

# Cassette

**Model :** AUYG30LRLE / AUYG36LRLE / AUYG45LRLA / AUYG54LRLA /  
 AUYG36LRLA [3phase] / AUYG45LRLA [3phase] / AUYG54LRLA [3phase]



Wired R.C.



For AUYG30/36LRLE



For AUYG36/45/54LRLA


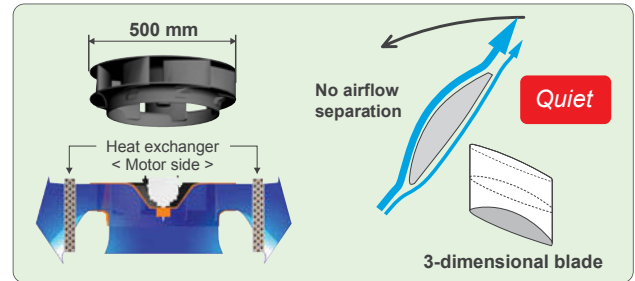
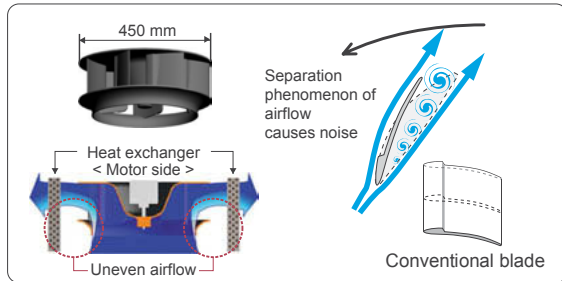


## Features

### High efficiency turbo fan with 3-dimensional blade

Previous turbo fan: Air passing through the heat exchanger was uneven and the air would only flow close to the ceiling.

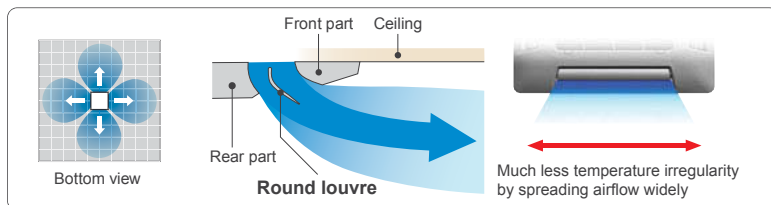
New turbo fan: High efficiency airflow distribution has been achieved by the introduction of a 3 dimensional blade which increases the air passing over the heat exchanger.



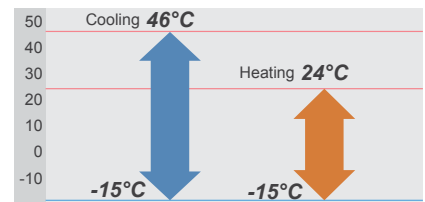
← : Spin direction    → : Airflow direction    ●●●●● : Turbulent flow noise

### Improvement of the airflow distribution

New louvre: The louvre design distributes air leaving a space between the chassis and the ceiling allowing far and wide airflow distribution.




### Low ambient operation



### Adjustment of hanger position is possible after installation



### High lift drain pump



### Optional parts

- Wired Remote Controller: UTY-RNNYM, UTY-RVNYM
- Simple Remote Controller: UTY-RSNYM
- IR Receiver Kit: UTY-LRHYA2
- Wide Panel: UTG-AGYA-W
- Panel Spacer: UTG-BGYA-W
- Air Outlet Shutter Plate: UTR-YDZC
- Insulation Kit For High Humidity: UTZ-KXGA
- Fresh Air Intake Kit: UTZ-VXGA



## Specifications

Model No.	Indoor unit		AUYG30LRLE	AUYG36LRLE	AUYG45LRLA	AUYG54LRLA	AUYG36LRLA	AUYG45LRLA	AUYG54LRLA		
	Outdoor unit		AOYG30LETL	AOYG36LETL	AOYG45LETL	AOYG54LETL	AOYG36LATT	AOYG45LATT	AOYG54LATT		
Power Source	V/∅/Hz		230/1/50	230/1/50	230/1/50	230/1/50	400/3/50	400/3/50	400/3/50		
Capacity	Cooling	kW	8.5 (2.8-10.0)	10.0 (2.8-11.2)	12.5 (4.0-14.0)	13.3 (4.5-14.5)	10.0 (4.7-11.4)	12.5 (5.0-14.0)	14.0 (5.4-16.0)		
	Heating		10.0 (2.7-11.2)	11.2 (2.7-12.7)	14.0 (4.2-16.2)	16.0 (4.7-16.5)	11.2 (5.0-14.0)	14.0 (5.4-16.2)	16.0 (5.8-18.0)		
Input Power	Cooling/Heating	kW	2.65/2.77	3.12/3.02	3.88/3.77	4.42/4.69	2.44/2.56	3.54/3.58	4.36/4.43		
EER	Cooling	W/W	3.21	3.21	3.22	3.01	4.10	3.53	3.21		
COP	Heating		3.61	3.71	3.71	3.41	4.38	3.91	3.61		
Pdesign	Cooling/Heating	kW	8.5/8.0	10.0/8.7	-	-	10.0/10.0	-	-		
SEER	Cooling	W/W	6.50	6.30	-	-	6.50	-	-		
SCOP	Heating		4.30	4.20	-	-	4.30	-	-		
Energy Efficiency Class	Cooling	A++		-	-	A++	-	-			
	Heating	A+		-	-	A+	-	-			
Running Current	Cooling/Heating	A	11.6/12.2	13.7/13.3	17.0/16.5	19.3/20.5	3.7/3.9	5.3/5.3	6.5/6.6		
Annual Energy Consumption	Cooling	kWh/a	458	555	-	-	573	-	-		
	Heating		2604	2897	-	-	3253	-	-		
Moisture Removal	l/h		2.5	3.5	4.5	5.0	3.0	4.5	5.0		
Sound Pressure (Cooling)	Indoor	H/M/L/Q	40/38/36/32	43/38/36/32	46/42/40/36	47/43/41/37	44/39/36/33	46/42/40/36	47/43/41/37		
	Outdoor		High	53	54	55	55	51	54	55	
Sound Power (Cooling)	Indoor	High	54	57	-	-	58	-	-		
	Outdoor		High	68	69	-	-	67	-		
Airflow Rate (High)	Indoor / Outdoor		m <sup>3</sup> /h	1600/3600	1800/3800	1900/6750	2000/6750	1800/6200	1900/6900	2000/6900	
Net Dimension H x W x D	Indoor		mm	288x840x840	50x950x950	288x840x840	50x950x950	288x840x840	50x950x950	288x840x840	50x950x950
			kg(lbs)	26 (57) / 5.5 (12)	26 (57) / 5.5 (12)	26 (57) / 5.5 (12)	26 (57) / 5.5 (12)	26 (57) / 5.5 (12)	26 (57) / 5.5 (12)	26 (57) / 5.5 (12)	26 (57) / 5.5 (12)
	Outdoor		mm	830x900x330	830x900x330	1290x900x330	1290x900x330	1290x900x330	1290x900x330	1290x900x330	
			kg(lbs)	61 (135)	61 (135)	86 (190)	86 (190)	104 (229)	104 (229)	104 (229)	
Piping Connections (Small / Large)			mm	9.52/15.88	9.52/15.88	9.52/15.88	9.52/15.88	9.52/15.88	9.52/15.88		
Drain Hose Diameter (I.D./O.D.)			mm	25.0/32.0	25.0/32.0	25.0/32.0	25.0/32.0	25.0/32.0	25.0/32.0		
Max Pipe Length (Pre-Charge)			m	50 (20)	50 (20)	50 (20)	50 (20)	75 (30)	75 (30)	75 (30)	
Max Height Difference				30	30	30	30	30	30		
Operation Range	Cooling	°CDB	-15 to 46	-15 to 46	-15 to 46	-15 to 46	-15 to 46	-15 to 46	-15 to 46		
	Heating		-15 to 24	-15 to 24	-15 to 24	-15 to 24	-15 to 24	-15 to 24	-15 to 24		
Refrigerant (Global Warming Potential)			R410A (1,975)	R410A (1,975)	R410A (1,975)	R410A (1,975)	R410A (1,975)	R410A (1,975)	R410A (1,975)		
Cassette Grille			UTG-UGYA-W	UTG-UGYA-W	UTG-UGYA-W	UTG-UGYA-W	UTG-UGYA-W	UTG-UGYA-W	UTG-UGYA-W		

## Dimensions Models : AUYG30LRLE / AUYG36LRLE / AUYG36LRLA / AUYG45LRLA / AUYG54LRLA

(Unit : mm)

