

FUJITSU

The Intelligent Choice in Comfort



2011 PRODUCT CATALOGUE

Air Conditioner of Fujitsu General

FUJITSU GENERAL LIMITED

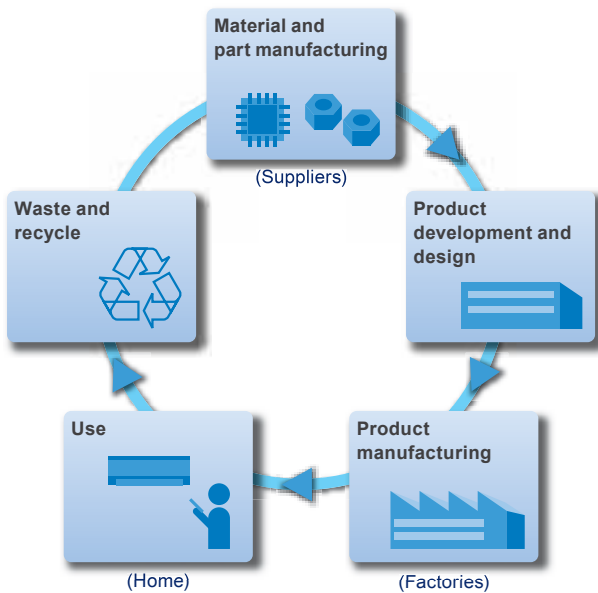
Creation of Comfort

Fujitsu General creates high-quality and environmentally-friendly products that provide good comfort in accordance with our basic policy to “create a comfortable environment” by utilizing the air conditioning technology and creativity which we have developed more than 35 years.



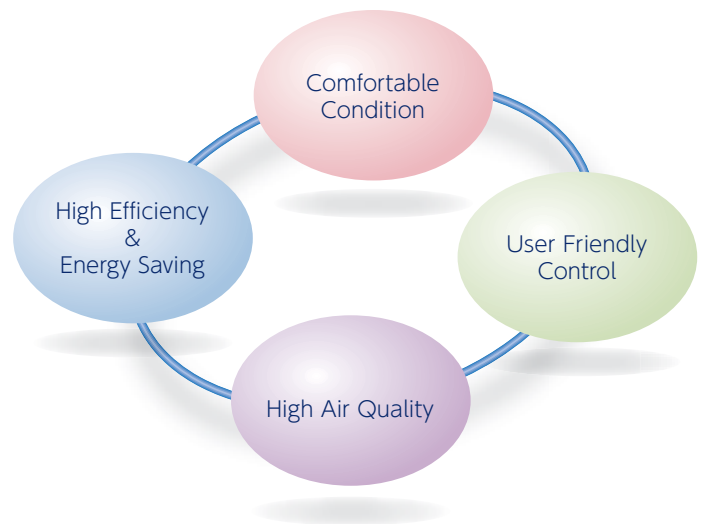
Harmony between Global Environmental Protection and Company Activities

The Fujitsu General Group strives for business activities that achieve harmony between contributing to protecting the global environment and company activities while making environmental protection activities an important issue in company management. The Fujitsu General Group is working to improve its environmental friendliness by building an environmental management system(EMS); taking environmental protection measures throughout the product lifecycle of materials procurement, product development and design, manufacturing, and recycling; and by taking the environment into consideration during business activities such as by saving energy and resources and reducing waste.



Creating top-class products with core technology

Fujitsu General air conditioners bring quality air to people and provide true comfort, energy saving, and clean environment through our core technology



High Quality Development and Production Environment

The Headquarters-Kawasaki R&D Center is equipped with a wide range of testing equipment envisioning a variety of operating conditions. This includes a testing tower with a 60m height difference for buildings.

We provide high quality & reliable products that meet the customers' needs from all over the world through this advanced R&D center and 6 production companies based in China and Thailand.



FUJITSU GENERAL (SHANGHAI) CO., LTD.



KAWASAKI R&D CENTER
and 60m height difference testing tower



FUJITSU GENERAL (THAILAND) CO., LTD.
FUJITSU GENERAL ENGINEERING
(THAILAND) CO., LTD.



F.G.L.S. ELECTRIC CO., LTD.



FUJITSU GENERAL CENTRAL
AIR-CONDITIONER (WUXI) CO., LTD.



FGA (THAILAND) CO., LTD.

High Efficiency Technology

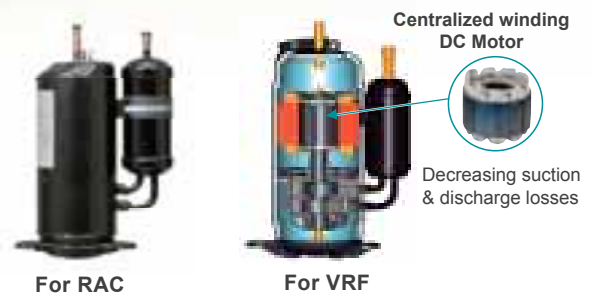
By All DC inverter control, electricity loss is decreased and power consumption is substantially reduced. In addition, annual power consumption amount is saved by high efficiency technology.

ALL DC

All DC Inverter Technology

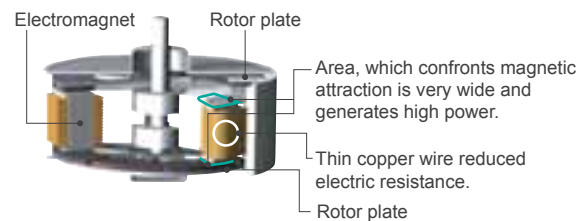
DC Twin Rotary Compressor

The high efficiency DC inverter type "2-cylinder rotary compressor" is used for large capacity of split system. It has achieved higher energy efficiency compared with equal class of compressors by optimizing the structure inside the compressor.




Axial Gap Fan Motor

Compact size with 1.5 more power output Self-driven method increases rotating efficiency by 10%. Our electromagnetic field simulation technology enables low vibration and low noise.



DC Fan Motor

DC fan motor realises high power, wide operation range, and high efficiency.

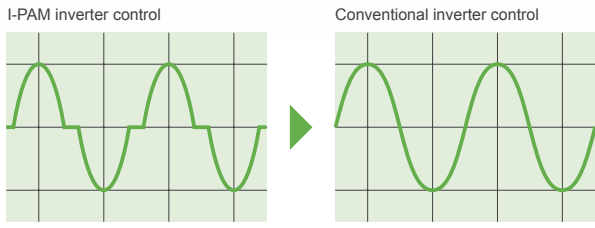


Optimized Inverter Control

I-PAM (IPM*+PAM)
Inverter control

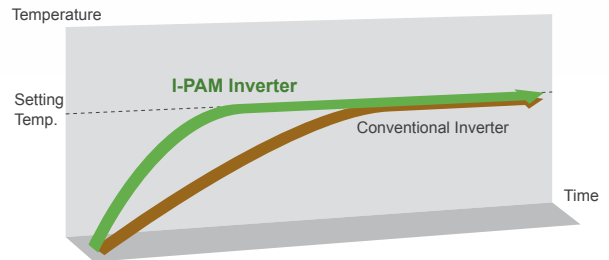


I-PAM inverter control is a technology which reduces loss by adjusting the current waveform to a better sine waveform. This promotes the effective use of the input power supply to attain high performance.



IPM*: Intelligent Power Module

In addition, the voltage is raised at the start of operation and fast comfort is attainable by more powerful operation.



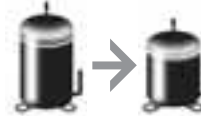
This technology enables miniaturization and high performance of the compressor.

V-PAM (Vector+I-PAM)
Inverter control




V-PAM inverter control reduces the effects of magnetic flux and increases the maximum speed and efficiency of the compressor by vector control technology. With this technology, further miniaturization, higher efficiency, and better performance are attained.

More compact than
conventional models



Vector I-PAM



It becomes more powerful with the newly developed high efficient compressor motor control.

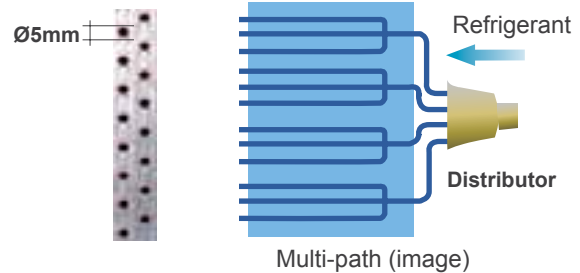
High Efficiency Heat Exchanger

High density multi-path heat exchanger

Heat exchange performance is substantially improved by thin and high-density heat exchanger and multi-path efficiency technology.

High performance Grooved Piping with expanded heat exchanger area is used.

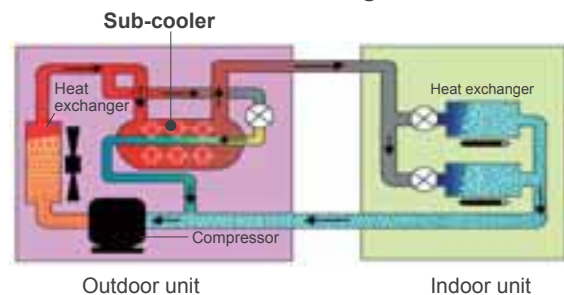
High-density multi-path heat exchanger



High performance sub-cool
heat exchanger

Higher performance achieved by mounting of counter type bypass circuit. (Large multi type, VRF)

In case of cooling circuit



Energy Saving Control

Economical and comfortable air conditioning environment is realized by various energy saving technologies such as sensor technology, original automatic filter cleaning function, and economical set temperature control, etc.

Human sensor control

Human sensor catches movements of people in a room, and operates with lower capacity when the room is empty, which can save electric expense. When people come back to the room, it returns to previous operating mode.

Energy saving operation by detecting someone's movement




ENERGY
SAVING

Energy Saving Control

Automatic filter cleaning

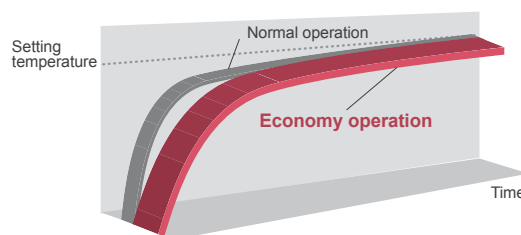
This function allows an energy saving of more than 25% a year and maintains a smooth airflow by preventing the filters from being clogged with dust.



Automatic filter cleaner
WORLD FIRST *1

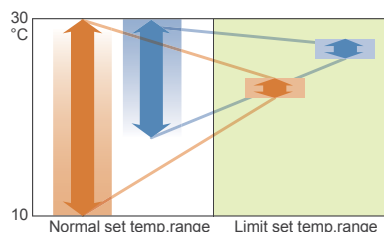
Economy operation

Limits the maximum operation current, and the power consumption is cut down and the maximum load is suppressed.



Room temperature set point limitation

The minimum and maximum temperature range can be set giving further energy saving while considering the comfort of the occupants.



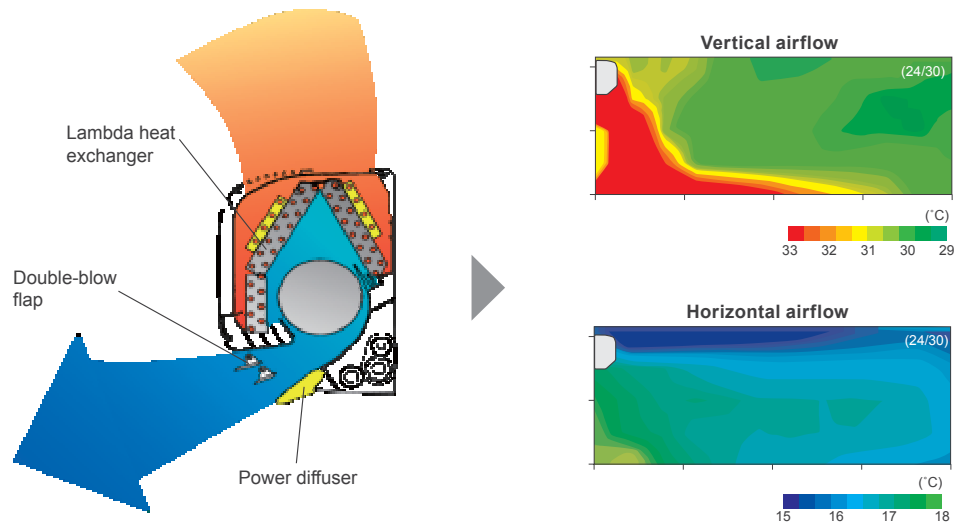
*1 Announced September 9, 2002. In room air conditioner for the home (our company's investigation)

More Comfort

Fujitsu General realizes a comfortable environment at all times by developing original air flow control. In addition, we pursue the various control technologies to provide you with a pleasant air-conditioned life.

Comfort Airflow

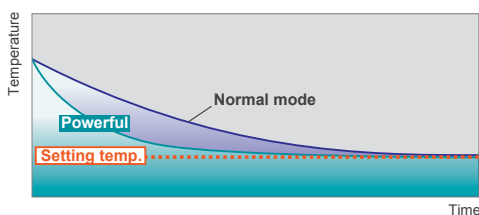
Precision wind direction control is realized and ventilation efficiency is also improved by 3 technologies. Our airflow control makes your environment more comfortable.



Quick Comfort

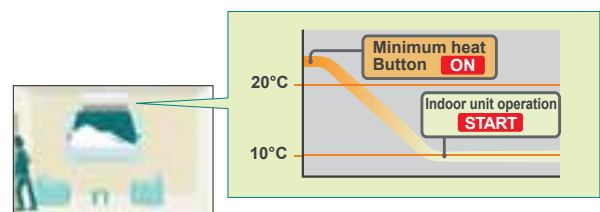
Powerful operation

Continuous operation by maximum air flow and maximum compressor speed after a certain period of time allows the temperature to reach the setting temp. quickly.



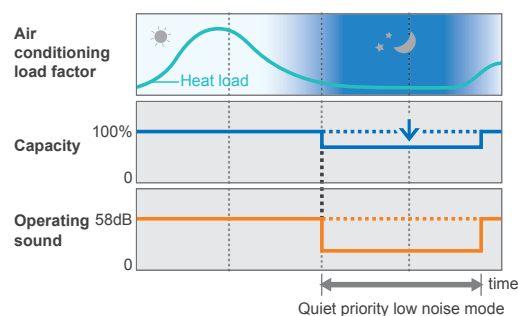
10°C Heat operation

When you leave, minimum heating operation is performed to maintain the room temperature. (maintain at 10°C)



Quiet Control

Users can choose low noise levels, depending on the installation environment. The operation time can be set using the timer.



High Air Quality


Perfect comfort pursued by removal of dust and odors and bacteria, etc. in the air, intake of fresh air, and other clean air conditioning technologies which always take health into consideration.

Clean Function

Automatic filter cleaning

Drives away the bacteria and refreshes the air.
The dirt and dust are bacteria-eliminated by photocatalytic filter
High density air filter surely catches the dust in the air.
The collected dust is automatically removed, and the air is always cleaned in a clean state.

WORLD FIRST *1



Clean Filter

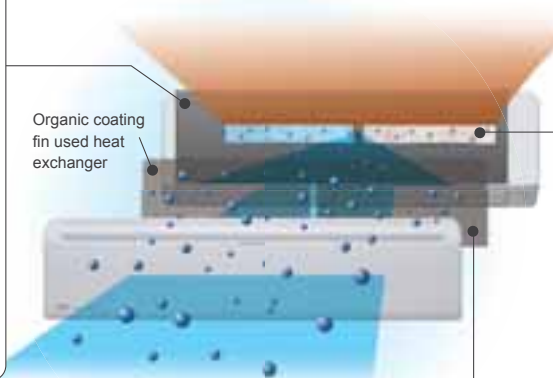
Long-life Ion Deodorization Filter



The filter deodorizes by powerfully decomposing absorbed odors using the oxidizing and reducing effects of ions generated by the ultra-fine-particle ceramic.

Air conditioner filter features

Organic coating
fin used heat
exchanger



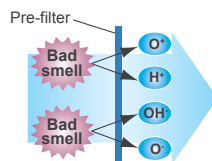
Apple-catechin Filter



Fine dust, invisible mold spores, and harmful microorganisms are absorbed onto the filter by static electricity, and further growth is inhibited and deactivated by the polyphenol extracted from apples.

Deodorant & Anti-bacteria Filter

Deodorant and anti-bacteria filter can resolve the constituent of bad smell by the pre-filter mixed with special ceramic powder which gives near infrared rays effect.



*1 Announced September 9, 2002. In room air conditioner for the home (our company's investigation)

User Friendly Control

Fujitsu General is using ergonomics to expand the use of user friendly designs such as easy-to-read large LCD displays, easy-to-operate buttons, and displays with easily recognizable colors and icons.

We are producing control systems that provide greater convenience for both individual and centralized control with operability suitable for the application and such features as one-touch selection and a range of batch control operation methods.

Individual Friendly Control



Wireless remote controller



New slim wireless remote controller



Touch panel controller



System controller



Central & Individual Control
User-friendly operation
Multiple language support



Class A Proves Trust

Our models have earned the "Class A" ranking, the highest energy saving standard that is shown on energy labels in Europe.



Energy-Efficiency Classifications

According to a new EC Directive, the indication of the Energy Efficiency classification on household air conditioners became compulsory. This aims to provide consumers with clear and objective information regarding energy-saving, and to encourage them to select products that are environmentally friendly. An Energy Label, like that shown in the sample below, will be provided in shop displays. In the label, the equipment is rated, with "A" being the most efficient. You may notice these labels and ratings appearing soon in shops that sell air conditioners. For easy understanding, the following information will be indicated for each model.



Energy Label

Energy		Air-conditioner	The product
Manufacturer	FUJITSU		
Outside unit	AO-***		The model number
Inside unit	AS-***		
More efficient	A	A	The class
	B		An energy efficiency class in seven steps, from A to G.
	C		
	D		
	E		
	F		
Less efficient	G		
Annual energy consumption, kWh in cooling mode	***		Annual energy consumption
<small>(Actual consumption will depend on how the appliance is used)</small>			The annual energy consumption is calculated by multiplying the total power input by an average of 500 hours per year in cooling mode at full load.
Cooling output	kw	***	
Energy efficiency ratio		***	The Energy Efficiency Ratio
<small>Full load (the higher the better)</small>			The higher the EER, the greater the energy efficiency.
Type	Cooling only	—	
	Cooling + Heating	←	
	Air cooled	←	
	Water cooled	—	
Heat output	kw	***	The type of air conditioner
Heating performance	G-lower	A	
Noise	(dB(A) re 1 pW)	**	The noise
		**	Outdoor
		**	Indoor
Further information is contained in product brochures			
Norm EN 1414 Air-conditioner Energy Label Directive 2002/31/EC			

Classifications

There are seven classifications of energy efficiency, from A to G. The most efficient level is "A" and the least efficient level is "G".

Energy efficiency class of the unit in COOLING mode	Energy efficiency class of the unit in HEATING mode
A 3.20 < EER	A 3.60 < COP
B 3.20 ≥ EER > 3.00	B 3.60 ≥ COP > 3.40
C 3.00 ≥ EER > 2.80	C 3.40 ≥ COP > 3.20
D 2.80 ≥ EER > 2.60	D 3.20 ≥ COP > 2.80
E 2.60 ≥ EER > 2.40	E 2.80 ≥ COP > 2.60
F 2.40 ≥ EER > 2.20	F 2.60 ≥ COP > 2.40
G 2.20 ≥ EER	G 2.40 ≥ COP

These classifications are for split and multi-split air conditioners.

Approach to New Energy Saving Standards

High performance and efficiency during actual operation are becoming important increasingly. FUJITSU GENERAL challenges the industry leader to making products that meet the new energy saving standards.

Improved rated operation efficiency to seasonal operation efficiency



Actual performance taking into consideration local and seasonal characteristics



Reduced non-operational energy consumption



Low noise



Studying new refrigerants with less environmental load



FUJITSU GENERAL Solutions

Fujitsu General develops air conditioners which meet a wide range of needs from residential use to commercial use. New Air to water with low CO₂ discharge adopting heat pump technology are also available and we offer the air conditioners perfectly matched to the various worldwide environments.



Split type air conditioners



Multi type air conditioners



Air to Water




VRF systems



2011 New Products



High Efficiency & Design model
Wall Mounted type



When operating, the room is monitored by human sensor.

Range 2.0kW~4.2kW

- High COP
- Slim & Smart design

NEW
Split P024

High COP & Powerful Heating model



9 / 12

High COP model



7 / 9 / 12 / 14

Split **P028**

New Standard Wall Mounted type

Range 2.2kW to 8.8kW

- High efficiency
- Flat design



7 / 9 / 12



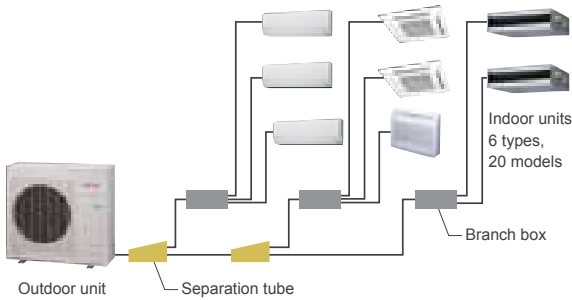
14



18 / 24 / 30

8 Rooms Multi **P072**


14kW 8-rooms inverter multi split



Model code	7	9	12	14	18	24
Compact Wall Mounted						
Wall Mounted						
Floor						
Floor / Ceiling						
Compact Cassette						
Slim Duct						

2 to 8 Rooms Multi **P068**


- Common to indoor units



VRF **P096**

New central management system

- New central controller
- New system controller for energy saving



AIRSTAGE™



Air to Water **P164**

Single phase High power model

- Max 60°C leaving water temperature
- Wide operating range



Indoor unit



Outdoor unit
11 / 14 kW

WATERSTAGE™

Contents

020

Split

Ceiling Wall
Wall Mounted
Floor
Compact Cassette
Cassette
Floor / Ceiling
Ceiling
Compact Duct
Duct
High Static Pressure Duct

066

Multi Split

Multi type Line-up
2 & 3-4 Rooms Multi
8 Rooms Multi
Indoor unit for Multi system
Specifications of all indoor units
Multi Combination Table
Simultaneous Multi
Big Multi

094

VRF

AIRSTAGE™ J
AIRSTAGE™ S
AIRSTAGE™ V-II
Control System

152

Optional Parts

156

Energy Recovery Ventilator

160

Window

162

Air to Water

High Power
Comfort
Compact









































170






















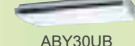
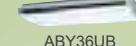
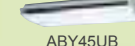
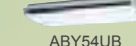












Deodoriser











174

Feature Explanation

All Type Lineup Split & Multi Split





Split		2.0	2.6	3.5	4.1	5.3
Capacity (kW)		7	9	12	14	18
Model Code		7	9	12	14	18
Ceiling Wall ▶ 022 page	INVERTER					
	Constant					
Wall Mounted ▶ 024 page	High COP & Powerful heating INVERTER		NEW 	NEW 		
	High COP INVERTER	NEW 	NEW 	NEW 	NEW 	
Wall Mounted ▶ 028 page	Standard INVERTER	NEW 	NEW 	NEW 	NEW 	NEW 
	Constant					
Floor ▶ 036 page	INVERTER					
Compact Cassette / Cassette ▶ 038 page	INVERTER					
	Constant					
Floor / Ceiling ▶ 046 page	INVERTER					
	Constant					
Ceiling ▶ 050 page	INVERTER					
	Constant					
Compact Duct / Duct ▶ 054 page	INVERTER					
	Constant					
High Static Pressure Duct ▶ 062 page	INVERTER					
	Constant					
Multi Split						
Up to 2 Units ▶ 070 page	INVERTER				NEW 	NEW 
Up to 3 Units ▶ 070 page	INVERTER					NEW 
Up to 4 Units ▶ 070 page	INVERTER					
Up to 8 Units ▶ 072 page	INVERTER					
Simultaneous Multi Twin / Triple ▶ 090 page	INVERTER					
Big Multi ▶ 092 page	Individual Constant					
	Simultaneous Constant					

7.1 24	8.8 30	10.6 36	13.2 45	15.8 54	17.6 60	26.4 90
 AWYZ24LB						
NEW  ASYG24LF	NEW  ASYG30LF					
 ASY24UB	 ASY30UB					
 AUYF24LB	 AUYA30LB	 AUYA36LB/AUYA36LC	NEW (Single phase)  AUYA45LC	NEW (Single phase)  AUYA54LC		
 AUY25UU	 AUY30UU	 AUY36UU	 AUY45UU	 AUY54UU		
 ABYF24LB						
 ABY24UB						
	 ABYA30LB	 ABYA36LB/ABYA36LC	NEW (Single phase)  ABYA45LC	 ABYA54LC		
	 ABY30UB	 ABY36UB	 ABY45UB	 ABY54UB		
 ARYF24LB	 ARYA30LB	 ARYA36LB/ARYA36LC	NEW (Single phase)  ARYA45LC			
 ARY25UU	 ARY30UU	 ARY36U(1)/ARY36UU	 ARY45UU			
			NEW (Single phase)  ARYC45LC	NEW (Single phase)  ARYC54LC		
					 ARY60UU	 ARY90TL

 AOYG 24LAT3	NEW  AOYG 30LAT4					
			 AOYG 45LAT8			
		 AOYD 36LATT	 AOYD 45LATT	 AOYD 54LATT		
					 AJYA 90EATA	
					 AJYA 90TATA	
					 AJYA 90EATB	
					 AJYA 90TATB	


All Type Lineup VRF & Window, Air to Water, Deodoriser

VRF





Capacity (kW)	15.2	22.4	28.0	33.5	40.0	45.0	50.4	55.9	61.5	67.0	73.5
HP	6	8	10	12	14	16	18	20	22	24	26
J series Heat Pump ▶ 096 page INVERTER	 AJYA 54LCLR										
S series Heat Recovery ▶ 104 page INVERTER	 AO90MPCMF										
V-I series Space saving Heat Pump ▶ 114 page INVERTER											
Set Model		AJYA72LALH	AJYA90LALH	AJY108LALH	AJY126LALH	AJY144LALH	AJY162LALH	AJY180LALH	AJY198LALH	AJY216LALH	AJY234LALH
Unit 1		AJYA72LALH	AJYA90LALH	AJY108LALH	AJY126LALH	AJY144LALH	AJYA90LALH	AJY108LALH	AJY108LALH	AJY108LALH	AJY126LALH
Unit 2							AJYA72LALH	AJYA72LALH	AJYA90LALH	AJY108LALH	AJY108LALH
Unit 3											
V-II series Energy efficiency Heat Pump ▶ 114 page INVERTER											
Set Model						AJY144LALHH			AJY198LALHH	AJY216LALHH	AJY234LALHH
Unit 1						AJYA72LALH			AJY126LALHH	AJYA72LALH	AJYA90LALH
Unit 2						AJYA72LALH			AJYA72LALH	AJYA72LALH	AJYA72LALH
Unit 3									AJYA72LALH	AJYA72LALH	

Window

▶ 160 page

Capacity (kW)	2.8	3.5	4.6
Model Code	9	12	16
Constant	 AKY9UB AMY12UA AFY16UA		

Air to Water

Capacity (kW)	5	6	8
Model Code	50	65	80
High Power model Single phase ▶ 164 page INVERTER			
Indoor Unit			
Outdoor Unit			
Three phase ▶ 164 page INVERTER			
Indoor Unit			
Outdoor Unit			
Comfort model ▶ 164 page INVERTER			
Indoor Unit	WSYA050DA	WSYA065DA	WSYA080DA
Outdoor Unit	AOYA18LALL	AOYA18LALL	AOYA24LALL
Compact model ▶ 165 page INVERTER	 WPYA080LA		

78.5 28	85.0 30	90.0 32	95.0 34	100.5 36	107.0 38	112.0 40	118.5 42	123.5 44	130.0 46	135.0 48
AJY252LALH	AJY270LALH	AJY288LALH	AJY306LALH	AJY324LALH	AJY342LALH	AJY360LALH	AJY378LALH	AJY396LALH	AJY414LALH	AJY432LALH
AJY144LALH	AJY144LALH	AJY144LALH	AJY108LALH	AJY108LALH	AJY126LALH	AJY144LALH	AJY144LALH	AJY144LALH	AJY144LALH	AJY144LALH
AJY108LALH	AJY126LALH	AJY144LALH	AJY108LALH	AJY108LALH	AJY108LALH	AJY108LALH	AJY126LALH	AJY144LALH	AJY144LALH	AJY144LALH
			AJYA90LALH	AJY108LALH	AJY108LALH	AJY108LALH	AJY108LALH	AJY108LALH	AJY126LALH	AJY144LALH
AJY252LALHH	AJY270LALHH	AJY288LALHH	AJY306LALHH	AJY324LALHH		AJY360LALHH	AJY378LALHH	AJY396LALHH		
AJY108LALH	AJY126LALH	AJY108LALH	AJY126LALH	AJY126LALH		AJY126LALH	AJY126LALH	AJY144LALH		
AJYA72LALH	AJYA72LALH	AJY108LALH	AJY108LALH	AJY126LALH		AJY126LALH	AJY126LALH	AJY126LALH		
AJYA72LALH	AJYA72LALH	AJYA72LALH	AJYA72LALH	AJYA72LALH		AJY108LALH	AJY126LALH	AJY126LALH		


10 95	11	13 128	14	16 155
	NEW 		NEW 	
	WSYG140DB6 WOYG112LBT		WSYG140DB6 WOYG140LBT	
	WSYK160DA9 WOYK112LAT		WSYK160DA9 WOYK140LAT	WSYK160DA9 WOYK160LAT
WSYA095DA AOYA30LBTL		WSYA128DA AOYA45LBTL		WSYA155DA AOYA54LJBYL
WPYA100LA				

Deodoriser

► 170 page

Capacity (m³/h)	3.0
Model Code	30

INVERTER →



DASY30S

Split



Energy saving design to provide a comfortable indoor environment while being environment-friendly.

An air conditioner that is people-friendly is also environment-friendly. Fujitsu General offers a broad lineup of products from large living rooms to bedrooms and children's rooms. We make your room more comfortable with a wide range of air conditioner types from ceiling wall type with automatic filters and cleaning functions to wall mounted type that improve the air cleaning function. Of course these models feature highly efficient operation that conserves electricity.

022 Ceiling Wall



024 Wall Mounted

036 Floor

038 Compact Cassette

042 Cassette



046 Floor / Ceiling

050 Ceiling

054 Compact Duct

058 Duct



062 High Static Pressure Duct

10 types
80 models

The background of the advertisement is a photograph of a modern, bright living room. The room features white walls, large windows with light-colored blinds, and a white sofa with dark blue cushions. In the foreground, there is a white armchair with a black throw blanket. A wooden coffee table with a metal base holds a silver teapot and a small bowl of fruit. Two framed pictures hang on the wall. A green banner is overlaid on the middle of the image, containing the text.

The Intelligent Choice in Comfort
Split type Air Conditioners

INVERTER Ceiling Wall

8th year of record achievements.
Automatic filter cleaning air conditioner



For AWYZ14 / 18LB



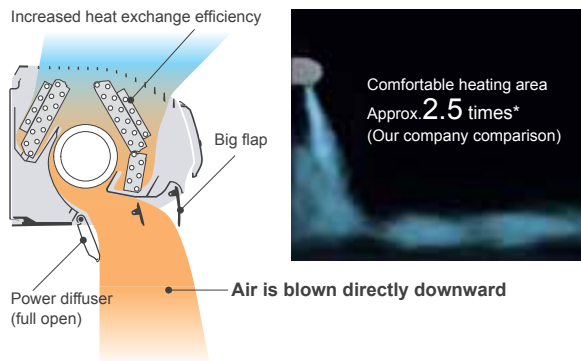
For AWYZ24LB

CLASS **A** ALL **DC**
AWYZ14LB

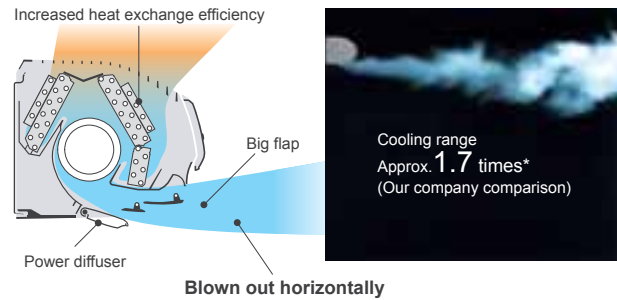
CLASS **A** ALL **DC**
AWYZ18LB

CLASS **A** ALL **DC**
AWYZ24LB

"Vertical airflow" provides powerful floor level heating



"Horizontal airflow" does not blow cool air directly at the occupants in the room



*Compared to our conventional Model ASY13PSCCW

Specifications

Model No.	Indoor unit		AWYZ14LB	AWYZ18LB	AWYZ24LB
	Outdoor unit		AOYZ14LB	AOYZ18LB	AOYZ24LB
Power Source		V/∅/Hz	230/1/50	230/1/50	230/1/50
Capacity	Cooling	kW	4.20(0.9~5.3)	5.20(0.9~5.9)	7.10(0.9~8.0)
	Heating		6.00(0.9~9.1)	6.70(0.9~9.7)	8.50(0.9~11.0)
Input Power	Cooling/Heating	kW	1.02/1.35	1.58/1.63	2.21/2.24
EER - Energy Class	Cooling	W/W	4.12-A	3.29-A	3.21-A
COP - Energy Class	Heating		4.44-A	4.11-A	3.62-A
Running Current	Cooling/Heating	A	4.5/5.9	6.9/7.2	9.7/10.3
Moisture Removal		l/h	2.1	2.8	3.0
Noise (Indoor)	Cooling H/M/L/Q/SQ	dB(A)	46/43/35/29/24		47/43/40/36/32
Noise (Outdoor)			46	47	53
Airflow Rate (High)	Indoor / Outdoor	m³/h	850/1910	850/1910	880/3600
Net Dimension H x W x D	Indoor	mm	250×899×298		250×899×298
		kg(lbs)	13.5(30)		14(31)
	Outdoor	mm	578×790×300		830×900×330
		kg(lbs)	39(86)		62(137)
Piping Connections (Small / Large)		mm	6.35/12.70		6.35/15.88
Drain Pipe Diameter (Inner/Outer)			16/29		16/29
Max Pipe Length (Chargeless)		m	20(15)		30(15)
Max Height Difference			15		20
Operation Range	Cooling	°CDB	-10~43		-10~43
	Heating		-15~24		-15~24
Refrigerant			R410A		R410A

Automatic filter cleaner **WORLD FIRST**^{*1}

- Entire filter is cleaned automatically in approx. 2 minutes.
- Since the filter is cleaned automatically, energy saving capability is displayed without regard to the load on the air conditioner.
- Energy saving CLASS A cleared with a margin to spare.
- 2 exhaustive bacteria eliminating and deodorizing countermeasures keep the air in the room clean.

Clean & energy saving technology

a Dirt and dust are bacteria-eliminated by photocatalytic filter^{*2}

b Drives away bacteria and refreshes the air by UV (ultraviolet rays) illumination

c Energy saving by automatic filter cleaning function^{*1}

This function allows an energy saving of more than 25% a year and maintains a smooth airflow by preventing the filters from being clogged with dust.

d Computer-designed fan provides a larger airflow than conventional models

New air trunk, which provides a smooth airflow, and axial gap fan motor increase the max. airflow by 10% over that of conventional models.



CAE (Computer aided engineering) analysis

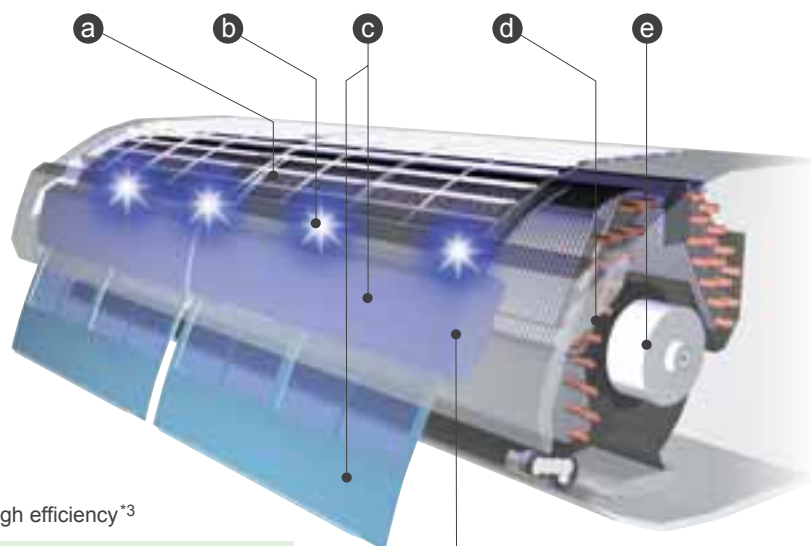
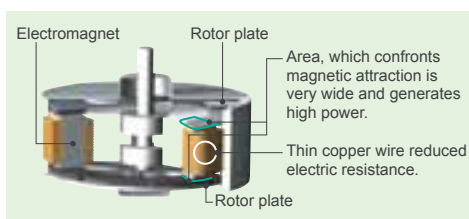
e Axial gap fan motor enables nonconventional high power and high efficiency^{*3}

Axial gap method

Rotor plates are installed above and below electromagnets.

Features (Compared to conventional models)

Compact size with 1.5 more power output
Self-driven method increases rotating efficiency by 10%. Our electromagnetic field simulation technology enables low vibration and low noise.



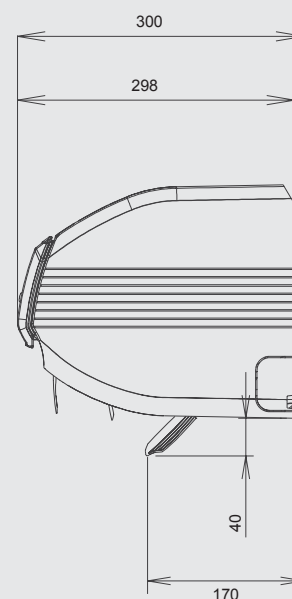
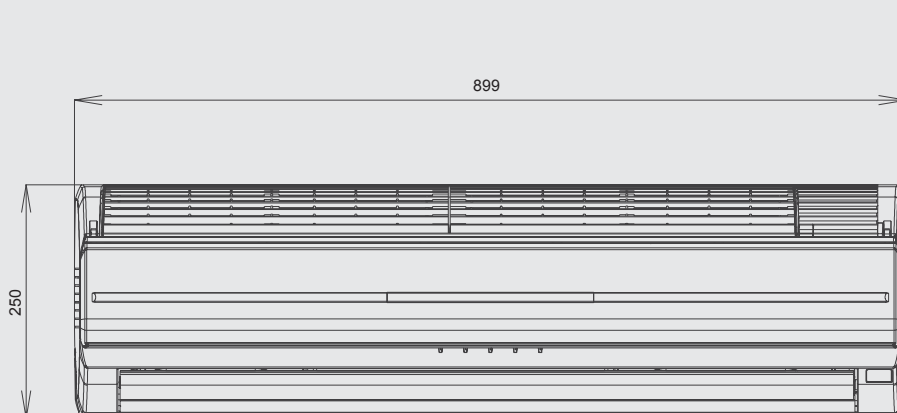
Antibacterial dust box

Removes dirt and dust by double brushes. Dust collection is approx. twice that in the past. (our company comparison) Maintenance: Only throwing into a trash bin once every 2 years

*1: Announced September 9, 2002. In room air conditioner for the home (Our company's investigation) *2: Displays double the effect of a conventional optical medium and retains its property for a long time to suck in and remove approx. 99.99% of cigarette odors and bacteria, etc. *3: Announced December 13, 2004. As fan motor for air conditioner (Our company's investigation)


Dimensions **Models:** AWYZ14LB / AWYZ18LB / AWYZ24LB

(Unit : mm)



INVERTER Wall Mounted


Thin & Slim Design
with High COP &
Powerful Heating



Wireless R.C.



For ASYG09LT



For ASYG12LT

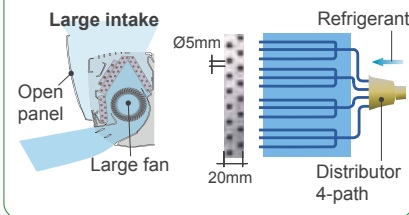
CLASS
A

CLASS
A

ASYG09LT **NEW** ASYG12LT **NEW**

Thin & Slim design

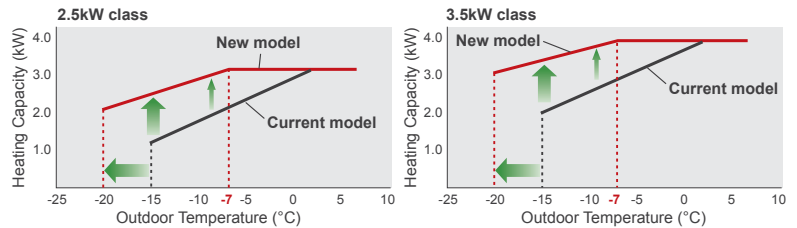
Thin and slim design is realized by high density multi-path heat exchanger and high efficiency wind blower.



Slimness **185 mm**

Powerful heating

Heating capacity was improved at low outdoor temperature. Rated heating capacity is maintained even at -7°C outdoor temperature. This new model can operate even at -20°C low outdoor temperature.



Powerful operation mode

20 minutes continuous operation by maximum airflow and maximum compressor speed is possible. Rapid cooling and heating makes the room comfortable quickly.

Specifications

Model No.	Indoor unit		ASYG09LT		ASYG12LT	
	Outdoor unit		AOYG09LT		AOYG12LT	
Power Source		V/∅/Hz	230/1/50		230/1/50	
Capacity	Cooling	kW	2.5		3.5	
	Heating		3.2		4.0	
Input Power	Cooling/Heating	kW	0.530/0.675		0.850/0.945	
EER - Energy Class	Cooling	W/W	4.72-A		4.12-A	
COP - Energy Class	Heating		4.74-A		4.23-A	
Running Current	Cooling/Heating	A	*		*	
Moisture Removal		l/h	*		*	
Noise (Indoor)	Cooling	H/Q	42/21		43/21	
Noise (Outdoor)	Cooling		50		48	
Airflow Rate (High)	Indoor / Outdoor	m³/h	*		*	
Net Dimension H x W x D	Indoor	mm	282x870x185		282x870x185	
		kg(lbs)	9.5		9.5	
	Outdoor	mm	540x790x290		620x790x298	
		kg(lbs)	35		40	
Piping Connections (Small / Large)		mm	6.35/9.52		6.35/9.52	
Drain Pipe Diameter (Inner/Outer)			16/29		16/29	
Max Pipe Length (Chargeless)		m	20(15)		20(15)	
Max Height Difference			15		15	
Operation Range	Cooling	°CDB	-10~43		-10~43	
	Heating		-20~24		-20~24	
Refrigerant			R410A		R410A	

*: Data were not available at time of publication.

Energy saving control

Human sensor catches movements of people in a room, and operates with lower capacity when the room is empty. When people come back to the room, it automatically returns to previous operating mode.

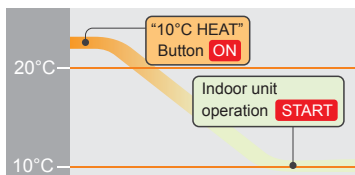


Energy saving operation by detecting someone's movement



10°C HEAT Operation *Only available with Wireless RC.

The room temperature can be set to go no lower than 10°C, thus ensuring that the room does not get too cold when not occupied



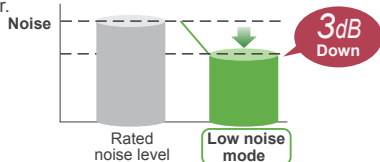
Caution

•When the room temperature is higher than 10°C, "10°C HEAT" operation does not start. Operation starts and maintains the room temperature at 10°C for 48 hours when the temperature drops below 10°C.

•When "10°C HEAT" operation stops, the room set temperature quickly returns to the preset temperature.

Low noise mode for outdoor unit

Low noise mode of outdoor unit can be selected by wireless remote controller.

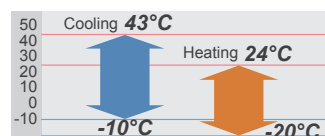


3 Mode timer (Weekly/Program/Sleep)

Weekly timer can be easily set by wireless remote controller. ON, OFF can be set up to 4 times in 1 day and up to 28 times in 1 week. For other modes, program timer and sleep timer can be also selected by one push.



Low ambient operation



Optional parts

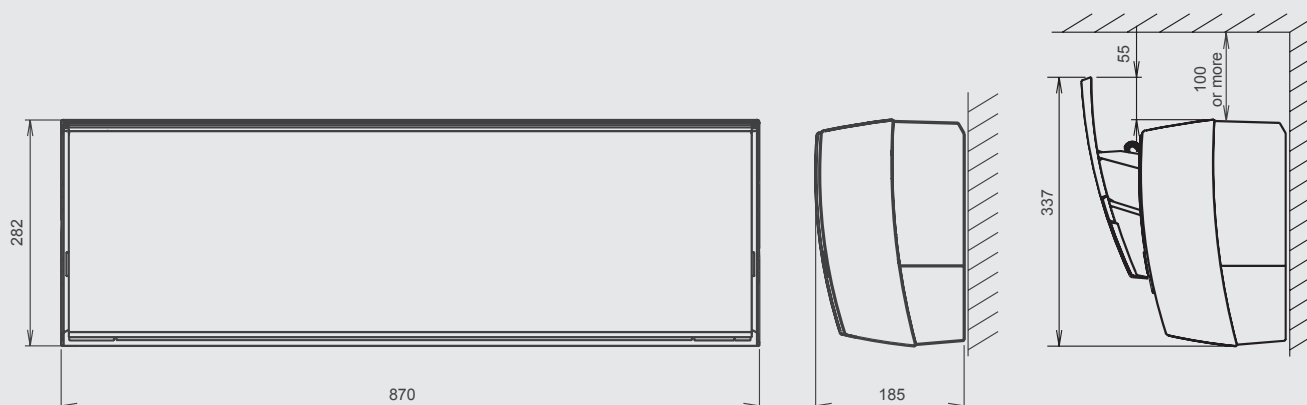
Wired Remote Controller: UTY-RNNYM

Simple Remote Controller: UTY-RSNYM

Communication Kit: UTY-TWBXF

Dimensions Models: ASYG09LT / ASYG12LT

(Unit : mm)



INVERTER Wall Mounted



CLASS A
ASYG07LU NEW



CLASS A
ASYG09LU NEW



CLASS A
ASYG12LU NEW



CLASS A
ASYG14LU NEW



Wireless R.C.



For ASYG07/09LU



For ASYG12/14LU



(12/14)



(07/09)



























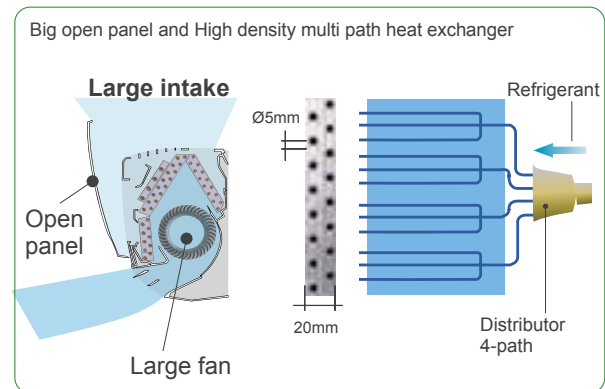


Thin & Slim design

Thin and slim design is realized by Ø5mm heat exchanger and high efficiency wind blower.



H282 X W870 X D185



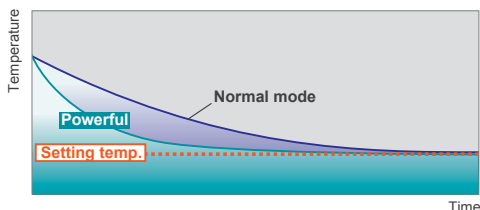
Specifications

Model No.	Indoor unit		ASYG07LU	ASYG09LU	ASYG12LU	ASYG14LU
	Outdoor unit		AOYG07LU	AOYG09LU	AOYG12LU	AOYG14LU
Power Source	V/∅/Hz		230/1/50	230/1/50	230/1/50	230/1/50
Capacity	Cooling	kW	2.0(0.5~3.0)	2.5(0.5~3.2)	3.5(0.9~4.0)	4.2(0.9~5.0)
	Heating		3.0(0.5~4.0)	3.2(0.5~4.2)	4.0(0.9~5.6)	5.4(0.9~6.0)
Input Power	Cooling/Heating		kW		0.465/0.660	0.555/0.680
EER - Energy Class	Cooling	W/W	4.30-A	4.50-A	3.87-A	3.40-A
COP - Energy Class	Heating		4.55-A	4.71-A	4.21-A	3.91-A
Running Current	Cooling/Heating		A		*	*
Moisture Removal			l/h		*	*
Noise (Indoor)	Cooling	H/Q	dB(A)		38/21	42/21
	Heating		46	48	50	50
Airflow Rate (High)	Indoor / Outdoor		m³/h		*	*
Net Dimension H x W x D	Indoor	mm	282x870x185	282x870x185	282x870x185	282x870x185
		kg(lbs)	9.5	9.5	9.5	9.5
	Outdoor	mm	540x660x290	540x660x290	540x790x290	540x790x290
		kg(lbs)	23	25	33	34
Piping Connections (Small / Large)			mm		6.35/9.52	6.35/9.52
Drain Pipe Diameter (Inner/Outer)			mm		16/29	16/29
Max Pipe Length (Chargeless)			m		20(15)	20(15)
Max Height Difference			m		15	15
Operation Range	Cooling	°CDB	-10~43		-10~43	-10~43
	Heating		-15~24		-15~24	-15~24
Refrigerant			R410A		R410A	R410A

*: Data were not available at time of publication.

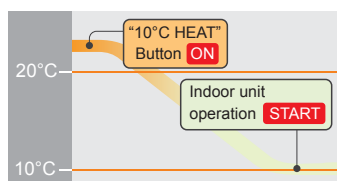
Powerful operation

20 minutes continuous operation by maximum airflow and maximum compressor speed is possible. Rapid cooling and heating makes the room comfortable quickly.



10°C HEAT Operation *Only available with Wireless RC.

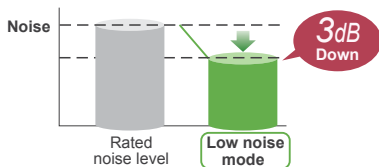
The room temperature can be set to go no lower than 10°C, thus ensuring that the room does not get too cold when not occupied



Caution
 •When the room temperature is higher than 10°C, "10°C HEAT" operation does not start. Operation starts and maintains the room temperature at 10°C for 48 hours when the temperature drops below 10°C.
 •When "10°C HEAT" operation stops, the room set temperature quickly returns to the preset temperature.

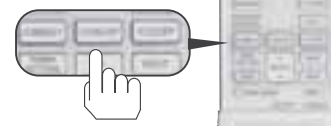
Low noise mode for outdoor unit

Low noise mode of outdoor unit can be selected by wireless remote controller.



3 Mode timer (Weekly/Program/Sleep)

Weekly timer can be easily set by wireless remote controller. ON, OFF can be set up to 4 times in 1 day and up to 28 times in 1 week. For other modes, program timer and sleep timer can be also selected by one push.

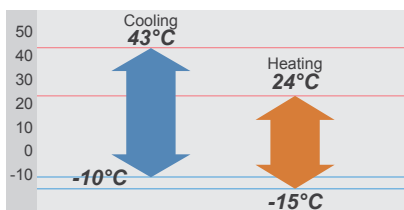


Filter sign display

Indicates the filter cleaning period by lamp.



Low ambient operation

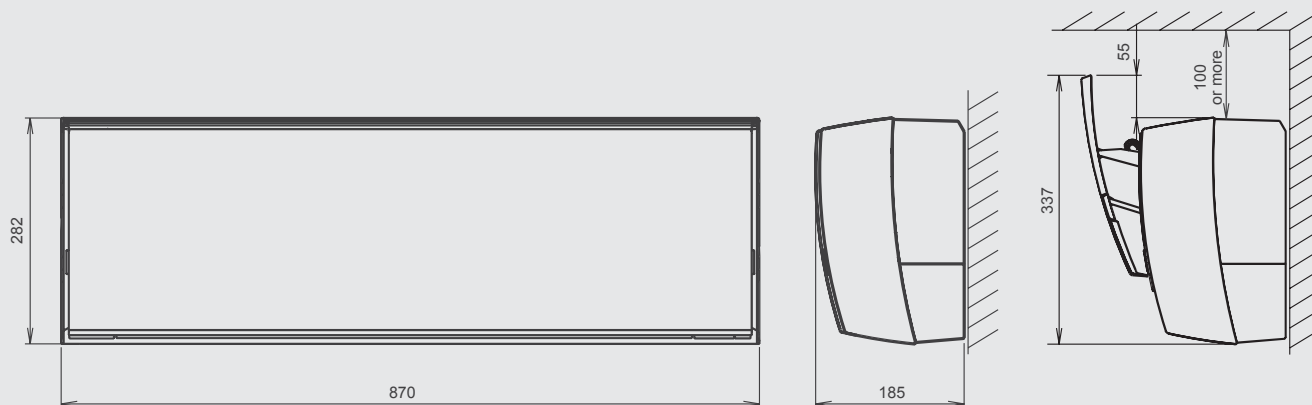


Optional parts

- Wired Remote Controller: UTY-RNNYM
- Simple Remote Controller: UTY-RSNYM
- Communication Kit: UTY-TWBXF

Dimensions Models: ASYG07LU / ASYG09LU / ASYG12LU / ASYG14LU

(Unit : mm)



INVERTER Wall Mounted

Simple design with energy saving.



ASYG07/09/12LE



ASYG14LE



Wireless R.C.



For ASYG14LE



For ASYG07/09/12LE

CLASS ALL
A DC

ASYG07LE **NEW**

CLASS ALL
A DC

ASYG09LE **NEW**

CLASS ALL
A DC

ASYG12LE **NEW**

CLASS ALL
A DC

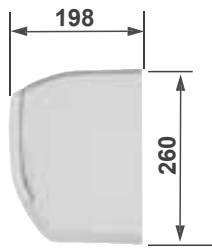
ASYG14LE **NEW**

i-PAM (12/14) V-PAM (07/09)

Up/Down Adjust Restart Auto Changeover HEAT 10°C Economy POWERFUL Low noise Sleep Program Filter Ion AF Wash

Compact design

Indoor unit



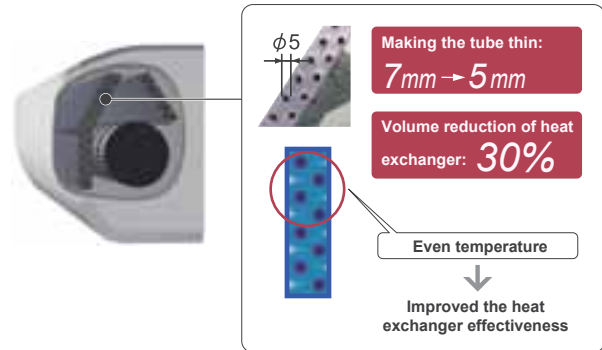
For ASYG07/09/12LE

Outdoor unit



For AOYG07/09/12LE

High density heat exchanger arrangement



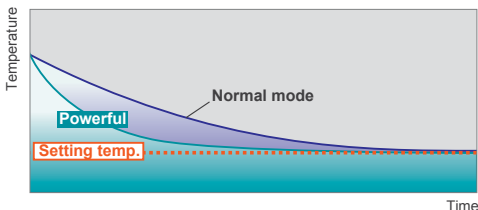
Specifications

Model No.	Indoor unit		ASYG07LE	ASYG09LE	ASYG12LE	ASYG14LE
	Outdoor unit		AOYG07LE	AOYG09LE	AOYG12LE	AOYG14LE
Power Source	V/∅/Hz		230/1/50	230/1/50	230/1/50	230/1/50
Capacity	Cooling	kW	2.1	2.5	3.4	4.0
	Heating		3.0	3.2	4.0	5.0
Input Power	Cooling/Heating	kW	0.47/0.69	0.64/0.75	0.92/0.99	1.11/1.31
EER - Energy Class	Cooling	W/W	4.47-A	3.91-A	3.70-A	3.62-A
COP - Energy Class	Heating		4.38-A	4.27-A	4.04-A	3.83-A
Running Current	Cooling/Heating	A	2.7/3.5	3.5/3.8	4.4/4.7	5.3/6.0
Moisture Removal	l/h		1.3	1.3	1.8	2.1
Noise (Indoor)	Cooling H/M/L/Q	dB(A)	43/38/31/21	43/38/31/21	43/38/31/21	*
Noise (Outdoor)	Cooling		45	45	50	49
Airflow Rate (High)	Indoor / Outdoor	m³/h	690/1720	690/1720	690/1830	*
Net Dimension H x W x D	Indoor	mm	260X790X198	260X790X198	260X790X198	280X790X203
		kg(lbs)	7.5(16.5)	7.5(16.5)	7.5(16.5)	8.0(17.6)
	Outdoor	mm	540X660X290	540X660X290	540X660X290	540X790X290
		kg(lbs)	23(50.6)	23(50.6)	29(63.8)	35(77)
Piping Connections (Small / Large)	mm		6.35/9.52	6.35/9.52	6.35/9.52	6.35/12.7
Drain Pipe Diameter (Inner/Outer)	mm		16/29	16/29	16/29	16/29
Max Pipe Length (Chargeless)	m		20(15)	20(15)	20(15)	20(15)
Max Height Difference	m		15	15	15	15
Operation Range	Cooling	°CDB	-10~43	-10~43	-10~43	-10~43
	Heating		-15~24	-15~24	-15~24	-15~24
Refrigerant			R410A	R410A	R410A	R410A

*: Data were not available at time of publication.

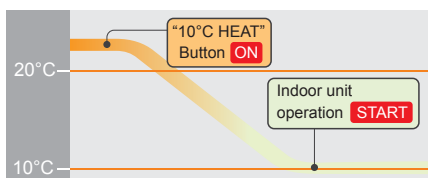
Powerful operation

20 minutes continuous operation by maximum airflow and maximum compressor speed is possible. Rapid cooling and heating makes the room comfortable quickly.



10°C HEAT Operation *Only available with Wireless RC.

The room temperature can be set to go no lower than 10°C, thus ensuring that the room does not get too cold when not occupied

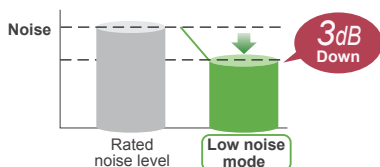


Caution

- When the room temperature is higher than 10°C, "10°C HEAT" operation does not start. Operation starts and maintains the room temperature at 10°C for 48 hours when the temperature drops below 10°C.
- When "10°C HEAT" operation stops, the room set temperature quickly returns to the preset temperature.

Low noise mode for outdoor unit

Low noise mode of outdoor unit can be selected by wireless remote controller.



Easy maintenance

Removable & washable panel



Filter sign display

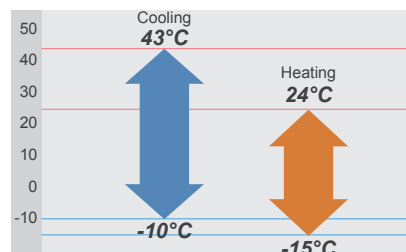
Indicates the filter cleaning period by lamp.

Quiet operation

Cooling mode (07/09/12 TYPE)

Fan speed Quiet	Noise level 21dB_(A)
---------------------------	--

Low ambient operation



Optional parts

Wired Remote Controller: UTY-RNNYM

Simple Remote Controller: UTY-RSNYM

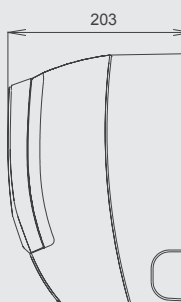

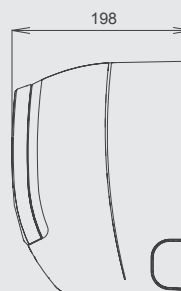

Communication Kit: UTY-XCBXE (07/09/12 Type)
UTY-XCBXZ1 (14 Type)

External Connect Kit: UTY-XWZX

Dimensions

Models: ASYG07LE / ASYG09LE / ASYG12LE / ASYG14LE

(Unit : mm)



INVERTER Wall Mounted

Simple & Elegant Appearance Design



















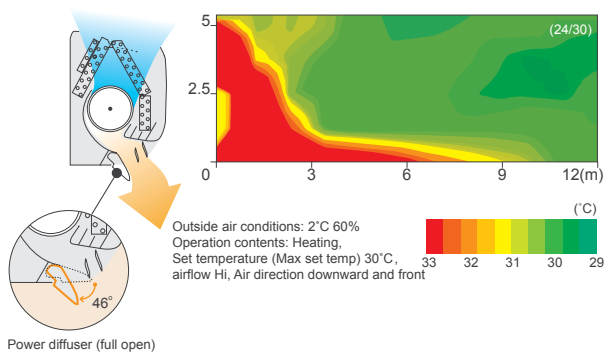


(18) (24/30)
Wireless R.C.

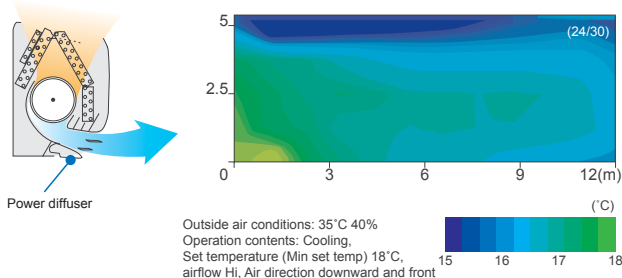
For ASYG18LF For ASYG24LF For ASYG30LF

CLASS A ALL DC **CLASS A ALL DC** **CLASS A ALL DC**
ASYG18LF NEW **ASYG24LF NEW** **ASYG30LF NEW**

“Vertical airflow” provides powerful floor level heating



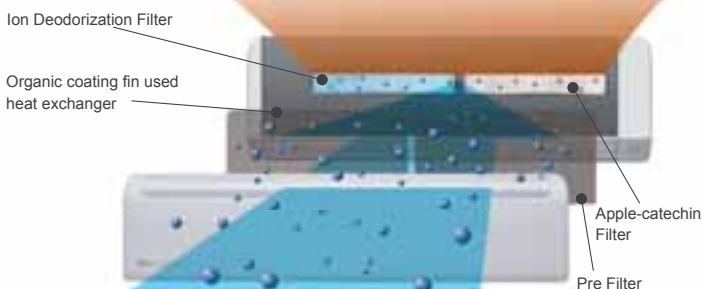
“Horizontal airflow” does not blow cool air directly at the occupants in the room




Specifications

Model No.	Indoor unit		ASYG18LF	ASYG24LF	ASYG30LF
	Outdoor unit		AOYG18LF	AOYG24LF	AOYG30LF
Power Source	V/Ø/Hz		230/1/50	230/1/50	230/1/50
Capacity	Cooling	kW	5.20(0.9~6.0)	7.10(0.9~8.0)	8.00(2.9~9.0)
	Heating	kW	6.30(0.9~9.1)	8.00(0.9~10.6)	8.80(2.2~11.0)
Input Power	Cooling/Heating	kW	1.52/1.71	2.20/2.21	2.49/2.44
EER - Energy Class	Cooling	W/W	3.42-A	3.23-A	3.21-A
COP - Energy Class	Heating		3.68-A	3.61-A	3.61-A
Running Current	Cooling/Heating	A	6.8/7.6	9.7/9.8	10.9/10.7
Moisture Removal	l/h		2.8	2.7	3.2
Noise (Indoor)	Cooling	H/M/L/Q	43/37/33/26	47/42/37/32	48/42/37/33
Noise (Outdoor)	Cooling		51	52	53
Airflow Rate (High)	Indoor/Outdoor	m³/h	900/2070	1100/2340	1100/3600
Net Dimension H x W x D	Indoor	mm	320X998X238	320X998X238	320X998X238
		kg(lbs)	14(30.8)	14(30.8)	14(30.8)
	Outdoor	mm	620X790X298	578X790X315	830X900X330
		kg(lbs)	40(88)	43(95)	61(135)
Piping Connections (Small / Large)	mm		6.35/12.8	6.35/15.88	9.52/15.88
Drain Pipe Diameter (Inner/Outer)	mm		16/29	16/29	16/29
Max Pipe Length (Chargeless)	m		25(15)	30(15)	50(20)
Height Difference			20	20	30
Operation Range	Cooling	°CDB	-10~46	-10~46	-10~46
	Heating		-15~24	-15~24	-15~24
Refrigerant			R410A	R410A	R410A

Air conditioner filter features



Antibacterial deodorizing pre-filter with special ceramic powder



Long-life* Ion Deodorization Filter

The filter deodorizes by powerfully decomposing absorbed odors using the oxidizing and reducing effects of ions generated by the ultra-fine-particle ceramic.

(*The filter can be used for approx. 3 years if it is washed under water to restore its surface action when it is dirty.)

✦ Using different filters at both sides



Apple-catechin Filter

Fine dust, invisible mold spores, and harmful microorganisms are absorbed onto the filter by static electricity, and further growth is inhibited and deactivated by the polyphenol extracted from apples.

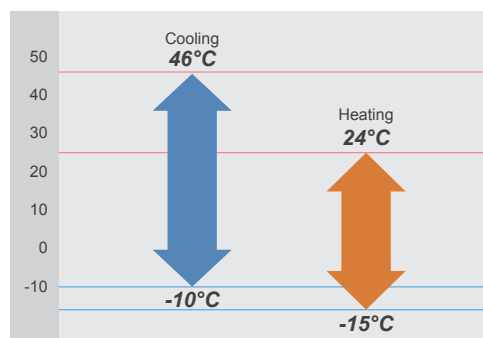
Flexible Installation

	18 type	24 type	30 type
Max. Piping Length	25m	30m	50m
Max. Height	20m	20m	30m

Easy maintenance

Simplification of drain pan cleaning improves maintenance-ability.

Low ambient operation



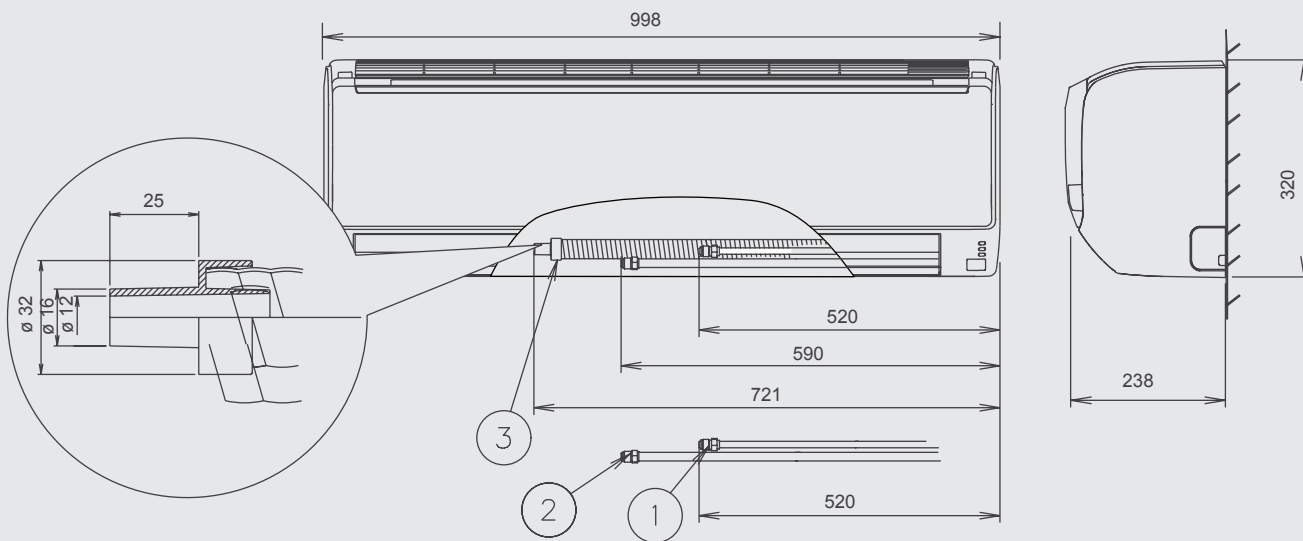
Optional parts

- Wired Remote Controller: UTY-RNNYM
- Simple Remote Controller: UTY-RSNYM
- External Connect Kit: UTY-XWZX

Dimensions

Models: ASYG18LF / ASYG24LF / ASYG30LF

(Unit : mm)



- ① Refrigerant pipe flare connection (Liquid)
- ② Refrigerant pipe flare connection (Gas)
- ③ Drain hose connection (Drain hose)

Wall Mounted











For ASY7UB/9UC For ASY12UC

ASY7UB ASY9UC ASY12UC











For ASY14UB


ASY14UB

Specifications

Model No.	Indoor unit		ASY7UB	ASY9UC	ASY12UC	ASY14UB
	Outdoor unit		AOY7UB	AOY9UC	AOY12UC	AOY14UB
Power Source		V/∅/Hz	230/1/50	230/1/50	230/1/50	230/1/50
Capacity	Cooling	kW	2.20	2.60	3.25	4.25
	Heating		2.30	2.95	3.95	4.80
Input Power	Cooling/Heating	kW	0.83/0.75	1.07/0.90	1.35/1.28	1.38/1.27
EER - Energy Class	Cooling	W/W	2.65-D	2.43-E	2.41-E	3.08-B
COP - Energy Class	Heating		3.07-D	3.28-C	3.09-D	3.78-A
Running Current	Cooling/Heating	A	3.9/3.6	4.8/4.1	5.9/5.6	6.1/5.6
Moisture Removal		l/h	1.0	1.3	1.8	2.0
Noise (Indoor)	Cooling H/M/L/Q	dB(A)	38/35/33/29	40/38/35/30	40/38/36/33	43/40/37/33
Noise (Outdoor)	Cooling		43	46	48	47
Airflow Rate (High)	Indoor / Outdoor	m³/h	380/1350	540/1350	540/1700	700/1670
Net Dimension H x W x D	Indoor	mm	257x808x187	257x808x187	257x808x187	275x790x215
		kg(lbs)	8(18)	8(18)	8(18)	9(20)
	Outdoor	mm	535x650x250	535x650x250	535x695x250	535x780x250
		kg(lbs)	26(57)	28(62)	31(68)	37(82)
Piping Connections (Small / Large)		mm	6.35/9.52	6.35/9.52	6.35/9.52	6.35/12.7
Drain Pipe Diameter (Inner/Outer)			14/25.5	14/25.5	14/25.5	14/25.5
Max Pipe Length (Chargeless)		m	10(7.5)	15(7.5)	15(7.5)	15(7.5)
Max Height Difference			5	8	8	8
Operation Range	Cooling	°C	21~43	21~43	21~43	21~43
	Heating		-15~24	-15~24	-15~24	-15~24
Refrigerant			R410A	R410A	R410A	R410A

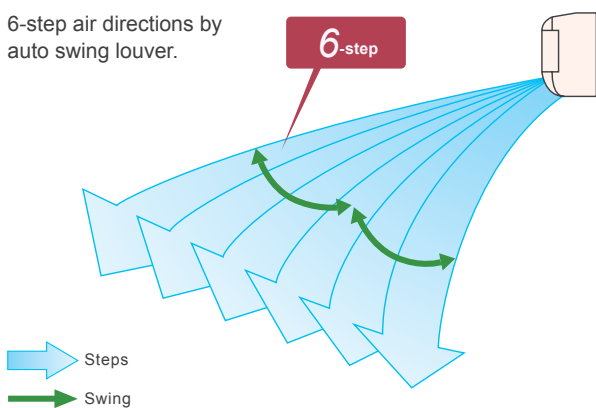
Powerful output in spite of small size

Though the indoor unit is compact, it features a large, high pressure cross fan (90mm diameter) in a center mounted configuration and a lambda type heat exchanger to provide plenty of power. The extra long diffuser provides a wide outflow opening for air. This ensures a large air outflow volume over a wide area to cool or heat all areas of the room.



Auto swing louver

6-step air directions by auto swing louver.



Symmetrical design

Symmetrical, clean design that suits all interiors.

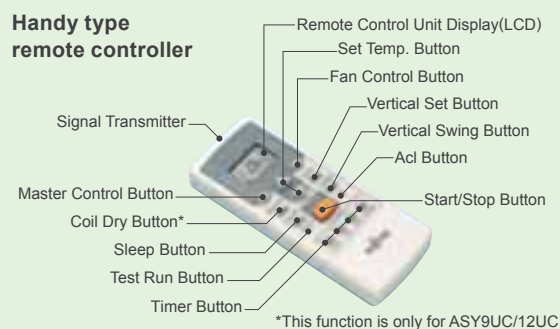


Easy maintenance

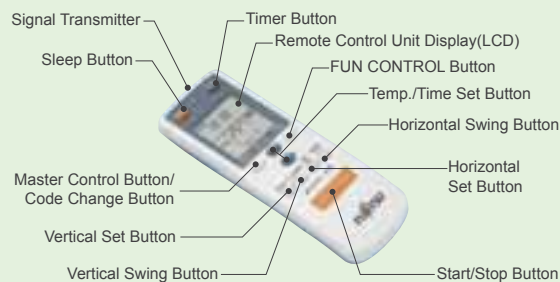
Easy maintenance has been realized as the front panel can be removed for easy access.



Handy type remote controller



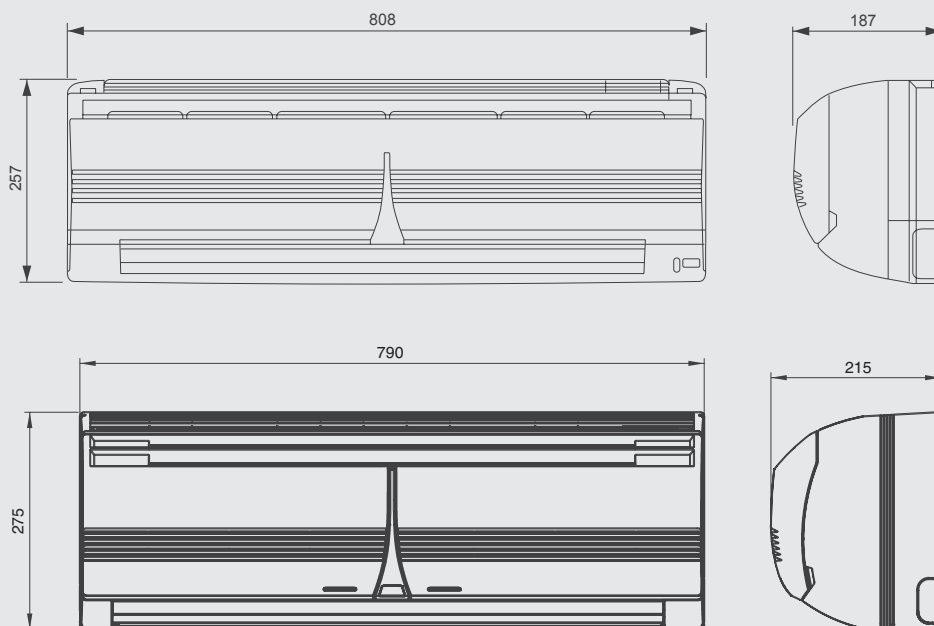
*This function is only for ASY9UC/12UC



Dimensions

Models: ASY7UB / ASY9UC / ASY12UC / ASY14UB

(Unit : mm)



Wall Mounted



Powerful output in spite of small size

Though the indoor unit is compact, it features a large, high pressure cross fan (107mm diameter) in a center mounted configuration and a lambda type heat exchanger to provide plenty of power. The extra long diffuser provides a wide outflow opening for air. This ensures a large air outflow volume over a wide area to cool or heat all areas of the room.

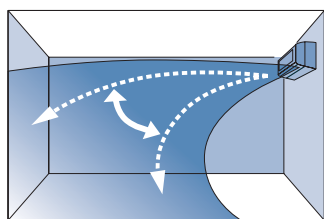


Specifications

Model No.	Indoor unit		ASY18UB	ASY24UB	ASY30UB
	Outdoor unit		AOY18UB	AOY24UB	AOY30UB
Power Source	V/Ø/Hz		230/1/50	230/1/50	230/1/50
Capacity	Cooling	kW	5.40	6.80	7.90
	Heating		5.70	7.40	8.40
Input Power	Cooling/Heating		1.85/1.85	2.40/2.40	2.75/2.75
EER - Energy Class	Cooling	W/W	2.92-C	2.83-C	2.87-C
COP - Energy Class	Heating		3.08-D	3.08-D	3.05-D
Running Current	Cooling/Heating		8.3/8.3	10.6/10.5	13.0/13.0
Moisture Removal			2.0	2.5	3.0
Noise (Indoor)	Cooling	H/M/L dB(A)	41/37.5/34	45/42/38	47.5/44/40.5
Noise (Outdoor)	Cooling		52	53	54
Airflow Rate (High)	Indoor/Outdoor		800/3200	970/3200	1040/3320
Net Dimension H x W x D	Indoor	mm	320x1120x220	320x1120x220	320x1120x220
		kg(lbs)	16(35)	16(35)	16(35)
	Outdoor	mm	650x830x320	650x830x320	900x900x350
		kg(lbs)	52(114)	59(130)	74(163)
Piping Connections (Small / Large)			6.35/15.88	9.52/15.88	9.52/15.88
Drain Pipe Diameter (Inner/Outer)			16/28	16/28	16/28
Max Pipe Length (Chargeless)			20(7.5)	20(7.5)	25(7.5)
Height Difference			8	8	15
Operation Range	Cooling	°CDB	0~43	0~43	0~43
	Heating		-6~24	-6~24	-6~24
Refrigerant			R410A	R410A	R410A

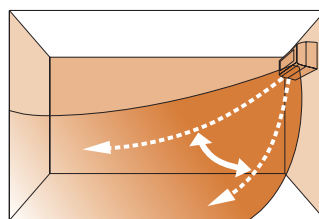
Multi airflow

Large independently driven power diffuser used



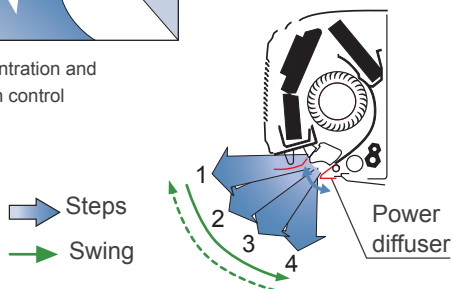
Cooling

Horizontal concentration and other air direction control

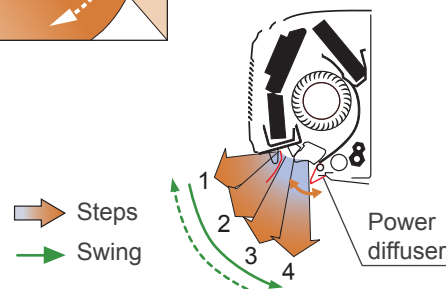


Heating

Wide down flow



Large independently driven power diffuser



Low noise


- High efficiency fan construction ⇒ ø7mm Lambda type evaporator improves the airflow path
- Large independently driven power diffuser



Low noise
34dB
(ASY18)

Easy installation

Expanded work space at bottom of casing increases piping space by 15%.



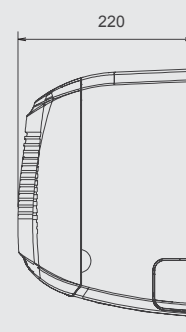
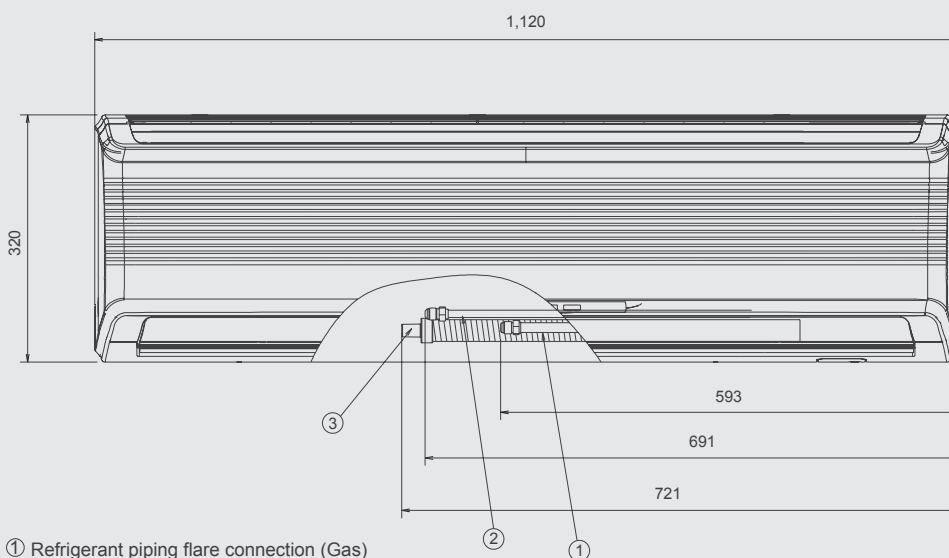
Others

- Double auto swing
- 2-way draining route

Dimensions

Models: ASY18UB / ASY24UB / ASY30UB

(Unit : mm)



- ① Refrigerant piping flare connection (Gas)
- ② Refrigerant piping flare connection (Liquid)
- ③ Drain piping connection

Floor

Simple & Thin design
harmonizes with the interior



For AGYF09/12LA




For AGYF14LA

CLASS **A** ALL **DC**
AGYF09LA

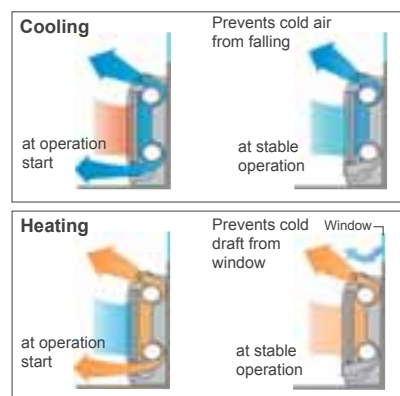
CLASS **A** ALL **DC**
AGYF12LA

CLASS **A** ALL **DC**
AGYF14LA

Flexible & easy installation



2-Fan & Wide airflow



Specifications

Model No.	Indoor unit		AGYF09LA	AGYF12LA	AGYF14LA
	Outdoor unit		AOYV09LA	AOYV12LA	AOYV14LA
Power Source	V/Ø/Hz		230/1/50	230/1/50	230/1/50
Capacity	Cooling	kW	2.60(0.9~3.5)	3.50(0.9~4.0)	4.20(0.9~5.0)
	Heating	kW	3.50(0.9~5.5)	4.50(0.9~6.6)	5.20(0.9~8.0)
Input Power	Cooling/Heating	kW	0.53/0.79	0.94/1.19	1.14/1.44
EER - Energy Class	Cooling	W/W	4.91-A	3.72-A	3.68-A
COP - Energy Class	Heating		4.43-A	3.78-A	3.61-A
Running Current	Cooling/Heating	A	2.6/3.8	4.4/5.5	5.2/6.4
Moisture Removal		l/h	1.3	1.8	2.1
Noise (Indoor)	Cooling	H/M/L/Q	40/35/29/22	40/35/29/22	44/38/31/22
Noise (Outdoor)	Cooling		47	48	50
Airflow Rate (High)	Indoor/Outdoor	m³/h	570/1680	570/1680	650/1910
Net Dimension H x W x D	Indoor	mm	600x740x200	600x740x200	600x740x200
		kg(lbs)	14(31)	14(31)	14(31)
	Outdoor	mm	540x790x290	540x790x290	578x790x300
		kg(lbs)	36(79)	36(79)	40(88)
Piping Connections (Small / Large)		mm	6.35/9.52	6.35/9.52	6.35/12.7
Drain Pipe Diameter (Inner/Outer)		mm	16/29	16/29	16/29
Max Pipe Length (Chargeless)		m	20(15)	20(15)	20(15)
Height Difference			15	15	15
Operation Range	Cooling	°CDB	-10~43	-10~43	-10~43
	Heating		-15~24	-15~24	-15~24
Refrigerant			R410A	R410A	R410A

Filter features



Long-life* Ion Deodorization Filter

The filter deodorizes by powerfully decomposing absorbed odors using the oxidizing and reducing effects of ions generated by the ultra-fine-particle ceramic.
 (*The filter can be used for approx. 3 years if it is washed under water to restore its surface action when it is dirty.)

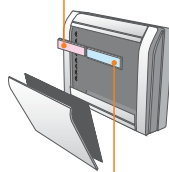
✚ Using different filters at both sides



Apple-catechin Filter

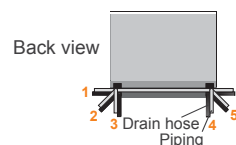
Fine dust, invisible mold spores, and harmful microorganisms are absorbed onto the filter by static electricity, and further growth is inhibited and deactivated by the polyphenol extracted from apples.

Apple-catechin Filter

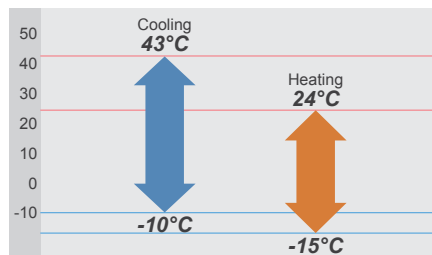


Ion Deodorization Filter

Flexible piping connection 6 direction of drain & piping



Low ambient operation

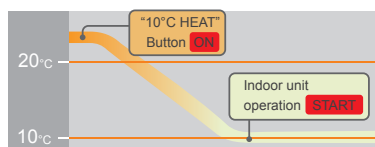


10°C HEAT Operation

The room temperature can be set to go no lower than 10°C, thus ensuring that the room does not get too cold when not occupied

Caution

- When the room temperature is higher than 10°C, "10°C HEAT" operation does not start. Operation starts and maintains the room temperature at 10°C for 48 hours when the temperature drops below 10°C.
- When "10°C HEAT" operation stops, the room set temperature quickly returns to the preset temperature.



Quiet operation

Industry leading noise levels



Easy maintenance

Washable panel removable



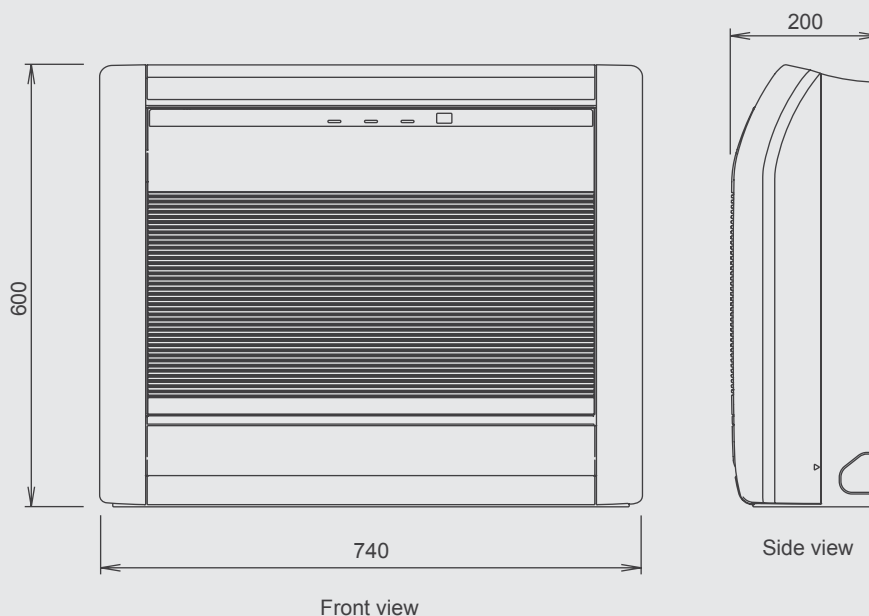
Optional parts

- Wired Remote Controller: UTB-YUD
- Half Concealed Kit: UTR-STA
- External Connect Kit: UTY-XWZX

Dimensions

Models: AGYF09LA / AGYF12LA / AGYF14LA

(Unit : mm)



Compact Cassette

Powerful wide air flow
& Quiet operation



Grille is an option



Wireless R.C.

Compact Outdoor Unit



CLASS **A** ALL **DC**
AUYF12LA

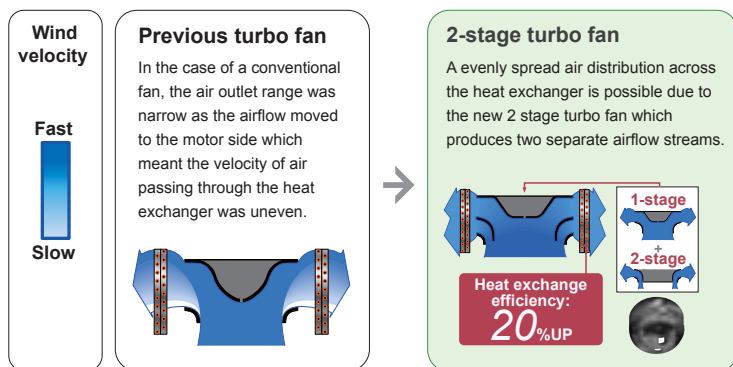
CLASS **A** ALL **DC**
AUYF14LA

CLASS **A** ALL **DC**
AUYF18LB

CLASS **A** ALL **DC**
AUYF24LB

2-stage turbo fan

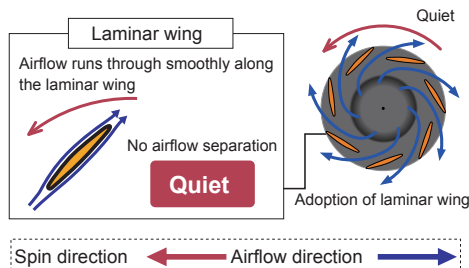
High efficiency design by 2 stage structure



Quiet quality

Optimization of wing form (laminar wing type) and wing number (7 blades each)

Designed by CFD-analysis (fluid) simulations



Specifications

Model No.	Indoor unit		AUYF12LA	AUYF14LA	AUYF18LB	AUYF24LB
	Outdoor unit		AOYA12LA	AOYA14LA	AOYA18LA	AOYA24LA
Power Source	V/Ø/Hz		230/1/50	230/1/50	230/1/50	230/1/50
Capacity	Cooling	kW	3.50	4.30	5.20	7.10
	Heating		4.10	5.00	6.00	8.00
Input Power	Cooling/Heating	kW	1.05/1.11	1.33/1.34	1.62/1.66	2.21/2.21
EER - Energy Class	Cooling	W/W	3.33-A	3.21-A	3.21-A	3.21-A
COP - Energy Class	Heating		3.69-A	3.71-A	3.61-A	3.61-A
Running Current	Cooling/Heating	A	4.6/4.9	5.8/5.9	7.1/7.3	9.7/9.7
Moisture Removal		l/h	1.2	1.5	2.2	2.7
Noise (Indoor)	Cooling	H/M/L/Q	37/34/30/27	38/34/30/27	38/34/30/26	49/44/36/30
Noise (Outdoor)	Cooling		47	49	50	52
Airflow Rate (High)	Indoor/Outdoor	m³/h	600/1780	680/1910	680/2000	930/2470
Net Dimension H x W x D	Indoor / Grille	mm	245×570×570/ 50×700×700	245×570×570/ 50×700×700	245×570×570/ 50×700×700	245×570×570/ 50×700×700
		kg(lbs)	15(33)/2.6(6)	15(33)/2.6(6)	15(33)/2.6(6)	17(37)/2.6(6)
	Outdoor	mm	578×790×300	578×790×300	578×790×300	578×790×315
		kg(lbs)	40(88)	40(88)	40(88)	44(97)
Piping Connections (Small / Large)		mm	6.35/9.52	6.35/12.70	6.35/12.70	6.35/15.88
Drain Pipe Diameter (Inner/Outer)		mm	19.4/25.4	19.4/25.4	19.4/25.4	19.4/25.4
Max Pipe Length (Chargeless)		m	25	25	25	30
Height Difference			15	15	15	20
Operation Range	Cooling	°CDB	-10~46	-10~46	-10~46	-10~46
	Heating		-15~24	-15~24	-15~24	-15~24
Refrigerant			R410A	R410A	R410A	R410A
Grille			UTG-UFYB-W	UTG-UFYB-W	UTG-UFYB-W	UTG-UFYB-W

Easy maintenance

1 Maintenance of fan motor and fan

Maintenance of the fan motor and fan can be done easily after taking off the panel as the bell mouth of the fan can be removed easily.

A : Fan motor B : 2-stage turbo fan
C : Bell-mouth D : Panel



2 Long life filter

: standard equipment

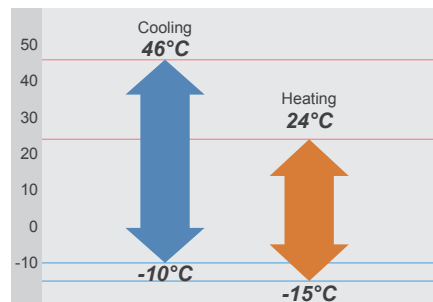
3 Adaptation of transparent drainage parts

During installation, maintenance and operation, the drain pump and kit can be checked easily.

High lift drain pump

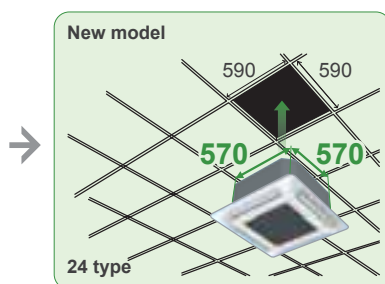
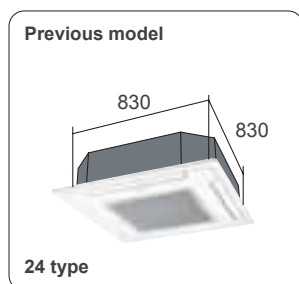


Low ambient operation



Compact design

World's first 24,000Btu model in the compact cassette category
(Easy installation by taking off ceiling panel of 600 x 600 size)



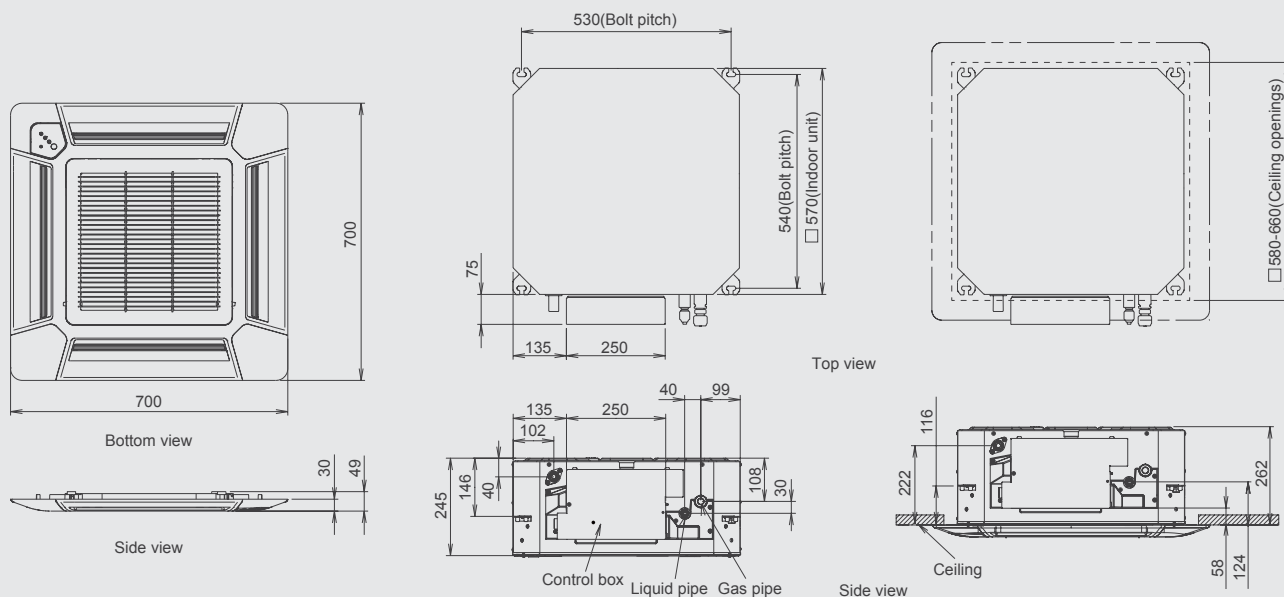
Optional parts

Air Outlet Shutter Plate:	UTR-YDZB
Wired Remote Controller:	UTB-YUD
Insulation Kit For High Humidity:	UTZ-KXGC
External Connect Kit:	UTY-XWZX
External Control Set:	UTD-ECS5A
Fresh Air Intake Kit:	UTZ-VXAA

Dimensions

Models: AUYP12LA / AUYP14LA / AUYP18LB / AUYP24LB

(Unit : mm)



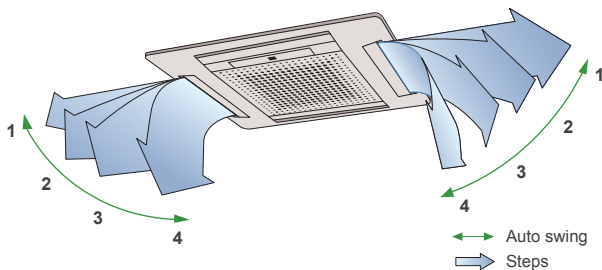
Compact Cassette



Comfortable air flow

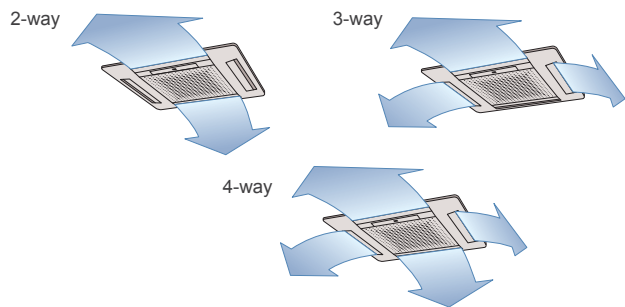
4 step swing

Auto air flow direction and auto swing



2-4 way air flow system

Select 2-way, 3-way or 4-way air flow to suit your needs.

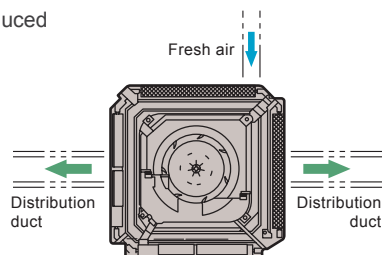


Specifications

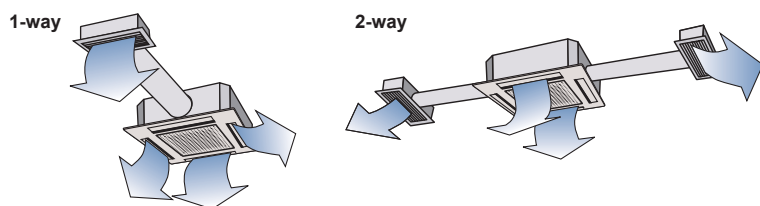
Model No.	Indoor unit		AUJ12UB	AUJ14UB	AUJ18UB
	Outdoor unit		AOJ12UB	AOJ14UB	AOJ18UB
Power Source	V/Ø/Hz		230/1/50	230/1/50	230/1/50
Capacity	Cooling	kW	3.55	3.95	4.85
	Heating		4.00	4.60	5.40
Input Power	Cooling/Heating		1.24/1.21	1.40/1.42	1.85/2.00
EER - Energy Class	Cooling	W/W	2.86-C	2.82-C	2.62-D
COP - Energy Class	Heating		3.31-C	3.24-C	2.70-E
Running Current	Cooling/Heating		5.5/5.4	6.3/6.3	8.2/9.2
Moisture Removal			1.3	1.5	2.1
Noise (Indoor)	Cooling	dB(A)	42/39/36	42/39/36	44/41/37
Noise (Outdoor)	Cooling		49	49	52
Airflow Rate (High)	Indoor/Outdoor		m ³ /h	550/1600	620/3200
Net Dimension H x W x D	Indoor / Grille	mm	235x580x580	235x580x580	235x580x580
		kg(lbs)	18(40)	18(40)	18(40)
	Outdoor	mm	530x750x250	530x750x250	650x830x320
		kg(lbs)	34(75)	35(77)	52(115)
Piping Connections (Small / Large)			6.35/9.52	6.35/12.70	6.35/12.70
Max Pipe Length (Chargeless)			20	20	20
Height Difference			8	8	8
Operation Range	Cooling	°CDB	0~43	0~43	0~43
	Heating		-7~24	-7~24	-7~24
Refrigerant			R410A	R410A	R410A
Grille			UTG-UDYD-W	UTG-UDYD-W	UTG-UDYD-W

Duct connection hole opening

Fresh air can be introduced through this opening

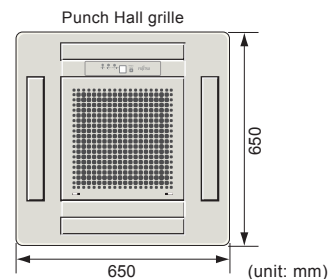


Conditioned air can be distributed by means of a distribution duct




Compact size

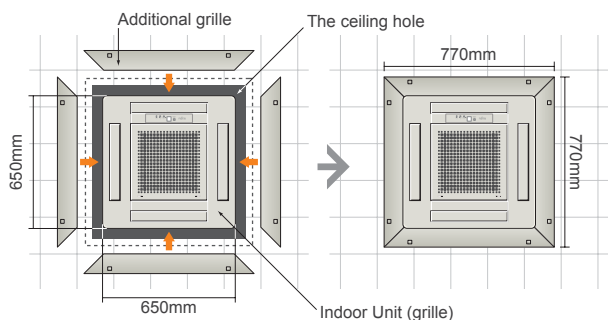
Compact grille fits European ceiling panel (650 x 650 mm)



Condensate pump lift to 400mm



Additional grille (optional parts)

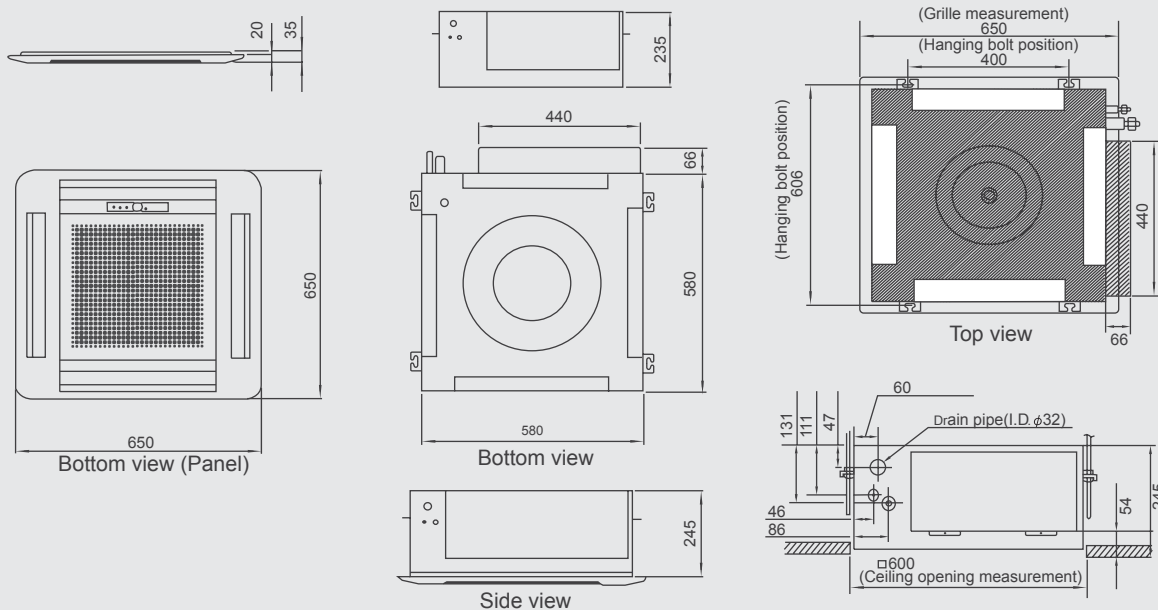


Optional parts

Additional Grille: UTG-AGDA-W

Dimensions Models: AUY12UB / AUY14UB / AUY18UB

(Unit : mm)



INVERTER Cassette

Powerful wide air flow & Quiet operation

Grille is an option

Wired R.C.

For AUYA30/36LB

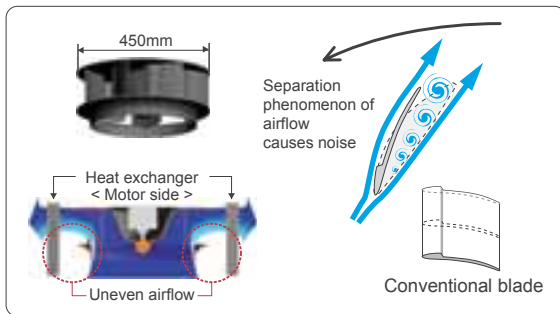
For AUYA45/54LC
(For single phase)

For AUYA36/45/54LC
(For 3 phase)

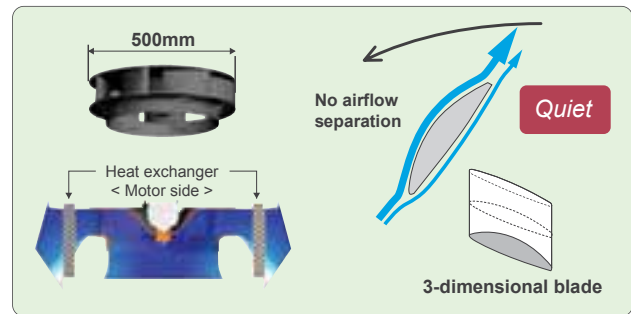
CLASS A ALL DC	CLASS A ALL DC	CLASS A ALL DC	CLASS A ALL DC
AUYA30LB	AUYA36LB AUYA36LC	AUYA45LC NEW (Single phase)	AUYA54LC NEW (Single phase)

High efficiency turbo fan with 3-dimensional blade

Previous turbo fan: Air passing through the heat exchanger was uneven and the air would only flow close to the ceiling.



New turbo fan: High efficiency airflow distribution has been achieved by the introduction of a 3 dimensional blade which increases the air passing over the heat exchanger.



Wind velocity
Fast
Slow

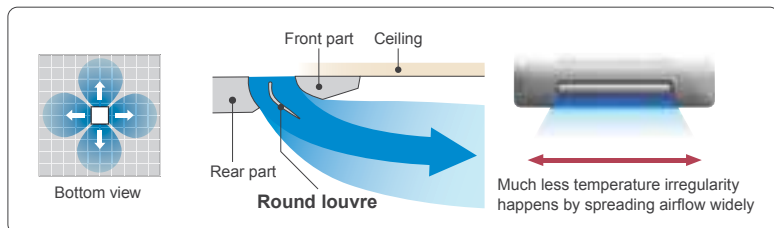
← : Spin direction → : Airflow direction ••••• : Turbulent flow noise

Specifications

Model No.	Indoor unit		AUYA30LB	AUYA36LB	AUYA36LC	AUYA45LC	AUYA45LC	AUYA54LC	AUYA54LC
	Outdoor unit		AOYA30LF	AOYA36LF	AOYD36LA	AOYA45LC	AOYD45LA	AOYA54LC	AOYD54LA
Power Source	V/∅/Hz		230/1/50	230/1/50	400/3/50	230/1/50	400/3/50	230/1/50	400/3/50
Capacity	Cooling	kW	8.50	10.00	10.00	12.50	12.50	13.3	14.00
	Heating	kW	10.00	11.20	11.20	14.00	14.00	16.0	16.00
Input Power	Cooling/Heating	kW	2.65/2.77	3.12/3.02	2.44/2.56	3.90/3.77	3.54/3.58	4.42/4.69	4.36/4.43
EER - Energy Class	Cooling	W/W	3.21-A	3.21-A	4.10-A	3.21-A	3.53-A	3.01-B	3.21-A
COP - Energy Class	Heating		3.61-A	3.71-A	4.38-A	3.71-A	3.91-A	3.41-B	3.61-A
Running Current	Cooling/Heating	A	11.6/12.2	13.7/13.3	3.7/3.9	17.0/16.5	5.3/5.3	19.3/20.5	6.5/6.6
Moisture Removal		l/h	2.5	3.5	3.0	4.5	4.5	5.0	5.0
Noise (Indoor)	Cooling H/M/L/Q	dB(A)	40/38/36/32	43/38/36/32	44/39/36/33	46/42/40/36	46/42/40/36	47/43/41/37	47/43/41/37
Noise (Outdoor)	Cooling		53	54	51	55	54	55	55
Airflow Rate (High)	Indoor / Outdoor	m³/h	1600/3600	1800/3800	1800/6200	1900/6750	1900/6900	2000/6750	2000/6900
Net Dimension H x W x D	Indoor / Grille	mm	288x840x840	288x840x840	288x840x840	288x840x840	288x840x840	288x840x840	288x840x840
		kg(lbs)	26(57)/5.5(12)	26(57)/5.5(12)	27(60)/5.5(12)	27(60)/5.5(12)	27(60)/5.5(12)	27(60)/5.5(12)	27(60)/5.5(12)
	Outdoor	mm	830x900x330	830x900x330	1290x900x330	1290x900x330	1290x900x330	1290x900x330	1290x900x330
		kg(lbs)	61(135)	61(135)	107(236)	88(194)	107(236)	88(194)	107(236)
Piping Connections (Small / Large)		mm	9.52/15.88	9.52/15.88	9.52/15.88	9.52/15.88	9.52/15.88	9.52/15.88	9.52/15.88
Drain Pipe Diameter (Inner/Outer)		mm	25.0/32.0	25.0/32.0	25.0/32.0	25.0/32.0	25.0/32.0	25.0/32.0	25.0/32.0
Max Pipe Length (Chargeless)		m	50	50	75	50	75	50	75
Height Difference			30	30	30	30	30	30	30
Operation Range	Cooling	°CDB	-15~46	-15~46	-15~46	-15~46	-15~46	-15~46	-15~46
	Heating		-15~24	-15~24	-15~24	-15~24	-15~24	-15~24	-15~24
Refrigerant			R410A	R410A	R410A	R410A	R410A	R410A	
Grille			UTG-UGYA-W	UTG-UGYA-W	UTG-UGYA-W	UTG-UGYA-W	UTG-UGYA-W	UTG-UGYA-W	

Improvement of the airflow distribution

New louvre: The louvre design distributes air leaving a space between the chassis and the ceiling allowing far and wide air flow distribution.




Adjustment of hanger position is possible after installation




Low noise mode of outdoor unit (45/54 types)

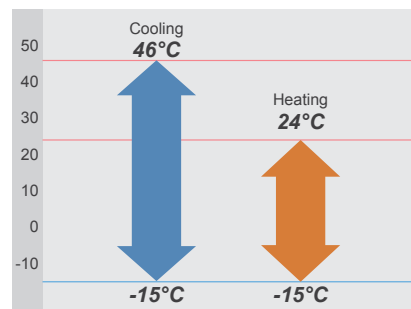
2 stage low noise mode can be selected.(Option)



High lift drain pump



Low ambient operation



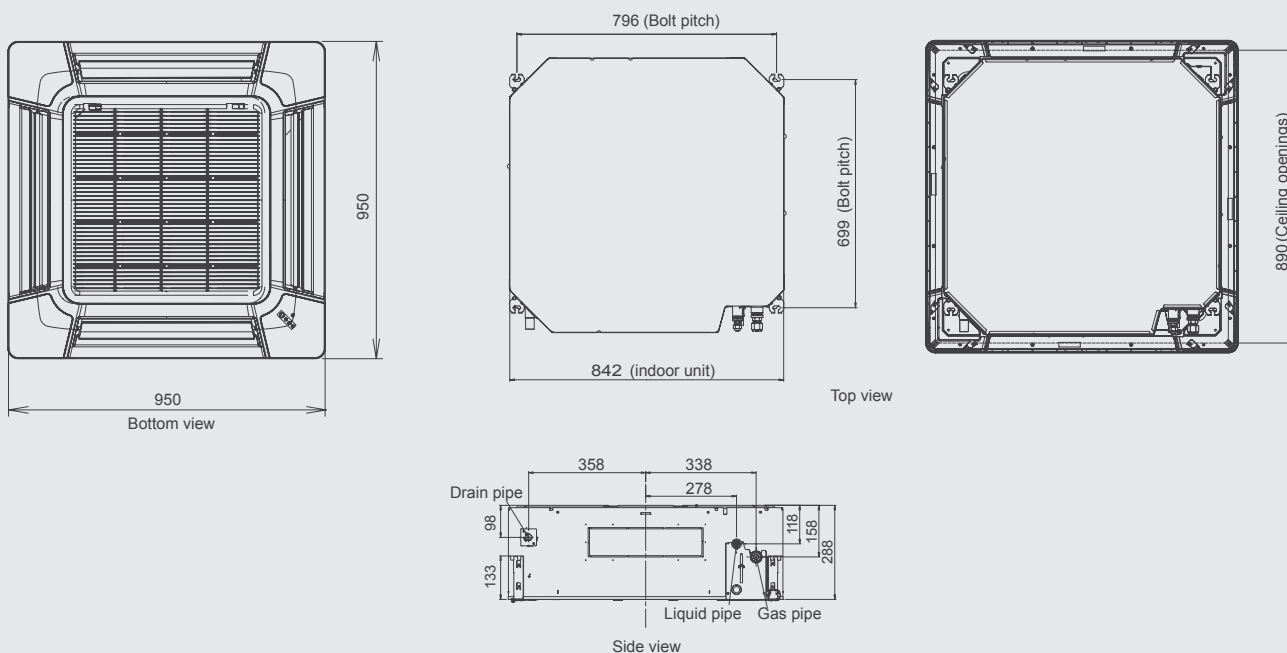
Optional parts

- IR Receiver Kit: UTY-LRHYA1
- Wide Panel: UTG-AGYA-W
- Panel Spacer: UTG-BGYA-W
- Air Outlet Shutter Plate: UTR-YDZC
- Insulation Kit For High Humidity: UTZ-KXGA
- External Connect Kit: UTY-XWZX
- External Control Set: UTD-ECS5A
- Fresh Air Intake Kit: UTZ-VXGA


Dimensions

Models: AUYA30LB / AUYA36LB / AUYA36LC / AUYA45LC / AUYA54LC

(Unit : mm)



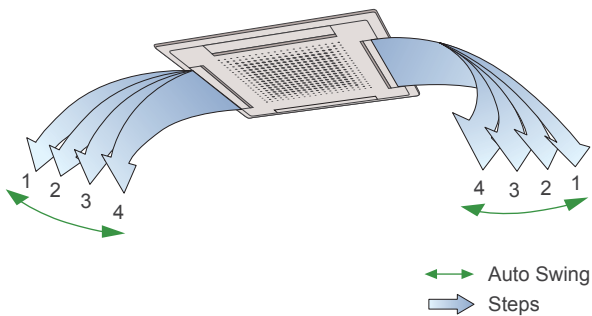
Cassette



Comfortable airflow

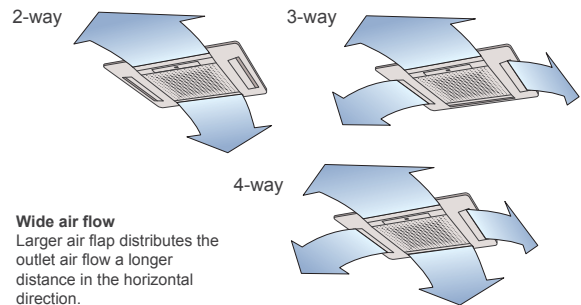
4 step swing

Auto air flow direction and auto swing



2-4 way air flow system

Select 2-way, 3-way or 4-way air flow to suit your needs.



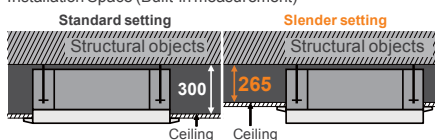
Specifications

Model No.	Indoor unit		AUY25UU	AUY30UU	AUY36UU	AUY45UU	AUY54UU
	Outdoor unit		AOY25UU	AOY30UU	AOY36UU	AOY45UU	AOY54UU
Power Source	V/Ø/Hz		230/1/50	230/1/50	400/3/50	400/3/50	400/3/50
Capacity	Cooling	kW	7.00	8.40	10.50	12.70	14.50
	Heating		7.80	9.50	11.80	14.30	16.50
Input Power	Cooling/Heating	kW	2.65/2.35	2.95/2.78	3.48/3.65	4.38/4.39	5.16/5.30
EER - Energy Class	Cooling	W/W	2.64-D	2.85-C	3.02-B	2.90	2.81
COP - Energy Class	Heating		3.32-C	3.42-B	3.23-C	3.26	3.11
Running Current	Cooling/Heating	A	11.8/10.5	13.6/13.1	5.9/6.2	7.7/7.7	9.5/9.5
Moisture Removal	l/h		2.5	3.0	4.0	5.0	6.0
Noise (Indoor)	Cooling	H/M/L dB(A)	44/42/39	46/44/39	48/44/41	49/47/43	52/48/45
Noise (Outdoor)	Cooling		53	53	54	54	54
Airflow Rate (High)	Indoor/Outdoor	m³/h	1100/3200	1250/3300	1500/6100	1550/6100	1700/6300
Net Dimension H x W x D	Indoor	mm	246x830x830	246x830x830	296x830x830	296x830x830	296x830x830
		kg(lbs)	34(75)	34(75)	37(82)	40(88)	40(88)
	Outdoor	mm	650x830x320	830x900x330	1165x900x330	1165x900x330	1290x900x330
		kg(lbs)	59(130)	69(152)	94(207)	113(249)	118(260)
Piping Connections (Small / Large)	mm		9.52/15.88	9.52/15.88	9.52/15.88	9.52/19.05	9.52/19.05
Max Pipe Length (Chargeless)	m		25	30	50	50	50
Height Difference	m		15	15	30	30	30
Operation Range	Cooling	°CDB	0~43	0~43	0~43	0~43	0~43
	Heating		-7~24	-7~24	-10~24	-10~24	-10~24
Refrigerant			R410A	R410A	R410A	R410A	R410A

Flexible installation

Installation is done by "Standard setting" with more than 300mm (250mm) of space. "Slender setting" lets it suitable for minimum 265mm (215mm) installation space.

Installation Space (Built-in measurement)



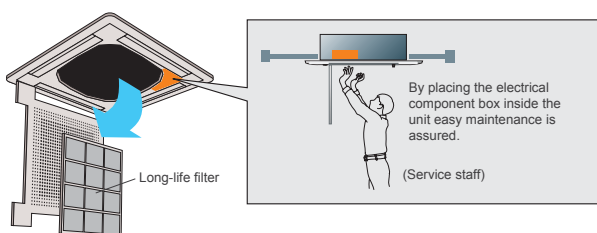
	25UU/30UU	36UU/45UU/54UU
Standard setting	250mm	300mm
Slender setting	215mm	265mm

Easy maintenance

The control box is easily accessible for maintenance work. Wide opening for easy access.

Detachable, washable filter and intake grille

Wide opening and long-life filter

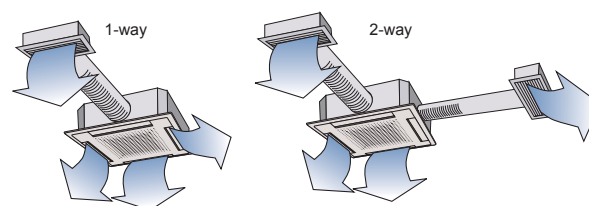


Long-life filter

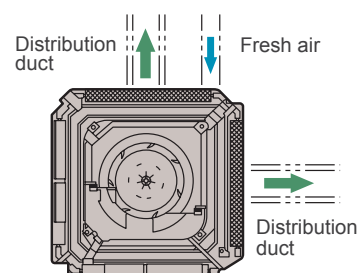
High efficiency, long-life filter extends the cleaning cycle.

Duct connection hole opening

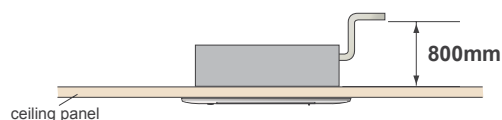
Conditioned air can be distributed by means of a distribution duct



Fresh air can be introduced through this opening



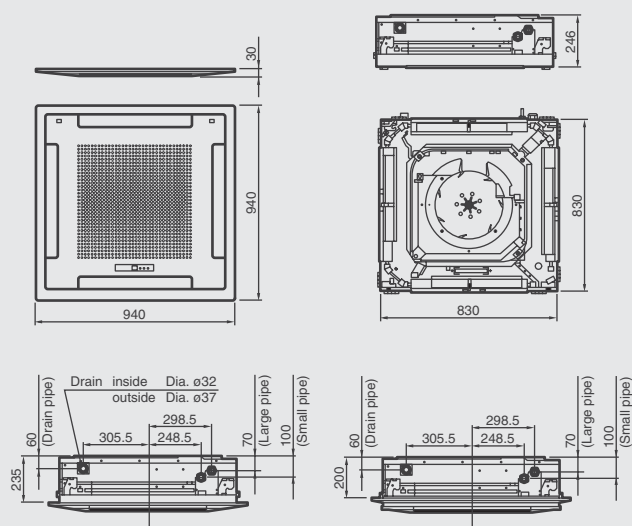
Condensate pump lift to 800mm



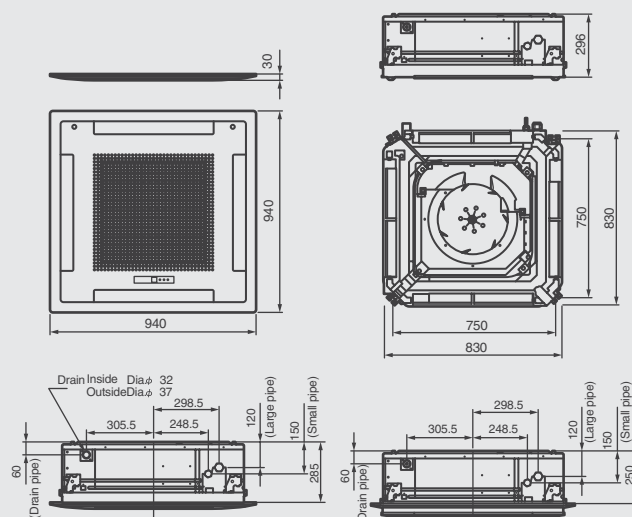
Dimensions

(Unit : mm)

Models: AUY25UU / AUY30UU



Models: AUY36UU / AUY45UU / AUY54UU



INVERTER

Floor/Ceiling Universal



Flexible installation

Example for floor installation

Floor console



Example for ceiling installation

Under ceiling

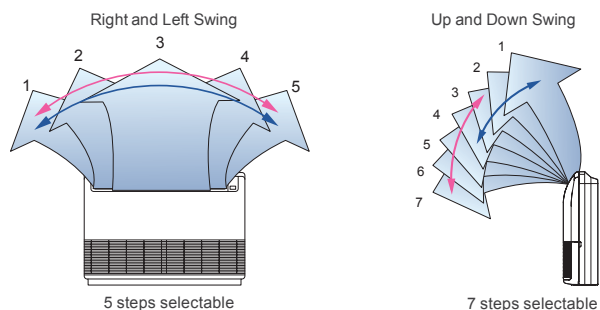


Specifications

Model No.	Indoor unit		ABYF18LB	ABYF24LB
	Outdoor unit		AOYA18LA	AOYA24LA
Power Source	V/Ø/Hz		230/1/50	230/1/50
Capacity	Cooling	kW	5.20	7.10
	Heating		6.00	8.00
Input Power	Cooling/Heating	kW	1.62/1.66	2.21/2.21
EER - Energy Class	Cooling	W/W	3.21-A	3.21-A
COP - Energy Class	Heating		3.61-A	3.61-A
Running Current	Cooling/Heating	A	7.1/7.3	9.7/9.7
Moisture Removal		l/h	2.0	2.7
Noise (Indoor)	Cooling	H/M/L/Q	43/40/34/31	48/44/40/35
Noise (Outdoor)	Cooling		50	52
Airflow Rate (High)	Indoor/Outdoor	m³/h	780/2000	980/2470
Net Dimension H x W x D	Indoor	mm	199x990x655	199x990x655
		kg(lbs)	27(60)	27(60)
	Outdoor	mm	578x790x300	578x790x315
		kg(lbs)	40(88)	44(97)
Piping Connections (Small / Large)		mm	6.35/12.70	6.35/15.88
Drain Pipe Diameter (Inner/Outer)		mm	21.5/26.0	21.5/26.0
Max Pipe Length (Chargeless)		m	25	30
Height Difference			15	20
Operation Range	Cooling	°CDB	-10~46	-10~46
	Heating		-15~24	-15~24
Refrigerant			R410A	R410A

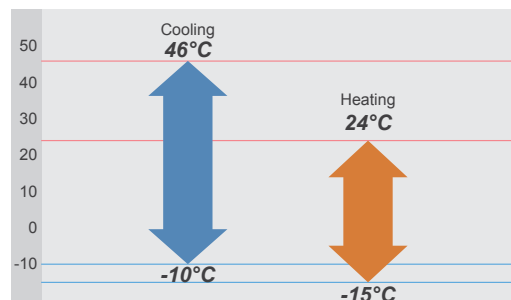
Double auto swing

A combination of right/left and up/down directional swing allows 3-dimensional air direction control



⇒ Steps
 → Swing: Cooling, Dry and Fan mode
 → Swing: Heating and Fan mode

Low ambient operation


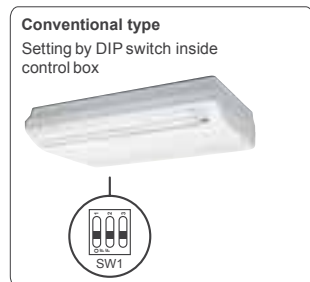


Easy installation

Main work settings can be done easily from the remote controller at installation

Main work settings

- High ceiling setting
- Auto restart
- Temperature adjustment when cooling / heating

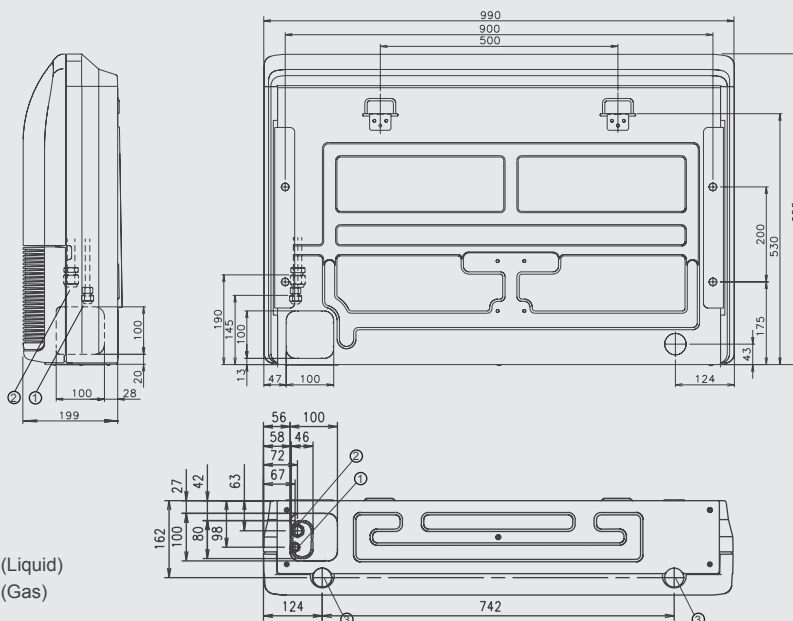


Optional parts

- Wired Remote Controller: UTB-YUD
- External Connect Kit: UTY-XWZX
- External Control Set: UTD-ECS5A

Dimensions Models: ABYF18LB / ABYF24LB

(Unit : mm)



- ① Refrigerant piping flare connection (Liquid)
- ② Refrigerant piping flare connection (Gas)
- ③ Drain piping connection

Floor/Ceiling Universal



Flexible installation

Example for floor installation

Floor console



Example for ceiling installation

Under ceiling

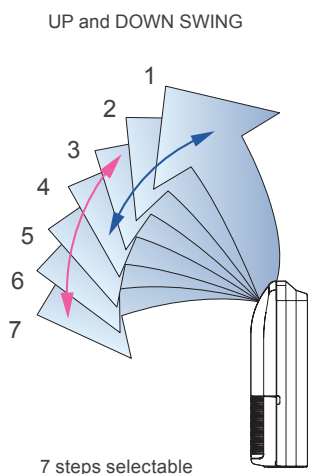
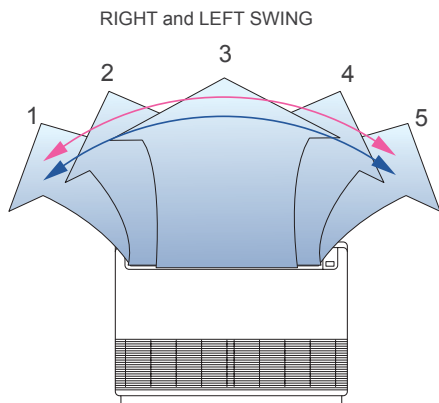


Specifications

Model No.	Indoor unit		ABY14UB	ABY18UB	ABY24UB
	Outdoor unit		AOY14UB	AOY18UB	AOY24UB
Power Source		V/Ø/Hz	230/1/50	230/1/50	230/1/50
Capacity	Cooling	kW	4.00	5.40	6.50
	Heating		4.70	6.00	7.40
Input Power	Cooling/Heating	kW	1.42/1.35	1.9/1.85	2.42/2.30
EER - Energy Class	Cooling	W/W	2.82-C	2.84-C	2.69-D
COP - Energy Class	Heating		3.48-B	3.24-C	3.22-C
Running Current	Cooling/Heating	A	6.3/6.0	8.6/8.3	10.8/10.3
Moisture Removal		l/h	1.5	2.0	2.5
Noise (Indoor)	Cooling H/M/L	dB(A)	40/37/34	46/41/37	49/45/41
Noise (Outdoor)	Cooling		49	52	53
Airflow Rate (High)	Indoor/Outdoor	m³/h	640/1600	780/3200	880/3200
Net Dimension H x W x D	Indoor	mm	199x990x655	199x990x655	199x990x655
		kg(lbs)	28(62)	28(62)	28(62)
	Outdoor	mm	530x750x250	650x830x320	650x830x320
		kg(lbs)	35(77)	52(115)	59(130)
Piping Connections (Small / Large)		mm	6.35/12.70	6.35/15.88	9.52/15.88
Max Pipe Length (Chargeless)		m	15	20	20
Height Difference		m	8	8	8
Operation Range	Cooling	°CDB	0~43	0~43	0~43
	Heating		-6~24	-6~24	-6~24
Refrigerant			R410A	R410A	R410A

Double auto swing

A combination of up/down and right/left directional swing allows three-dimensional air direction control.



Super vane


Double Louvre Super vane with newly developed special configuration boosts airflow sending cool air quickly to every corner of the room.

Auto-closing louvre

When operation is stopped, the louvres will automatically close. (This function is available on all non-ducted models.)

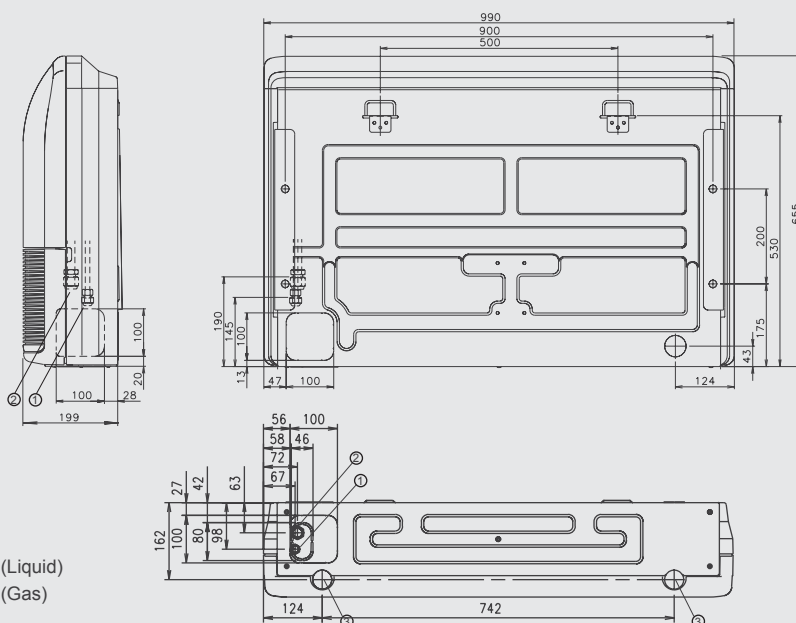
Compact design

Symmetrical, slim and compact design.



Dimensions Models: ABY14UB / ABY18UB / ABY24UB

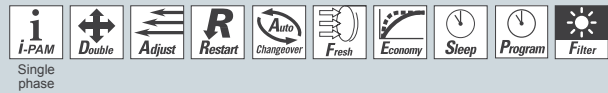
(Unit : mm)



- ① Refrigerant piping flare connection (Liquid)
- ② Refrigerant piping flare connection (Gas)
- ③ Drain piping connection

INVERTER Ceiling

Easily concealed in any installation



Wireless R.C.

For ABYA30/36LB



For ABYA45LC
(For single phase)



For ABYA36/45/54LC
(For 3 phase)

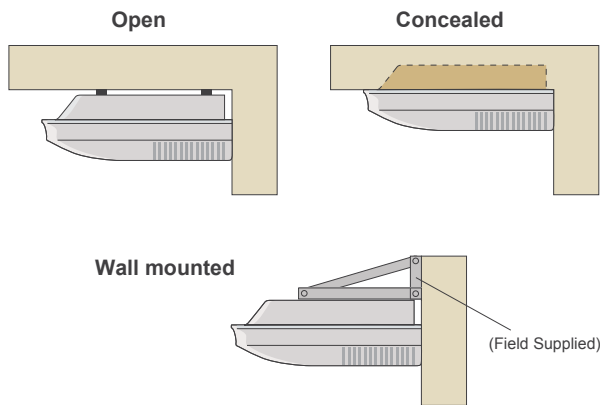
CLASS ALL
A DC
ABYA30LB

CLASS ALL
A DC
ABYA36LB
ABYA36LC

CLASS ALL
A DC
ABYA45LC
NEW
(Single phase)

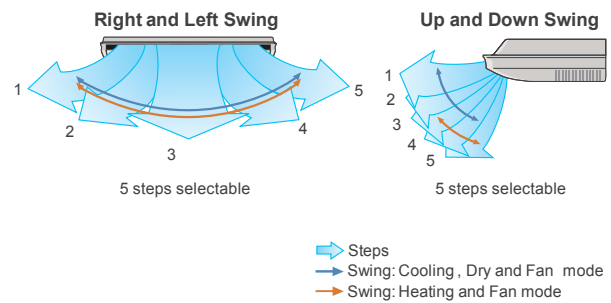
CLASS ALL
A DC
ABYA54LC

Installation



Multi auto swing

A combination of right/left and up/down directional swing allows 3-dimensional air direction control.

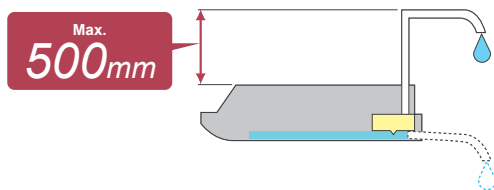


Specifications

Model No.	Indoor unit		ABYA30LB	ABYA36LB	ABYA36LC	ABYA45LC	ABYA45LC	ABYA54LC		
	Outdoor unit		AOYA30LF	AOYA36LF	AOYD36LA	AOYA45LC	AOYD45LA	AOYD54LA		
Power Source	V/∅/Hz		230/1/50	230/1/50	400/3/50	230/1/50	400/3/50	400/3/50		
Capacity	Cooling	kW	8.50	9.40	10.00	12.00	12.50	14.00		
	Heating		10.00	11.20	11.20	13.30	14.00	16.00		
Input Power	Cooling/Heating		kW		2.65/2.77	2.93/3.02	2.84/2.87	3.74/3.68	3.89/3.88	4.65/4.67
EER - Energy Class	Cooling	W/W	3.21-A	3.21-A	3.52-A	3.21-A	3.21-A	3.01-B		
	Heating		3.61-A	3.71-A	3.9-A	3.61-A	3.61-A	3.43-B		
Running Current	Cooling/Heating		A		11.6/12.2	12.8/13.2	4.3/4.4	16.4/16.1	5.8/5.8	6.9/6.9
Moisture Removal			l/h		2.5	3.0	3.0	4.5	4.5	5.0
Noise (Indoor)	Cooling H/M/L/Q	dB(A)	45/43/37/32		47/43/37/32	47/43/37/32	49/45/39/34	49/45/39/34	51/48/42/38	
Noise (Outdoor)			53		54	51	55	54	55	
Airflow Rate (High)	Indoor / Outdoor		m³/h		1660/3600	1900/3800	1900/6200	2100/6750	2100/6900	2300/6900
Net Dimension H x W x D	Indoor	mm	240×1660×700		240×1660×700	240×1660×700	240×1660×700	240×1660×700	240×1660×700	
		kg(lbs)	46(101)		46(101)	46(101)	46(101)	46(101)	48(106)	
	Outdoor	mm	830×900×330		830×900×330	1290×900×330	1290×900×330	1290×900×330	1290×900×330	
		kg(lbs)	61(135)		61(135)	107(236)	88(194)	107(236)	107(236)	
Piping Connections (Small / Large)			mm		9.52/15.88	9.52/15.88	9.52/15.88	9.52/15.88	9.52/15.88	
Drain Pipe Diameter (Inner/Outer)			mm		22.0/25.6	22.0/25.6	22.0/25.6	22.0/25.6	22.0/25.6	
Max Pipe Length (Chargeless)			m		50	50	75	50	75	
Height Difference			m		30	30	30	30	30	
Operation Range	Cooling	°CDB	-15~46		-15~46	-15~46	-15~46	-15~46	-15~46	
	Heating		-15~24		-15~24	-15~24	-15~24	-15~24	-15~24	
Refrigerant			R410A		R410A	R410A	R410A	R410A	R410A	

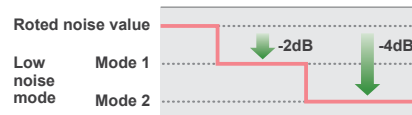
Condensate lift-up mechanism (Option)

Optional drain lift-up mechanism allows flexible installation.



Low noise mode of outdoor unit (45/54 types)


2 stage low noise mode can be selected.(Option)



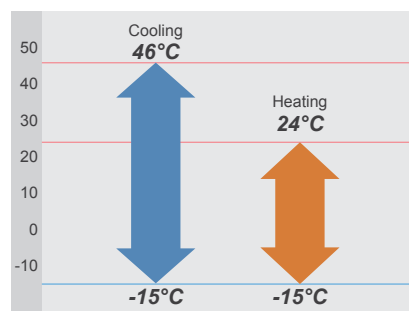
Easy installation

Main work settings can be done easily from the remote controller at installation

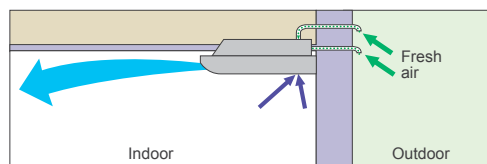
- Main work settings**
- High ceiling setting
 - Auto restart
 - Temperature adjustment when cooling / heating



Low ambient operation



Fresh air intake



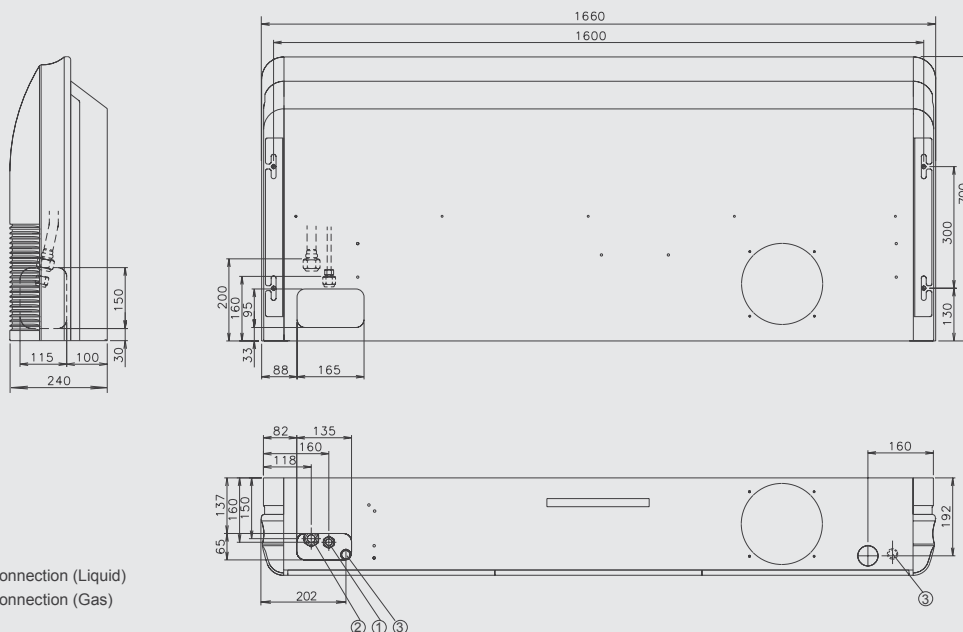
Optional parts

- Wired Remote Controller: UTB-YUD
- Drain Pump Unit: UTR-DPB24T
- External Connect Kit: UTY-XWZX
- UTY-XWZXZ2
- External Control Set: UTD-ECS5A

Dimensions

Models: ABYA30LB / ABYA36LB / ABYA36LC / ABYA45LC / ABYA54LC

(Unit : mm)



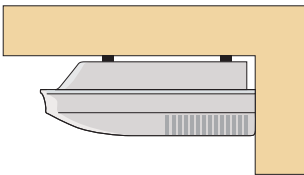
- ① Refrigerant piping flare connection (Liquid)
- ② Refrigerant piping flare connection (Gas)
- ③ Drain piping connection

Ceiling



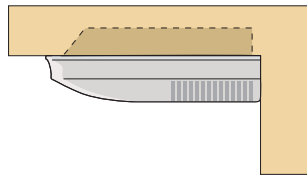
Installation

Open



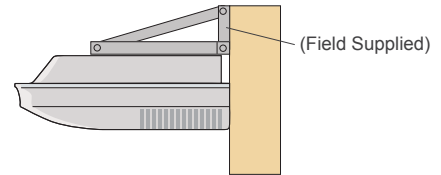
General installation pattern which suspends the indoor unit from the ceiling.

Concealed



Installation pattern where part of the indoor unit is embedded into the ceiling.

Wall mounted



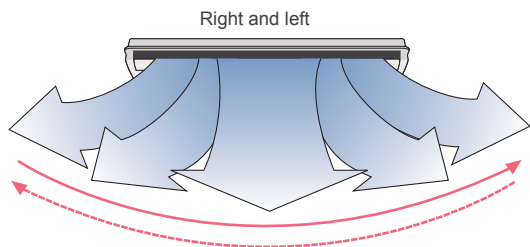
Installation which fixes the indoor unit to the wall by the use of wall brackets (Field supplied). This type of installation can be used when the ceiling space is insufficient.

Specifications

Model No.	Indoor unit		ABY30UB	ABY36UB	ABY45UB	ABY54UB	
	Outdoor unit		AOY30UB	AOY36UB	AOY45UB	AOY54UB	
Power Source	V/Ø/Hz		230/1/50	400/3/50	400/3/50	400/3/50	
Capacity	Cooling	kW	8.40	10.50	12.70	14.50	
	Heating		9.50	11.80	14.30	16.50	
Input Power	Cooling/Heating		2.95/2.78	3.48/3.45	4.38/4.39	5.16/5.30	
EER - Energy Class	Cooling	W/W	2.85-C	3.02-B	2.90	2.81	
COP - Energy Class	Heating		3.42-B	3.26	3.11		
Running Current	Cooling/Heating		13.6/13.1	5.9/6.2	7.7/7.7	9.5/9.5	
Moisture Removal			l/h	3.0	4.0	5.0	6.0
Noise (Indoor)	Cooling	H/M/L	dB(A)	42/39/35	45/42/37	48/46/41	52/50/46
Noise (Outdoor)	Cooling						
Airflow Rate (High)	Indoor/Outdoor		m³/h	1450/3300	1660/6100	1850/6100	2200/6300
Net Dimension H x W x D	Indoor	mm	240x1660x700	240x1660x700	240x1660x700	240x1660x700	
		kg(lbs)	48(106)	48(106)	48(106)	48(106)	
	Outdoor	mm	830x900x330	1165x900x330	1165x900x330	1290x900x330	
		kg(lbs)	69(152)	94(207)	113(249)	118(260)	
Piping Connections (Small / Large)			mm	9.52/15.88	9.52/15.88	9.52/19.05	9.52/19.05
Max Pipe Length (Chargeless)			m	30	50	50	50
Height Difference			m	15	30	30	30
Operation Range	Cooling	°CDB	0~43	0~43	0~43	0~43	
	Heating		-7~24	-10~24	-10~24	-10~24	
Refrigerant				R410A	R410A	R410A	R410A

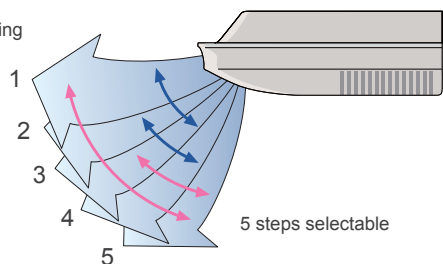
Double auto swing and wide airflow

Auto airflow direction and auto swing



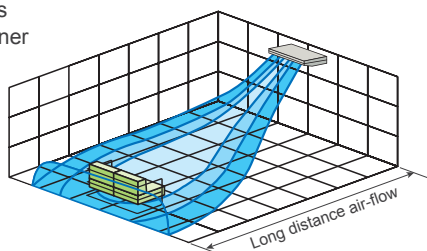
5 steps selectable

Up and Down Swing



Long Airflow

Long Airflow ensures comfort to every corner of a large room.



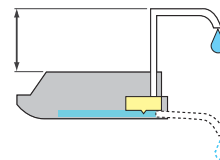
Slim & Compact design



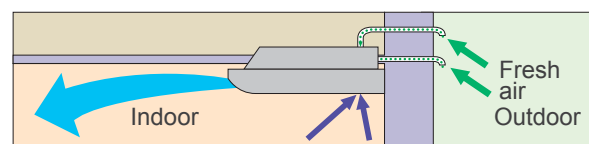
Condensate lift-up mechanism (Option)

Optional drain lift-up mechanism allows flexible installation.

Max. 500mm



Fresh air intake



Long-life filter

High efficiency long-life filter doubles the life of the filter compared to standard filters.

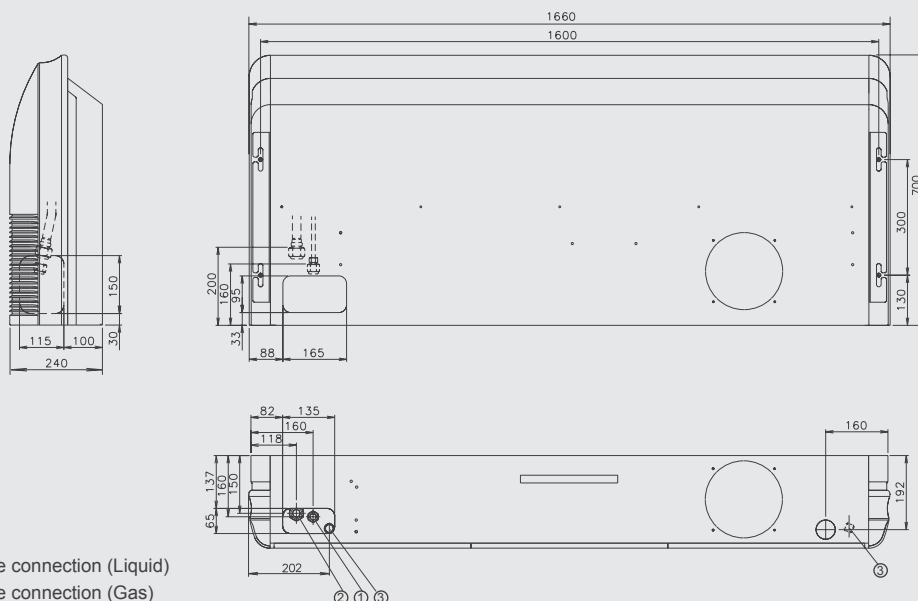
Optional parts

Drain Pump Unit: UTR-DPB24T

Dimensions


Models: ABY30UB / ABY36UB / ABY45UB / ABY54UB

(Unit : mm)



- ① Refrigerant piping flare connection (Liquid)
- ② Refrigerant piping flare connection (Gas)
- ③ Drain piping connection

INVERTER Compact Duct



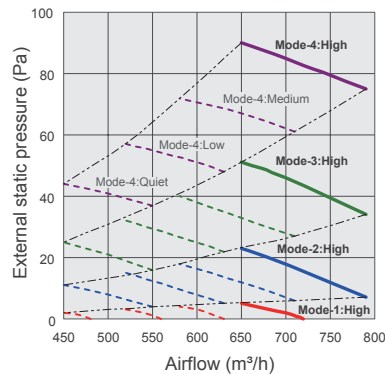
Static pressure mode setting

Static pressure mode can be selected from 4 modes, to meet wide-ranging installation conditions.

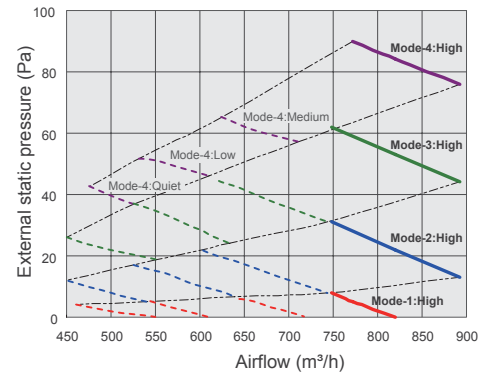
Static pressure range (High speed mode)

ARYF12LA/14LA/18LB 0 to 90 Pa

In case of ARYF12LA



In case of ARYF14LA/18LB

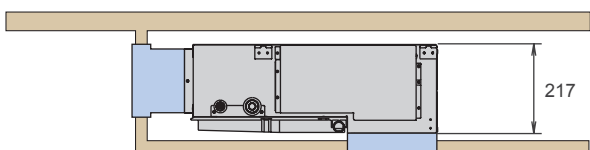


Specifications

Model No.	Indoor unit		ARYF12LA	ARYF14LA	ARYF18LB
	Outdoor unit		AOYA12LA	AOYA14LA	AOYA18LA
Power Source	V/Ø/Hz		230/1/50	230/1/50	230/1/50
Capacity	Cooling	kW	3.50	4.30	5.20
	Heating	kW	4.10	5.00	6.00
Input Power	Cooling/Heating	kW	1.05/1.11	1.33/1.34	1.62/1.66
EER - Energy Class	Cooling	W/W	3.33-A	3.21-A	3.21-A
COP - Energy Class	Heating		3.69-A	3.71-A	3.61-A
Running Current	Cooling/Heating	A	4.6/4.9	5.8/5.9	7.1/7.3
Moisture Removal		l/h	1.3	1.5	2.0
Noise (Indoor)	Cooling	H/M/L/Q	32/30/28/26	33/31/29/27	33/31/29/27
Noise (Outdoor)	Cooling		47	49	50
Airflow Rate (High)	Indoor/Outdoor	m³/h	720/1780	870/1910	820/2000
Net Dimension H x W x D	Indoor	mm	217x953x595	217x953x595	217x953x595
		kg(lbs)	23(51)	23(51)	23(51)
	Outdoor	mm	578x790x300	578x790x300	578x790x300
		kg(lbs)	40(88)	40(88)	40(88)
Piping Connections (Small / Large)		mm	6.35/9.52	6.35/12.70	6.35/12.70
Drain Pipe Diameter (Inner/Outer)		mm	21.5/26.0	21.5/26.0	21.5/26.0
Max Pipe Length (Chargeless)		m	25	25	25
Height Difference		m	15	15	15
Operation Range	Cooling	°CDB	-10~46	-10~46	-10~46
	Heating	°CDB	-15~24	-15~24	-15~24
Refrigerant			R410A	R410A	R410A

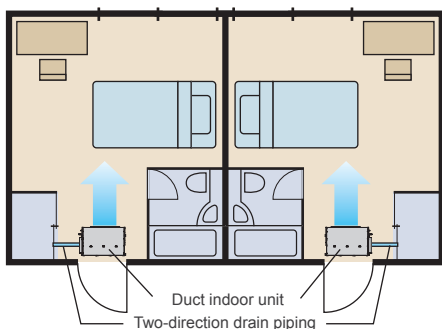
Compact design

Ultra-slim duct air conditioner for easy installation



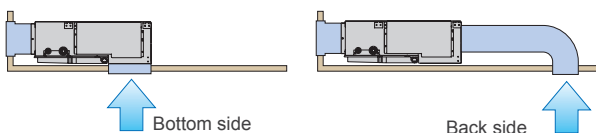
Slim size (217mm) allows installation even where the space behind the ceiling is narrow.

Two-direction drain piping

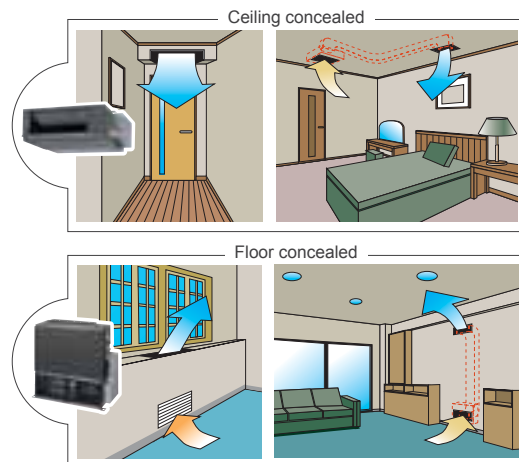


Air-intake

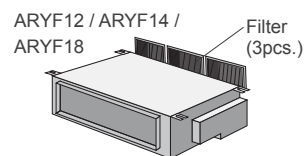
Air intake direction can be selected to match the installation site.



Flexible installation



Filter (Accessory)



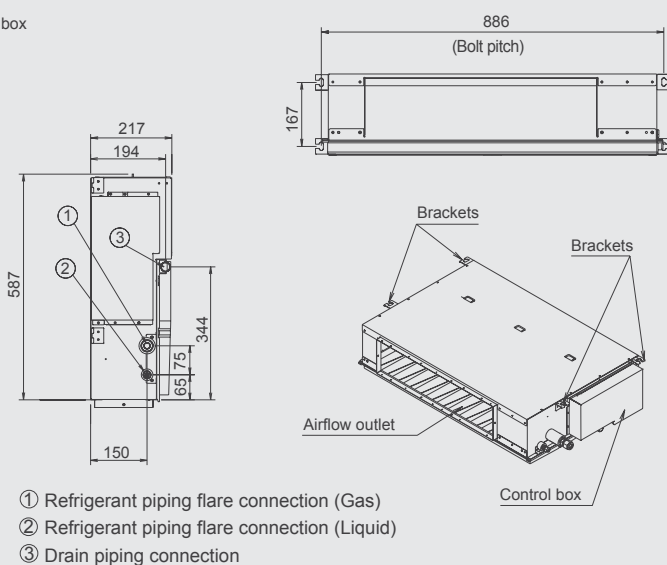
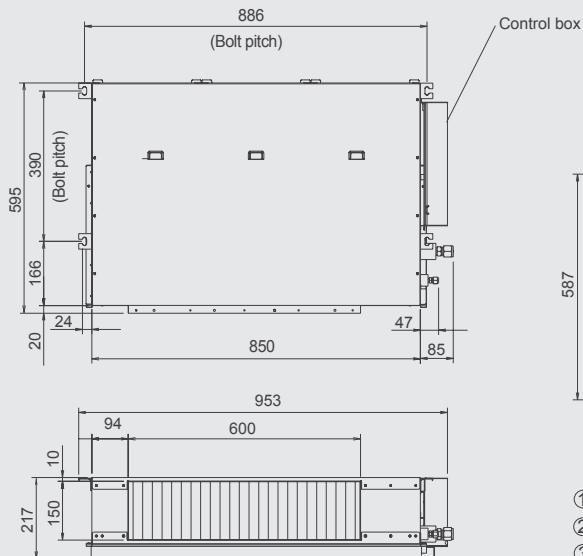
Optional parts

- Remote Sensor Unit: UTD-RS100 / UTY-XSZX
- IR Receiver Unit: UTY-LRHY1
- Drain Pump Unit: UTZ-PX1BBA
- External Control Set: UTD-ECS5A

Dimensions Models: ARYF12LA / ARYF14LA / ARYF18LB

(Unit : mm)

*Service accessibility must be allowed for when installing the product.
Please consult the installation manual for the necessary service access size.

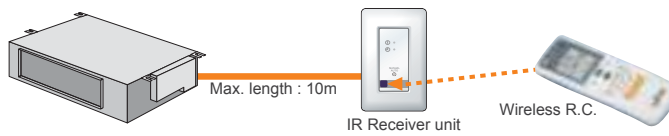


Compact Duct



Optional function for comfort

Optional parts

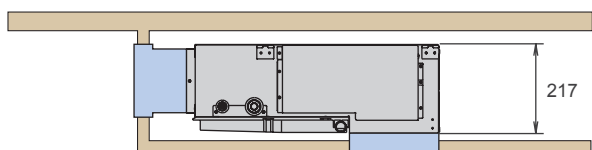


Specifications

Model No.	Indoor unit		ARY7UU	ARY9UU	ARY12UU	ARY14UU	ARY18UU	
	Outdoor unit		AOY7UU	AOY9UU	AOY12UU	AOY14UU	AOY18UU	
Power Source	V/Ø/Hz		230/1/50	230/1/50	230/1/50	230/1/50	230/1/50	
Capacity	Cooling	kW	2.15	2.70	3.50	4.00	5.40	
	Heating		2.45	3.10	4.00	4.70	6.00	
Input Power	Cooling/Heating		kW	0.76/0.76	0.96/0.96	1.24/1.21	1.42/1.35	1.92/1.87
EER - Energy Class	Cooling	W/W	2.83-C	2.81-C	2.82-C	2.82-C	2.81-C	
COP - Energy Class	Heating		3.22-C	3.23-C	3.31-C	3.48-B	3.21-C	
Running Current	Cooling/Heating		A	3.6/3.6	4.4/4.5	5.5/5.4	6.3/6.0	8.8/8.7
Moisture Removal			l/h	0.8	1.0	1.2	1.5	1.6
Noise (Indoor)	Cooling	H/M/L	dB(A)	31/28/26	35/33/31	29/28/27	34/32/30	43/40/36
Noise (Outdoor)	Cooling			48	48	49	49	52
Airflow Rate (High)	Indoor/Outdoor		m³/h	340/1600	420/1600	500/1600	640/1600	1000/3200
Net Dimension H x W x D	Indoor	mm	217x663x595	217x663x595	217x953x595	217x953x595	217x953x595	
		kg(lbs)	18(40)	18(40)	25(55)	25(55)	25(55)	
	Outdoor	mm	530x750x250	530x750x250	530x750x250	530x750x250	650x830x320	
		kg(lbs)	28(62)	30(66)	34(75)	35(77)	52(115)	
Piping Connections (Small / Large)			mm	6.35/9.52	6.35/9.52	6.35/9.52	6.35/12.70	6.35/15.88
Max Pipe Length (Chargeless)			m	15	15	15	15	20
Height Difference			m	8	8	8	8	8
Operation Range	Cooling	°CDB	0~43	0~43	0~43	0~43	0~43	
	Heating		-6~24	-6~24	-6~24	-6~24	-6~24	
Refrigerant				R410A	R410A	R410A	R410A	R410A

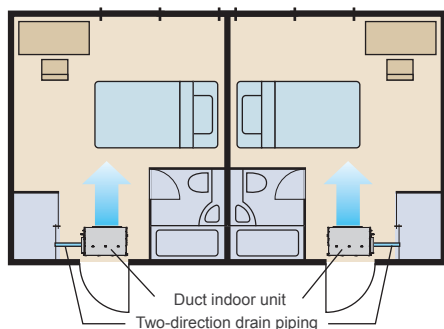
Compact design

Ultra-slim duct air conditioner for easy installation



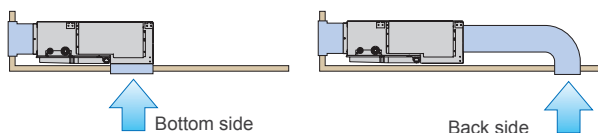
Slim size (217mm) allows installation even where the space behind the ceiling is narrow.

Two-direction drain piping

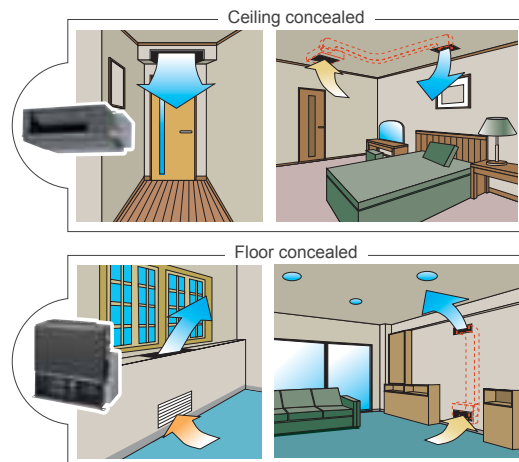


Air-intake

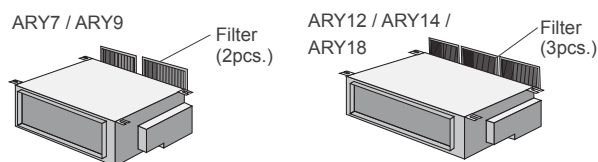
Air intake direction can be selected to match the installation site.



Flexible installation



Filter (Accessory)



Optional parts

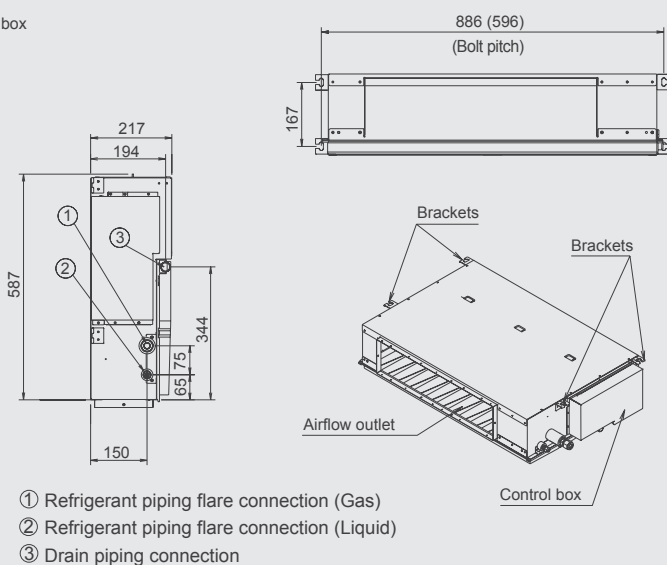
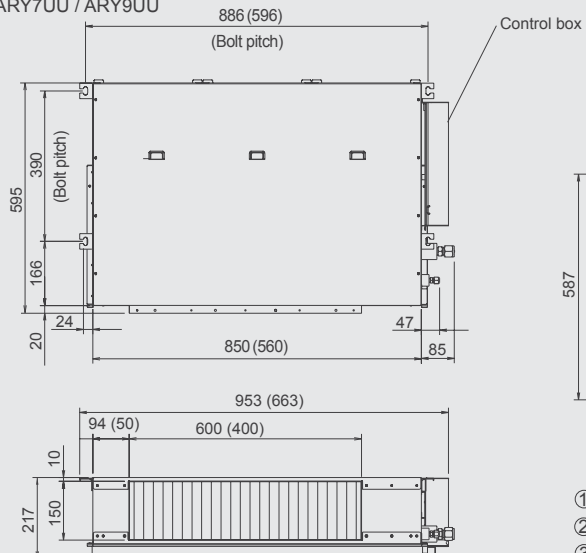
Remote Sensor Unit: UTD-RS100 / UTY-XSZX
IR Receiver Unit: UTY-LRJY1
Drain Pump Unit: UTZ-PX1BBA

Dimensions Models: ARY7UU / ARY9UU / ARY12UU / ARY14UU / ARY18UU

(Unit : mm)

*Service accessibility must be allowed for when installing the product.
Please consult the installation manual for the necessary service access size.

() : ARY7UU / ARY9UU



INVERTER Duct



V
V-PAM
(24)

i
i-PAM
(30/36/45)
Single phase

Adjust

R
Restart

Auto
Changeover

D
Distributing

F
Fresh

E
Economy

W+S



Wired R.C.



For ARYF24LB



For ARYA30/36LB

CLASS A ALL DC
ARYF24LB

CLASS A ALL DC
ARYA30LB

CLASS A ALL DC
ARYA36LB
ARYA36LC

CLASS A ALL DC
ARYA45LC
NEW
(Single phase)



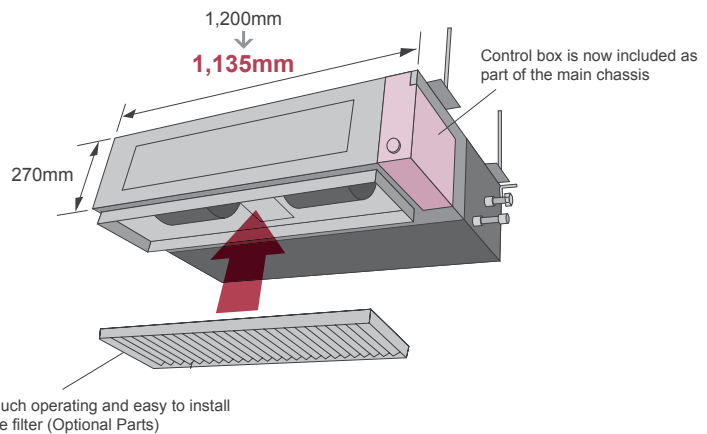
For ARYA45LC
(For single phase)



For ARYA36/45LC
(For 3 phase)

Slim & Compact design

In the case of bottom return air connection, not only does the indoor unit design allow for installation in a narrow ceiling space of up to 270mm, Further space savings have been achieved by mounting the electrical control box internally inside the chassis.



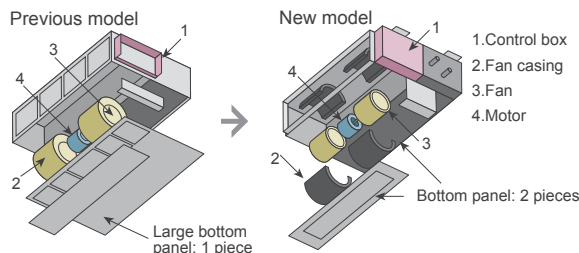
Specifications

Model No.	Indoor unit		ARYF24LB	ARYA30LB	ARYA36LB	ARYA36LC	ARYA45LC	ARYA45LC
	Outdoor unit		AOYA24LA	AOYA30LF	AOYA36LF	AOYD36LA	AOYA45LC	AOYD45LA
Power Source	V/∅/Hz		230/1/50	230/1/50	230/1/50	400/3/50	230/1/50	400/3/50
Capacity	Cooling	kW	7.10	8.50	9.40	10.00	12.00	12.50
	Heating		8.00	10.00	11.20	11.20	13.30	14.00
Input Power	Cooling/Heating	kW	2.21/2.21	2.65/2.68	2.93/3.1	2.84/2.87	3.74/3.68	3.89/3.88
EER - Energy Class	Cooling	W/W	3.21-A	3.21-A	3.21-A	3.52-A	3.21-A	3.21-A
COP - Energy Class	Heating		3.61-A	3.73-A	3.61-A	3.90-A	3.61-A	3.61-A
Running Current	Cooling/Heating	A	9.7/9.7	11.6/11.7	12.8/13.6	4.3/4.4	16.4/16.1	5.8/5.8
Moisture Removal	l/h		2.5	2.5	3.0	3.0	4.5	4.5
Noise (Indoor)	Cooling H/M/L/Q	dB(A)	31/29/27/25	42/37/32/29	42/37/32/29	40/36/31/26	42/38/32/28	42/38/32/28
Noise (Outdoor)	Cooling		52	53	54	51	55	54
Airflow Rate (High)	Indoor / Outdoor	m³/h	1100/2470	2100/3600	2100/3800	1850/6200	2100/6750	2100/6900
Net Dimension H x W x D	Indoor	mm	270x1135x700	270x1135x700	270x1	270x1135x700	270x1135x700	270x1,135x700
		kg(lbs)	38(84)	40(88)	40(88)	40(88)	40(88)	40(88)
	Outdoor	mm	578x790x315	830x900x330	830x900x330	1290x900x330	1290x900x330	1290x900x330
		kg(lbs)	44(97)	61(135)	61(135)	107(236)	88(194)	107(236)
Piping Connections (Small / Large)	mm		6.35/15.88	9.52/15.88	9.52/15.88	9.52/15.88	9.52/15.88	9.52/15.88
Drain Pipe Diameter (Inner/Outer)	mm		36.0/38.0	36.0/38.0	36.0/38.0	36.0/38.0	36.0/38.0	36.0/38.0
Max Pipe Length (Chargeless)	m		30	50	50	75	50	75
Height Difference	m		20	30	30	30	30	30
Operation Range	Cooling	°CDB	-10~46	-15~46	-15~46	-15~46	-15~46	-15~46
	Heating		-15~24	-15~24	-15~24	-15~24	-15~24	-15~24
Refrigerant			R410A	R410A	R410A	R410A	R410A	R410A

Easy maintenance

Structural improvement is attained by making the bottom panel two pieces, front and rear. The internal fan casing is also manufactured in two pieces, namely upper and lower. The maintenance of the motor and fan can be easily carried out by removing the rear panel and the lower part of the casing while leaving the main chassis installed.

See below for the case of rear suction type




Easy installation

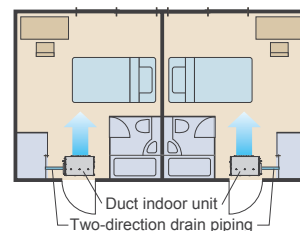
Main work settings can be done easily from the remote controller at installation

Main work settings

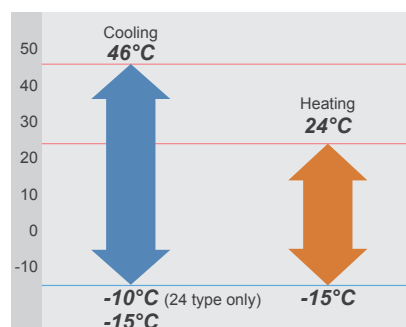
- High ceiling setting
- Auto restart
- Temperature adjustment when cooling / heating



Two-direction drain piping



Low ambient operation



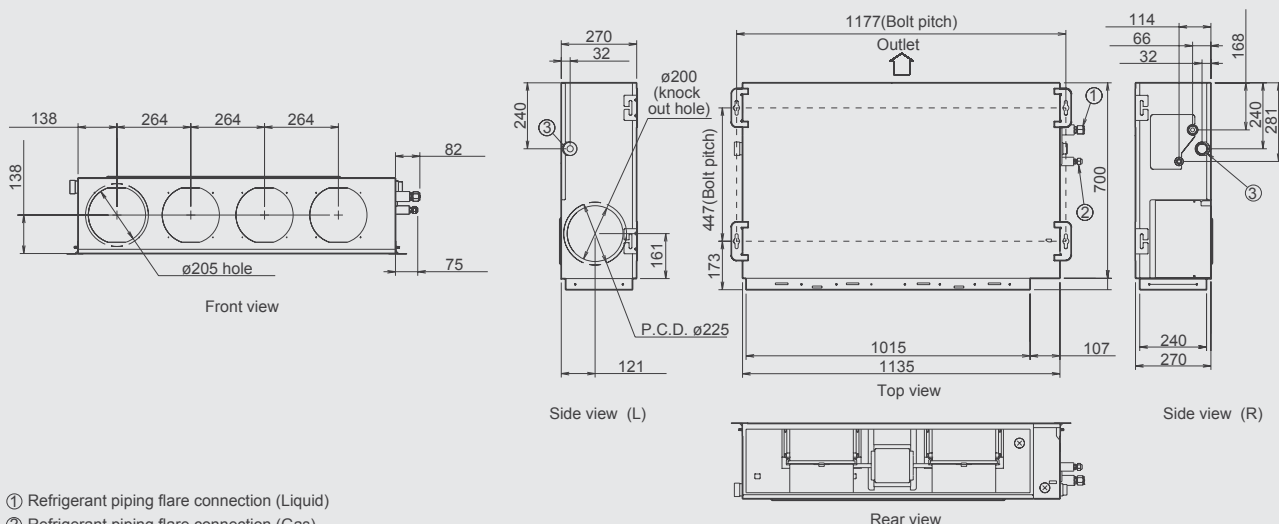
Optional parts

- Flange (Round): UTD-RF204
- Flange (Square): UTD-SF045T
- Long Life Filter: UTD-LF25NA
- Remote Sensor Unit: UTD-RS100 / UTY-XSZX
- External Connect Kit: UTY-XWZXZ2
- External Control Set: UTD-ECS5A
- Drain Pump Unit: UTZ-PX1NBA
- IR Receiver Unit: UTY-LRH1

Dimensions

Models: ARYF24LB / ARYA30LB / ARYA36LB / ARYA36LC / ARYA45LC

(Unit : mm)



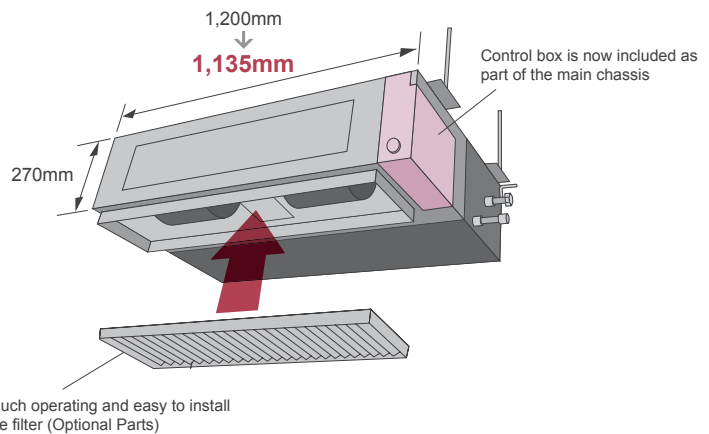
- ① Refrigerant piping flare connection (Liquid)
- ② Refrigerant piping flare connection (Gas)
- ③ Drain piping connection

Duct



Slim & Compact design

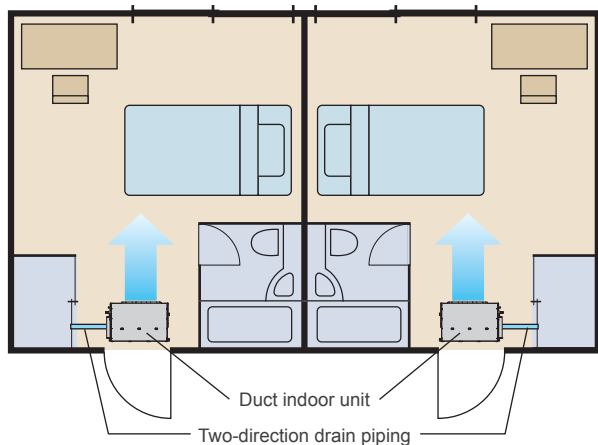
In the case of bottom return air connection, not only does the indoor unit design allow for installation in a narrow ceiling space of up to 270mm, Further space savings have been achieved by mounting the electrical control box internally inside the chassis.



Specifications

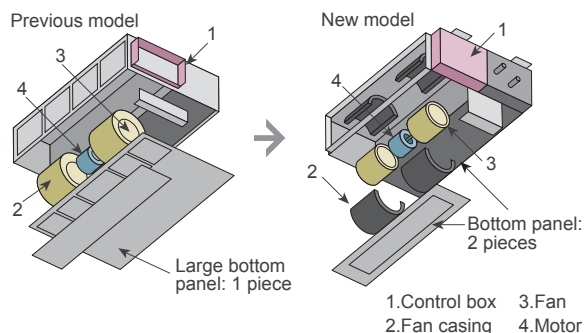
Model No.	Indoor unit		ARY25UU	ARY30UU	ARY36U(1)	ARY36UU	ARY45UU		
	Outdoor unit		AOY25UU	AOY30UU	AOY36UU(1)	AOY36UU	AOY45UU		
Power Source	V/Ø/Hz		230/1/50	230/1/50	230/1/50	400/3/50	400/3/50		
Capacity	Cooling	kW	7.00	8.40	10.50	10.50	12.70		
	Heating		7.70	9.50	12.70	12.70	14.30		
Input Power	Cooling/Heating		kW		2.65/2.33	2.99/2.63	3.60/3.65	3.60/3.65	4.38/4.39
EER - Energy Class	Cooling	W/W	2.64-D	2.81-C	2.92-C	2.92-C	2.90		
COP - Energy Class	Heating		3.30-C	3.61-A	3.48-B	3.48-B	3.26		
Running Current	Cooling/Heating		A		11.8/10.5	14.0/12.4	16.0/16.5	6.1/6.2	7.7/7.7
Moisture Removal			l/h		2.5	3.0	3.5	3.5	5.0
Noise (Indoor)	Cooling	H/M/L	dB(A)		38/36/34	40/38/36	43/41/39	43/41/39	44/42/40
Noise (Outdoor)	Cooling		53	53	54	54	54		
Airflow Rate (High)	Indoor/Outdoor		m³/h		1100/3200	1400/3300	1750/6100	1750/6100	1800/6100
Net Dimension H x W x D	Indoor	mm	270x1135x700	270x1135x700	270x1135x700	270x1135x700	270x1135x700		
		kg(lbs)	43(95)	43(95)	43(95)	43(95)	45(99)		
	Outdoor	mm	650x830x320	830x900x330	1165x900x330	1165x900x330	1165x900x330		
		kg(lbs)	59(130)	69(152)	98(216)	94(207)	113(249)		
Piping Connections (Small / Large)			mm		9.52/15.88	9.52/15.88	9.52/15.88	9.52/15.88	9.52/19.05
Max Pipe Length (Chargeless)			m		25	30	50	50	50
Height Difference			m		15	15	30	30	30
Operation Range	Cooling	°CDB	0~43		0~43	0~43	0~43	0~43	
	Heating		-7~24		-7~24	-10~24	-10~24	-10~24	
Refrigerant			R410A		R410A	R410A	R410A	R410A	

Two-direction drain piping



Easy maintenance

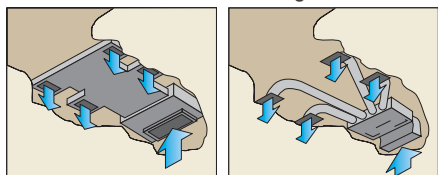
See below for the case of rear suction type



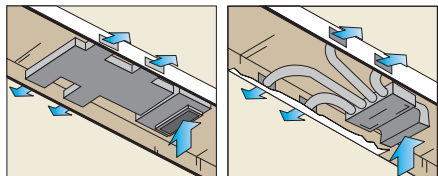
Structural improvement is attained by making the bottom panel two pieces, front and rear. The internal fan casing is also manufactured in two pieces, namely upper and lower. The maintenance of the motor and fan can be easily carried out by removing the rear panel and the lower part of the casing while leaving the main chassis installed.

Installation styles

Embedded in Ceiling



Hanging from Ceiling



Optional parts

Remote Sensor Unit:	UTD-RS100 / UTY-XSZX
Drain Pump Unit:	UTZ-PX1NBA
External Control Set:	UTD-ECS5A

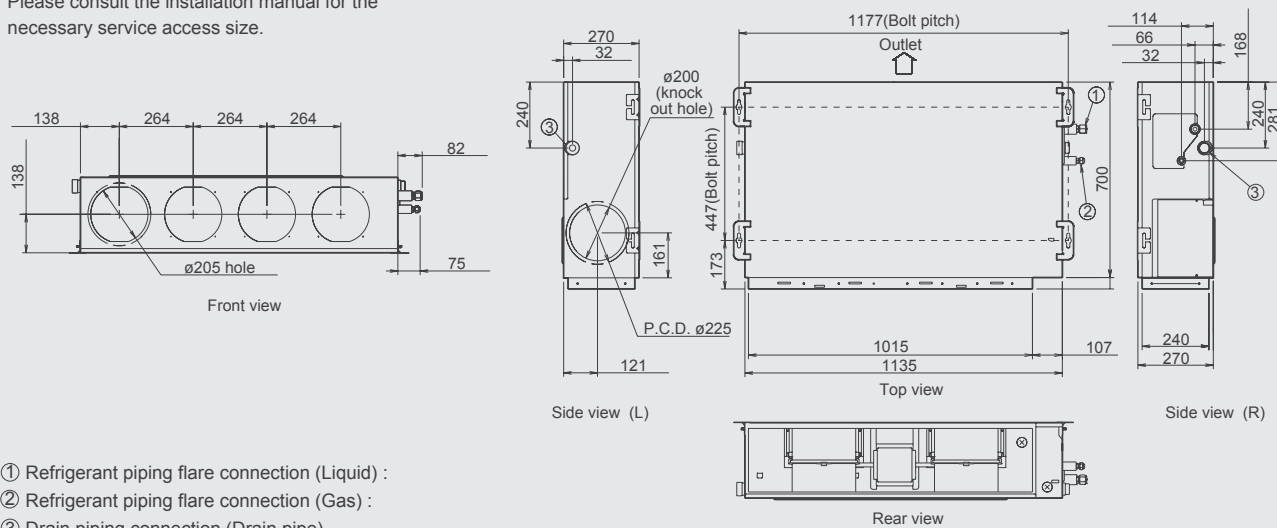
Dimensions

Models: ARY25UU / ARY30UU / ARY36U(1) / ARY36UU / ARY45UU

(Unit : mm)

*Service accessibility must be allowed for when installing the product.

Please consult the installation manual for the necessary service access size.



- ① Refrigerant piping flare connection (Liquid) :
- ② Refrigerant piping flare connection (Gas) :
- ③ Drain piping connection (Drain pipe)

INVERTER

High Static Pressure Duct



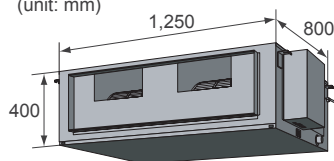
Easy installation (Compact size & Lightweight)

A compact size and lightweight indoor unit has been developed by reducing the basic chassis and the overall material weight.

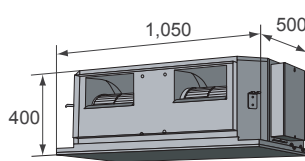
Volume
47.5%
down

Weight
40%
down

(unit: mm)



Previous model : 75kg

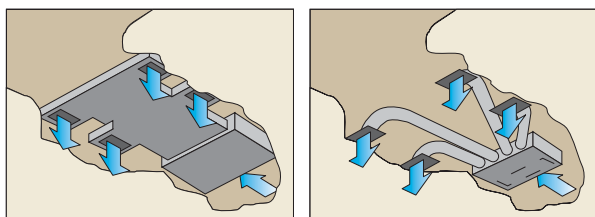



New model : 46kg

Specifications

Model No.	Indoor unit		ARYC45LC	ARYC45LC	ARYC54LC	ARYC54LC
	Outdoor unit		AOYA45LC	AOYD45LA	AOYA54LC	AOYD54LA
Power Source	V/Ø/Hz		230/1/50	400/3/50	230/1/50	400/3/50
Capacity	Cooling	kW	12.50	12.50	13.40	14.00
	Heating	kW	14.00	14.00	16.00	16.00
Input Power	Cooling/Heating	kW	4.30/3.80	4.06/3.67	4.77/4.69	4.65/4.37
EER - Energy Class	Cooling	W/W	2.91-C	3.08-B	2.81-C	3.01-B
COP - Energy Class	Heating		3.68-A	3.81-A	3.41-B	3.66-A
Running Current	Cooling/Heating	A	18.9/16.7	6.1/5.5	20.9/20.5	6.9/6.5
Moisture Removal		l/h	1.5	1.5	2.5	2.5
Noise (Indoor)	Cooling H/M/L	dB(A)	47/43/40	47/43/40	47/43/40	47/43/40
Noise (Outdoor)	Cooling					
Airflow Rate (High)	Indoor/Outdoor	m³/h	3350/6750	3350/6900	3350/6750	3350/6900
Net Dimension H x W x D	Indoor	mm	400x1050x500	400x1050x500	400x1050x500	400x1050x500
		kg(lbs)	46(101)	46(101)	46(101)	46(101)
	Outdoor	mm	1290x900x330	1290x900x330	1290x900x330	1290x900x330
		kg(lbs)	88(194)	107(236)	88(194)	107(236)
Piping Connections (Small / Large)		mm	9.52/15.88	9.52/15.88	9.52/15.88	9.52/15.88
Drain Pipe Diameter (Inner/Outer)		mm	23.4/25.4	23.4/25.4	23.4/25.4	23.4/25.4
Max Pipe Length (Chargeless)		m	50	75	50	75
Height Difference		m	30	30	30	30
Operation Range	Cooling	°CDB	-15~46	-15~46	-15~46	-15~46
	Heating	°CDB	-15~24	-15~24	-15~24	-15~24
Refrigerant			R410A	R410A	R410A	R410A

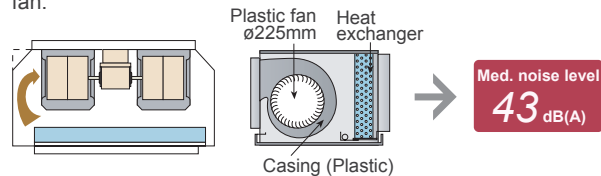
Design also corresponding to high static pressure



Low noise


Indoor unit

Cutting off the corners has enabled less turbulent air flow. Low noise is realized by adopting a plastic case and a plastic fan.

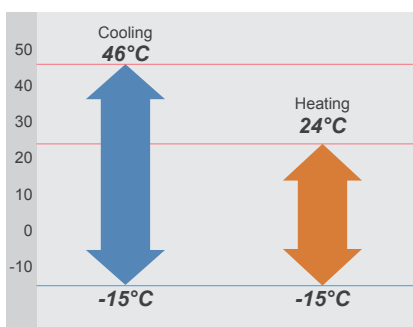


Outdoor unit

2 stage low noise mode can be selected.(Option)



Low ambient operation



Easy installation & maintenance

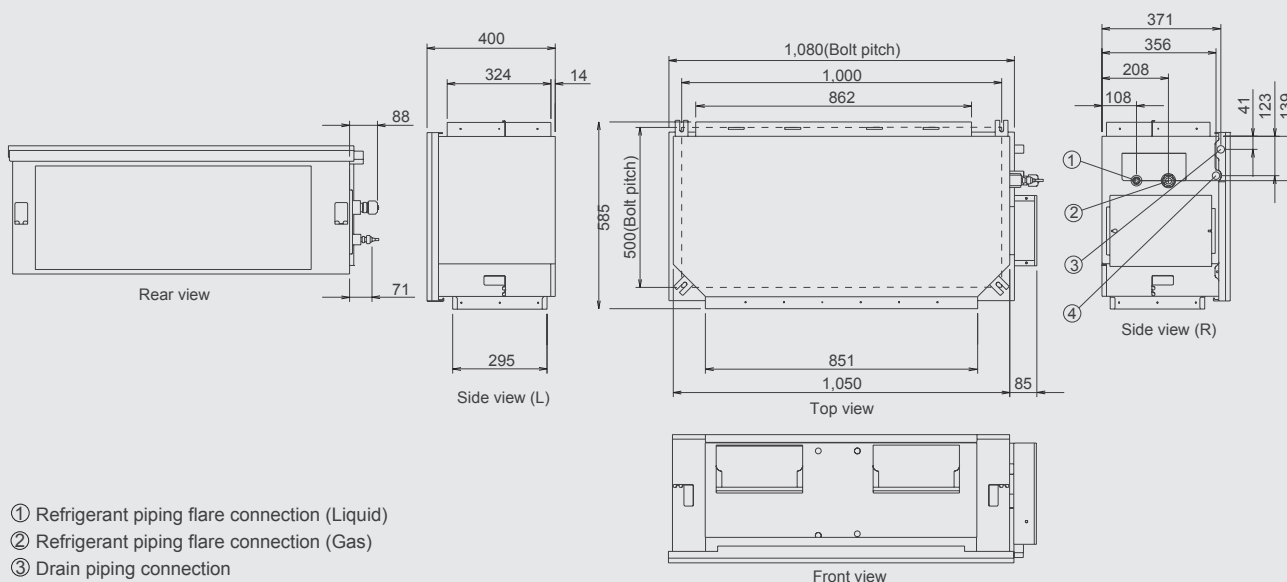
- 4 directions piping connection
- Error & operating information are explained by LED display.

Optional parts

- Long-Life Filter: UTD-LF60KA
- External Connect Kit: UTY-XWZXZ2
- External Control Set: UTD-ECS5A

Dimensions Models: ARYC45LC / ARYC54LC

(Unit : mm)




High Static Pressure Duct

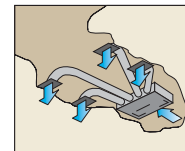
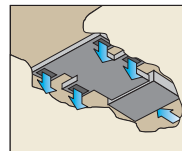


Design also corresponding to high static pressure

Model: ARY90TL



MAX.
300_{pa}



Specifications

Model No.	Indoor unit		ARY60UU	ARY90TL
	Outdoor unit		AOY60UU	AOY90TL
Power Source	V/Ø/Hz		400/3/50	380-415/3/50
Capacity	Cooling	kW	16.50	24.80-25.40
	Heating		19.50	28.90-29.50
Input Power	Cooling/Heating	kW	6.06/5.54	12.2/12.2
EER - Energy Class	Cooling	W/W	2.72	2.03-2.03
COP - Energy Class	Heating		3.52	2.37-2.36
Running Current	Cooling/Heating	A	10.2/9.8	19.5/19.5
Moisture Removal		l/h	4.0	7.5
Noise (Indoor)	Cooling H/M/L	dB(A)	49/45/42	50
Noise (Outdoor)	Cooling			
Airflow Rate (High)	Indoor/Outdoor	m³/h	3500/6300	4300/9800
Net Dimension H x W x D	Indoor	mm	400x1050x500	450x1550x700
		kg(lbs)	50(110)	85(187)
	Outdoor	mm	1290x900x330	1380x1300x650
		kg(lbs)	118(260)	245(540)
Piping Connections (Small / Large)		mm	9.52/19.05	12.70/28.58
Max Pipe Length (Chargeless)		m	50	50
Height Difference			30	30
Operation Range	Cooling	°CDB	0~43	0~46
	Heating		-10~24	-10~21
Refrigerant			R410A	R407C

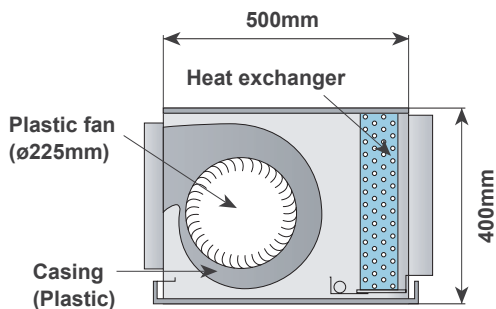
*The measurement static pressure of ARY60UU is 100Pa and ARY90TL is 196Pa.

Low noise

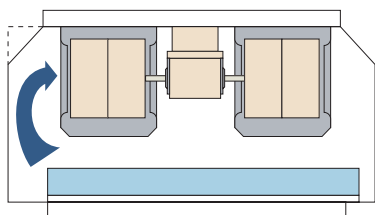
Turbulent air flow is reduced by cutting off the corners of conventional indoor unit front panel and fan case

Low noise is realized by adopting plastic case, plastic fan.

Plastic fan [45dB(A)] (ARY60UU)



(ARY60UU)



* Model : Material (At 100Pa :
Actual noise measurement value)

Pursuance of amenity performance


Various remote controllers and sensors can be selected

1.Wired Remote Controller with Thermo Sensor

- Room temperature sensor selection
- WEEKLY timer
- Temperature SET BACK timer
- Group control system
- Child lock
- Dual remote controllers
- <Optional parts>
- AUTO restart
- Energy saving
- Auto changeover (for heating)
- Hot start (for heating)

2.Simple Remote Controller (Optional Parts)

3.Remote Sensor (Optional Parts)



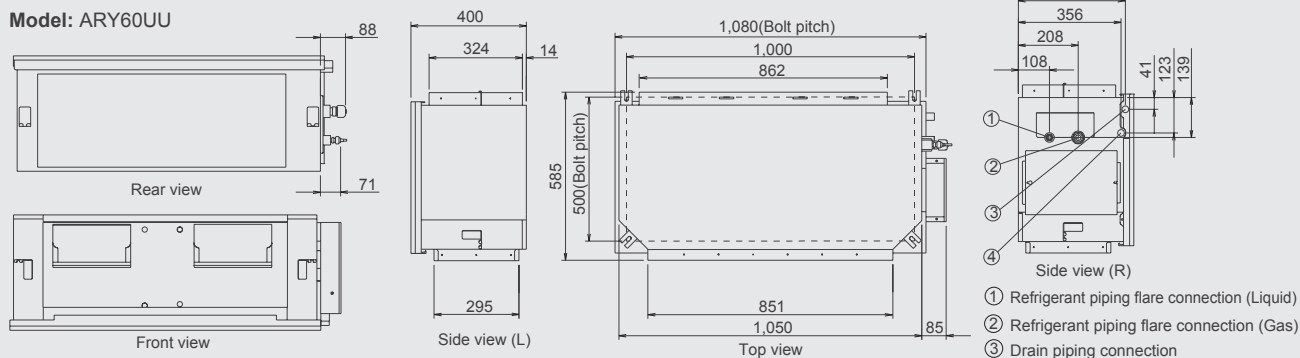
Optional parts

- Long-Life Filter: UTD-LF60KA (For ARY60UU)
 Remote Sensor Unit: UTD-RS100 / UTY-XS2X
 External Control Set: UTD-ECS5A (For ARY60UU)

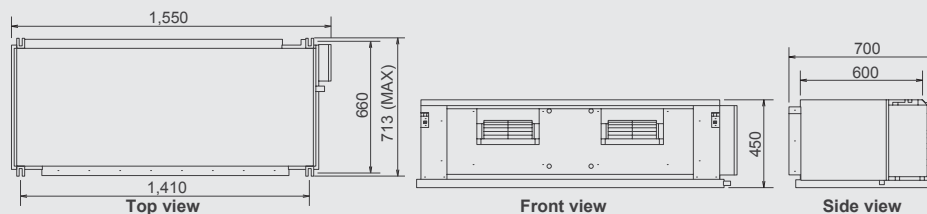
Dimensions

(Unit : mm)

Model: ARY60UU



Model: ARY90TL



Multi Split

Control several indoor units with one outdoor unit.
Build the optimum system you desire.

If you want to keep a large floor as well as many rooms comfortable, we recommend you use Multi Split to build a simple system using one outdoor unit. Choose from a large lineup the air conditioner types that match your rooms. You can mix and match them at will. Build the system that is just right for you.



068 Multi type Line-up

070 2 & 3-4 Rooms Multi

072 8 Rooms Multi

076 Indoor Units for Multi System

079 Specifications of All Indoor Units

088 Multi Combination Table

090 Simultaneous Multi

092 Big Multi



Home, Office
& Store

Multiple Rooms **Comfortably** Multi Split type Air Conditioners

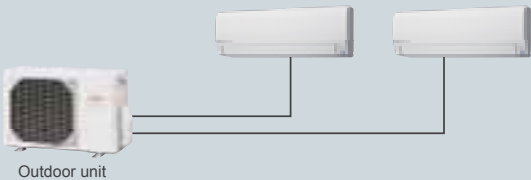
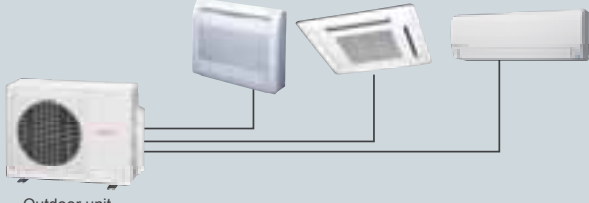
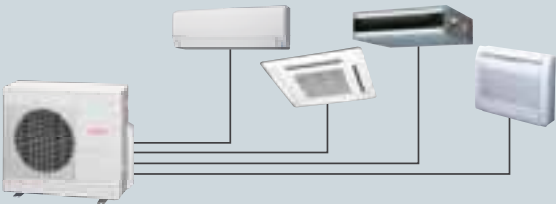
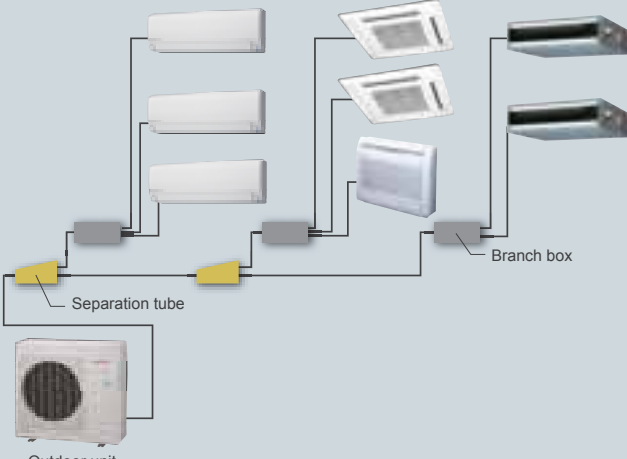
Multi Split provides comfort in a variety of situations from home to office and store.



INVERTER







Multi type Line-up







Multi Split Line-up

Model code	Capacity range					
	14	18	24	30	45	
Cooling rated capacity(kW)	4	5	5.4	6.8	8	14
2 Rooms Multi Up to 2 units						
 <p>Outdoor unit</p>	● AOYG14LAC2	● AOYG18LAC2				
3 Rooms Multi Up to 3 units						
 <p>Outdoor unit</p>			● AOYG18LAT3	● AOYG24LAT3		
4 Rooms Multi Up to 4 units						
 <p>Outdoor unit</p>					● AOYG30LAT4	
8 Rooms Multi Up to 8 units						
 <p>Outdoor unit</p> <p>Separation tube</p> <p>Branch box</p>						● AOYG45LAT8

- Note: 1. 2Rooms Multi : Connectable indoor units are 2 units.
 AOYG14LAC2 : Total capacity of indoor units connected must be between 4.0kW and 6.2kW.
 AOYG18LAC2 : Total capacity of indoor units connected must be between 4.0kW and 7.0kW.
2. 3Rooms Multi : Connectable indoor units are 2 to 3 units.
 AOYG18LAT3 : Total capacity of indoor units connected must be between 4.0kW and 8.5kW.
 AOYG24LAT3 : Total capacity of indoor units connected must be between 4.0kW and 10.5kW.
3. 4Rooms Multi : Connectable indoor units are 3 to 4 units.
 AOYG30LAT4 : Total capacity of indoor units connected must be between 7.9kW and 14.4kW.
4. 8Rooms Multi : Connectable indoor units are 2 to 8 units.
 AOYG45LAT8 : Total capacity of indoor units connected must be between 11.2kW and 18.2kW.

Connectable Indoor unit line-up

Outdoor Unit	Type	2 rooms		3 rooms		4 rooms	8 rooms
	Model name	AOYG14LAC2	AOYG18LAC2	AOYG18LAT3	AOYG24LAT3	AOYG30LAT4	AOYG45LAT8
							 (Branch Box)
Capacity (kW)	Cooling	4.0	5.0	5.4	6.8	8.0	14.0
	Heating	4.4	5.6	6.8	8.0	9.6	16.0

Indoor Unit	BTU	kW Class	2 rooms	3 rooms	4 rooms	8 rooms
 ASYG07/09/12LJ	7000	2.0	●	●	●	●
	9000	2.5	●	●	●	●
	12000	3.5	●	●	●	●
 ASYG18/24LF	18000	5.0	—	—	●	●
	24000	7.0	—	—	—	●
 AGYG09/12/14LV	9000	2.5	—	●	●	●
	12000	3.5	—	●	●	●
	14000	4.0	—	—	●	●
 AUYG07/09/12/14/18LV	7000	2.0	—	●	●	●
	9000	2.5	—	●	●	●
	12000	3.5	—	●	●	●
	14000	4.0	—	—	●	●
	18000	5.0	—	—	—	●
 ABYG14/18LV	14000	4.0	—	—	●	●
	18000	5.0	—	—	—	●
 ARYG07/09/12/14/18LL	7000	2.0	—	●	●	●
	9000	2.5	—	●	●	●
	12000	3.5	—	●	●	●
	14000	4.0	—	—	●	●
	18000	5.0	—	—	—	●

Indoor unit features


	Up/Down	Double	Adjust	R Restart	Auto Changeover	HEAT 10°C	Fresh	Fresh	Economy	Sleep	Program	W+S	Filter	Ion	AF	Wash
ASYG07/09/12LJ	●	●	●	●	●	●	●	●	●	●	●	○	●	●	●	●
ASYG18/24LF	●	●	●	●	●	●	●	●	●	●	●	○	●	●	●	●
AGYG09/12/14LV	●	●	●	●	●	●	●	●	●	●	●	○	●	●	●	●
AUYG07/09/12/14/18LV	●	●	●	●	●	●	○	○	●	●	●	○	●	●	●	●
ABYG14/18LV	●	●	●	●	●	●	○	○	●	●	●	○	●	●	●	●
ARYG07/09/12/14/18LL	○	●	●	●	●	○	○	○	●	○	●	●	●	●	●	●

○: Optional function

INVERTER

2 & 3-4 Rooms Multi

2 ROOMS



CLASS **A** ALL **DC**

AOYG14LAC2 **NEW**
AOYG18LAC2 **NEW**

3 ROOMS



CLASS **A** ALL **DC**

AOYG18LAT3 **NEW**
AOYG24LAT3 **NEW**

4 ROOMS



CLASS **A** ALL **DC**

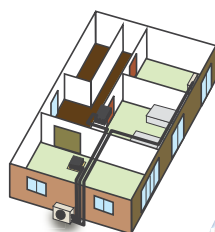
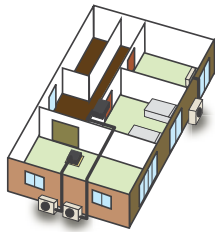
AOYG30LAT4 **NEW**

Space-saving installation

Multiple indoor units can be connected to 1 outdoor unit, and long piping connection is also possible. Compared with single type, the outdoor unit can be installed in various places to realize the space-saving installation.

Ex.) Single type installation

Multi type installation



3 outdoor units

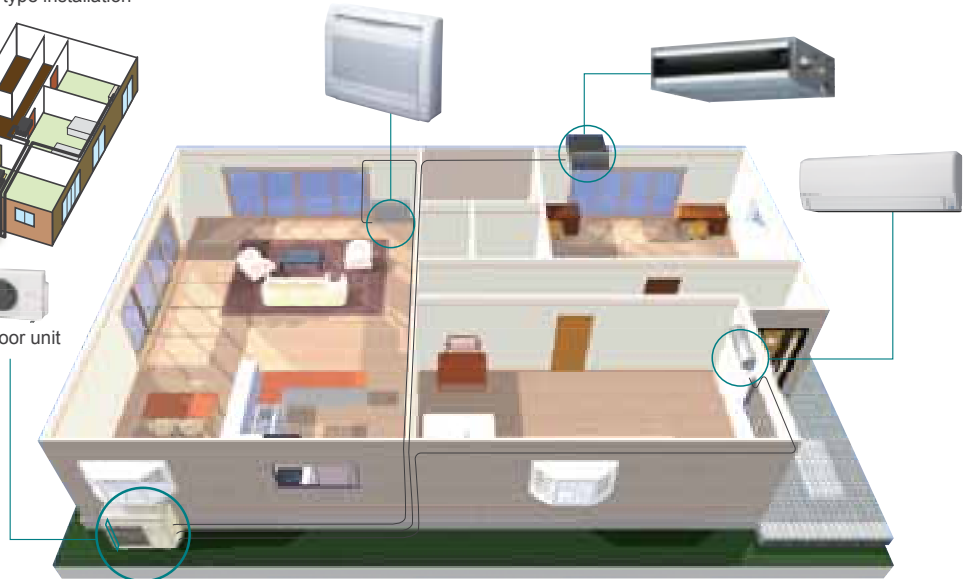


1 outdoor unit

Wide range of indoor units with various models

6 types, 20 models are lined up in the capacity range from 2kW to 7kW class.

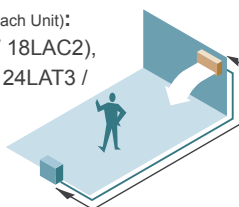
The wide-ranging needs can be met from the private room of residence or hotel to large shop.



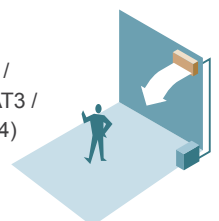
Flexible installation

Up to max. piping length 70m (AOYG30LAT4), max. height difference 15m can be supported. Multi type can be installed at large-size residence or multiple floors.

Max.Piping Length (Each Unit):
20m (AOYG14LAC2 / 18LAC2),
25m (AOYG18LAT3 / 24LAT3 /
30LAT4)



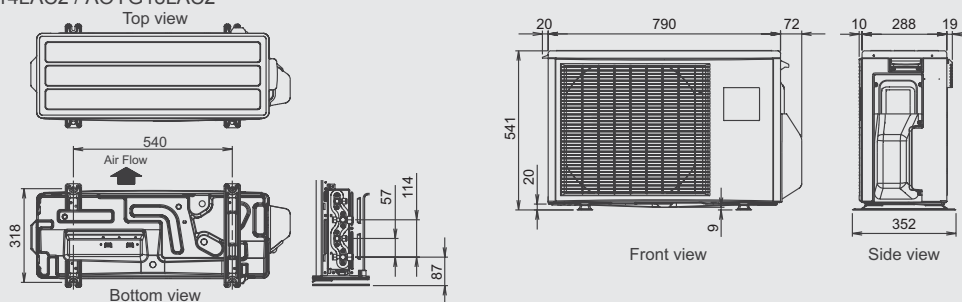
Max.Height:
15m (AOYG14LAC2 /
18LAC2 / 18LAT3 /
24LAT3/30LAT4)



Total Piping Length:
30m (AOYG14LAC2 / 18LAC2),
50m (AOYG18LAT3 / 24LAT3),
70m (AOYG30LAT4)

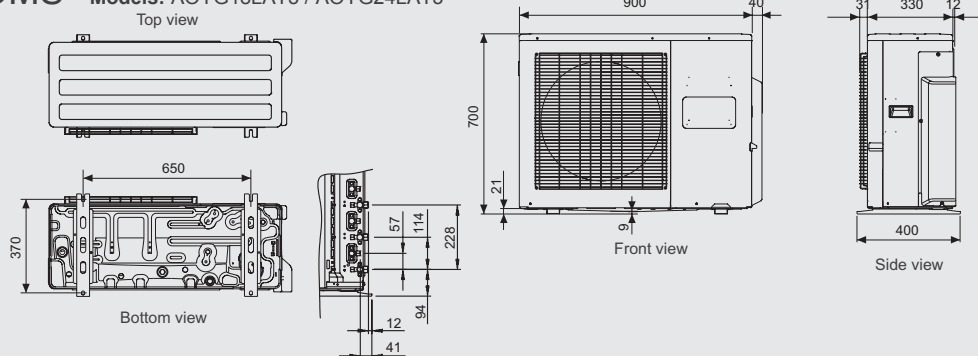
2 ROOMS

Model: AOYG14LAC2 / AOYG18LAC2



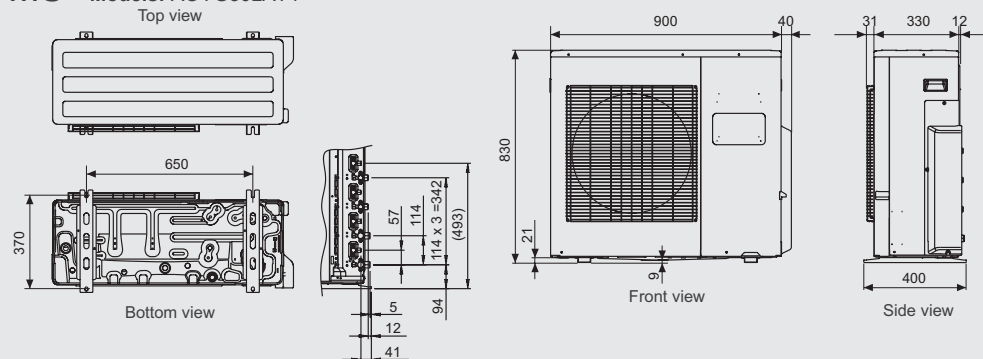
3 ROOMS

Models: AOYG18LAT3 / AOYG24LAT3



4 ROOMS

Models: AOYG30LAT4



SPECIFICATIONS (2 ROOMS, 3 ROOMS, 4 ROOMS)

Model No.	Outdoor unit		AOYG14LAC2	AOYG18LAC2	AOYG18LAT3	AOYG24LAT3	AOYG30LAT4	
Power Source	V/∅/Hz		230/1/50	230/1/50	230/1/50	230/1/50	230/1/50	
Rated Capacity (min-max)	Cooling	kW	4.0(1.4~4.4)	5.0(1.7~5.6)	5.4(1.8~6.8)	6.8(1.8~7.8)	8.0(3.5~10.0)	
	Heating		4.4(1.1~5.4)	5.6(1.8~6.1)	6.8(2.0~7.7)	8.0(2.0~8.0)	9.6(3.7~11.3)	
Noise	Cooling	dB(A)	47	50	46	48	50	
	Heating		49	51	47	49	51	
Net Dimension H x W x D	mm		540x790x290	540x790x290	700x900x330	700x900x330	830x900x330	
Weight	kg(lbs)		37(82)	38(84)	55(121)	55(121)	68(150)	
Connection pipe	Piping Connections	Small (Liquid)	mm	∅6.35x2	∅6.35x2	∅6.35x3	∅6.35x3	∅6.35x4 *(∅6.35x3, ∅9.52)
		Large (Gas)		∅9.52x2	∅9.52x2 *(∅9.52, ∅12.7)	∅9.52x2, ∅12.7 *(∅9.52x3)	∅9.52x2, ∅12.7 *(∅9.52x3)	∅9.52x2, ∅12.7x2 *(∅9.52x3, ∅12.7) *(∅9.52x2, ∅12.7, ∅15.88)
Max. Height Difference	Max. length	Total / Each	m	30 / 20	30 / 20	50 / 25	50 / 25	70 / 25
	Between Outdoor Unit and Each Indoor Units.			15	15	15	15	15
Operation Range		Cooling	°CDB	10~46	10~46	-10~46	-10~46	0~46
	Heating	-15~24		-15~24	-15~24	-15~24	-10~24	
Refrigerant			R410A	R410A	R410A	R410A	R410A	

* Connect to connection valve by the adapter.

INVERTER

8 Rooms Multi

- Suitable for large homes, shops, small buildings, and a variety of other multi installations
- Up to 8 indoor units can be connected
- Excellent installability, lightweight, compact yet high efficiency operation outdoor unit


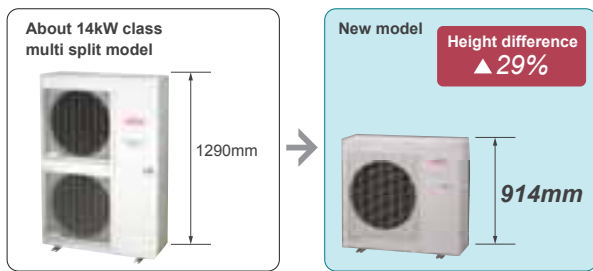
ALL
DC

AOYG45LAT8



High Efficiency & Compact

Compact outdoor unit

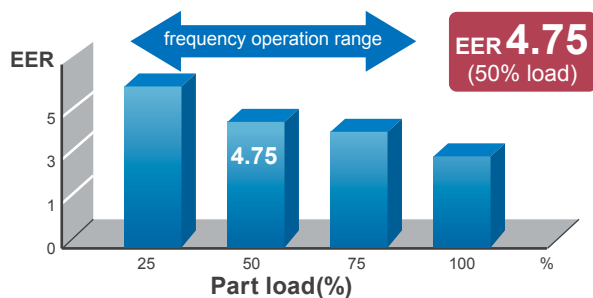


High seasonal efficiency

The actual performance is conducted under various outside temperatures depending on weather and seasons, furthermore, especially for multi system, not all the rooms are operated all the time. So over 90% of actual operation time, air conditioners are operated at partial capacity instead of rated capacity.

Considering these, we focused on energy-saving performance which is based on actual use.

Efficiency of part load performance was drastically improved by developing ALL DC and our own inverter system.



Innovated technology



High efficiency large fan :
New high efficiency fan is mounted.



DC fan motor :
High performance and high efficiency has been realized by using a small DC fan motor.



Heat exchanger :
Reduced compact size and energy saving has been realized by utilizing high density piping design and 3-Row heat exchanger.

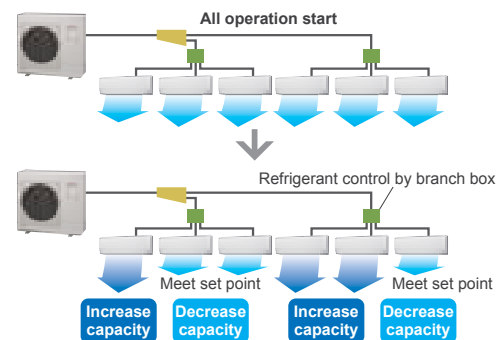


High efficiency DC twin rotary compressor :
A high performance, low noise, large capacity DC twin rotary compressor is used.

More Comfort

Quick comfort by optimized refrigerant control

Every room meet set point most quickly and comfortably by optimized refrigerant control.



Central Remote Controller Option

Central remote controller developed for residential applications.

All indoor units can be batched controlled using simple operations. Schedule management and other functions can be used to achieve even greater energy savings.



UTY-DMMYM

Central & Individual Control

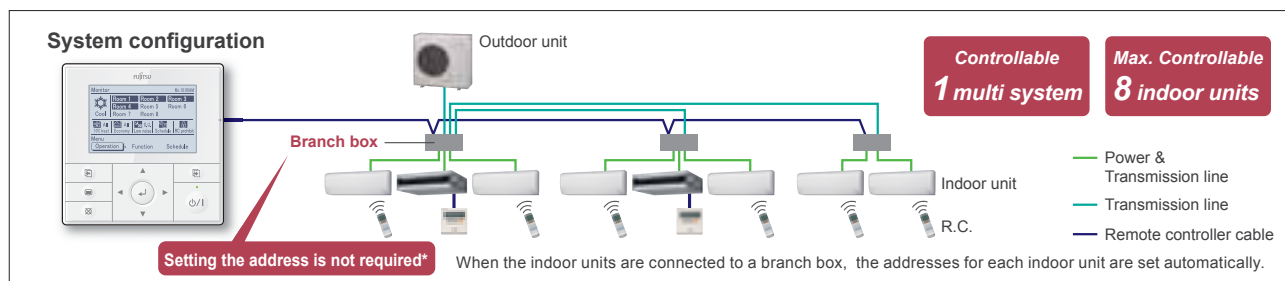
Batched control of up to 8 indoor units. The temperature, airflow volume, and remote control prohibition settings of all indoor units can be batched.

Multiple language support

Corresponds to 9 different languages (English, German, French, Spanish, Russian, Portuguese, Italian, Greek, and Turkish)

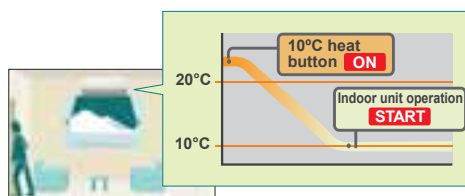
User-friendly operation

- Large backlight LED screen
- Large easy-to-see operation panel



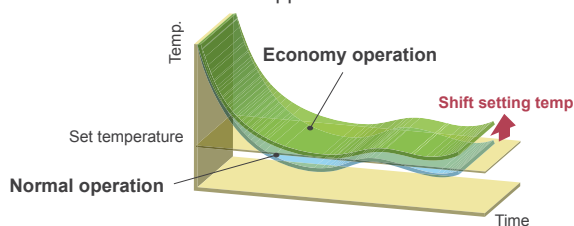
10°C heat operation

When you leave, minimum heating operation is performed to maintain the room temperature (maintain at 10°C).



Economy operation

Economy operation is energy saving, as the set temperature of indoor unit is shifted by 1°C and the maximum electric value of the outdoor unit is suppressed.

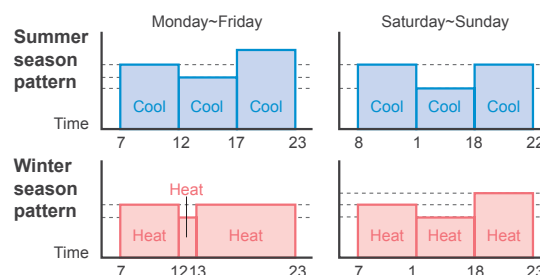


Prohibited Settings

The remote controller operation of all indoor units comes with a lock function to prevent unapproved operations in the various rooms. The central remote controller also has a key lock function to prevent children from playing with it, etc

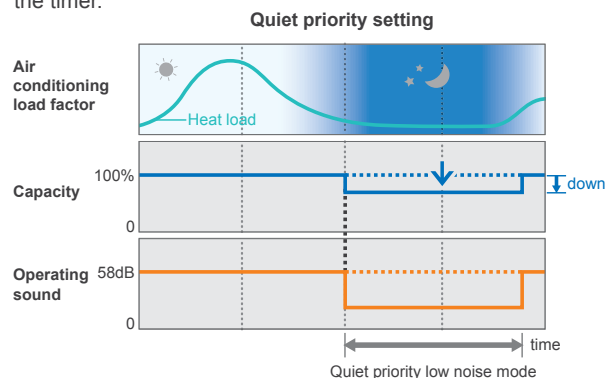
Weekly schedule timer

The ON/OFF setting can be set for 4 times a day. Two weekly patterns can be set to match the cooling and heating seasons.



Low noise operation

Users can choose from 4 low noise levels, depending on the installation environment. The operation time can be set using the timer.



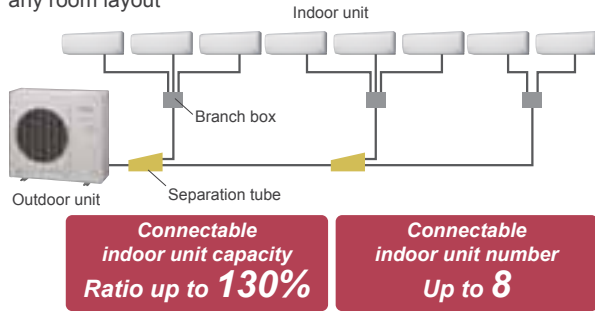
INVERTER

8 Rooms Multi

Flexible Design & Easy Installation

Large capacity connection

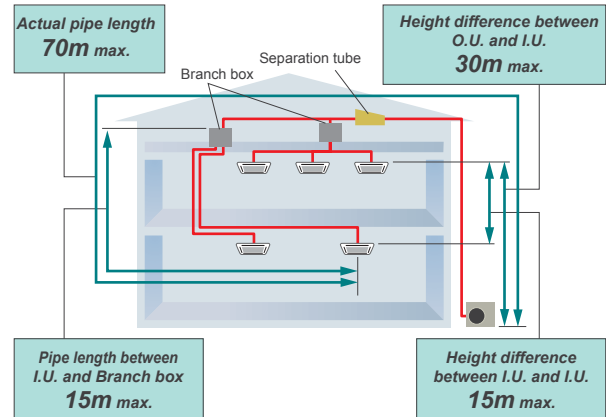
Up to 8 indoor units can be connected to one outdoor unit. A maximum of 130% indoor unit connectable capacity. Match any room layout



Long piping design

Can be installed in high rise condominium or commercial building

Total pipe length 115m max.

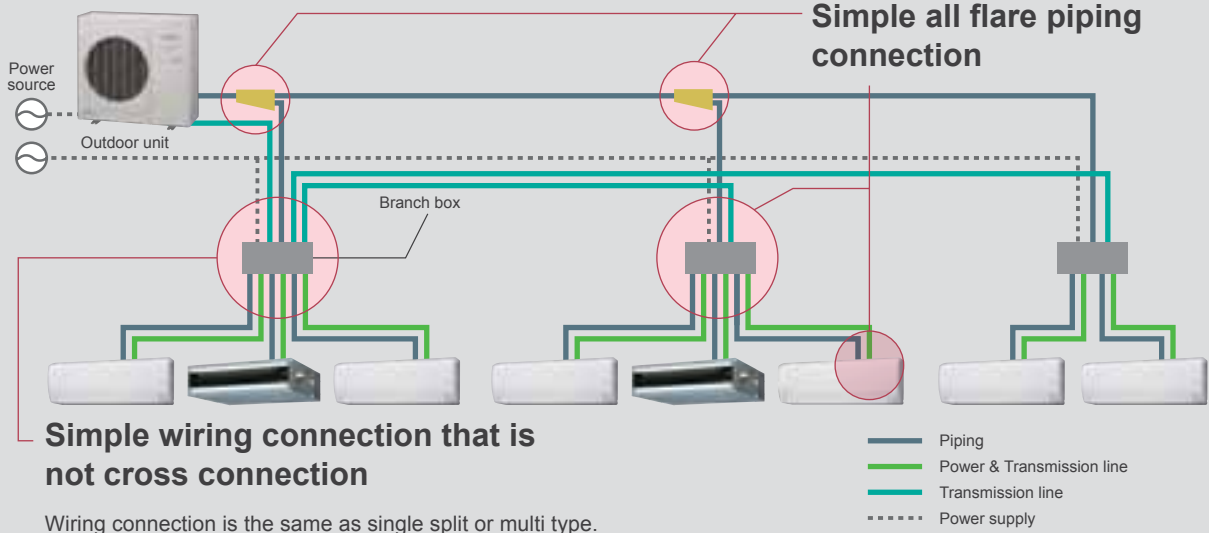


All flare piping connection and simple installation that minimizes wiring mistakes.



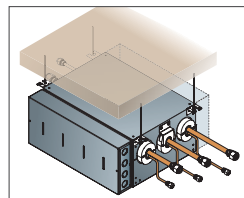
Wiring mistake automatic check function

The check operation detects wiring mistakes in advance.

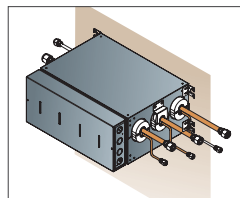


Branch Box can be mounted flexibly.

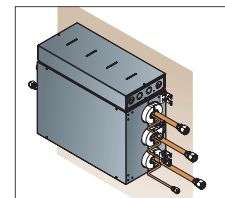
Allowed Branch Box Mounting Direction



Hanging from the ceiling
Do not hang from the ceiling when performing a vertical installation.



Horizontal Wall Mounting
Install the unit with its top side facing upwards.

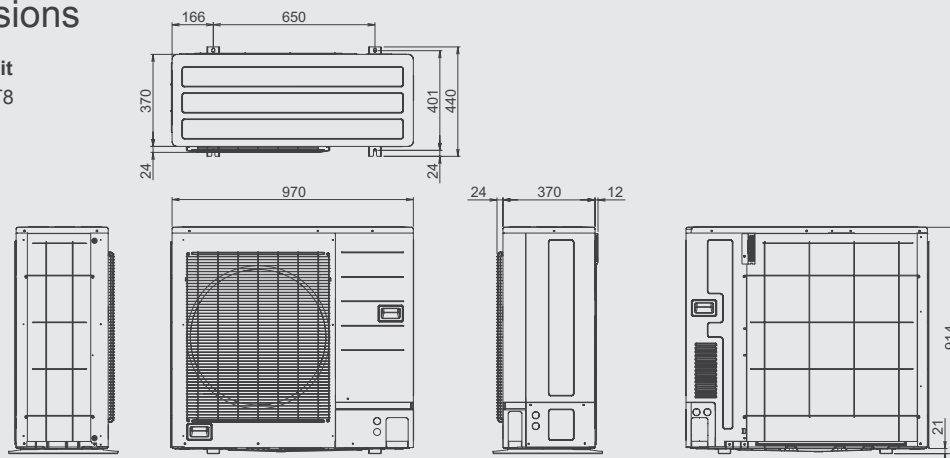


Vertical Wall Mounting
Install the unit with the control box facing upwards.

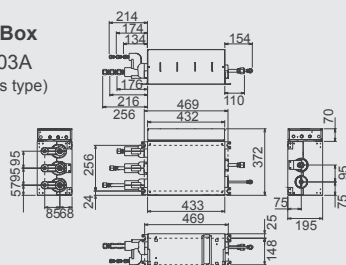
Dimensions

(Unit : mm)

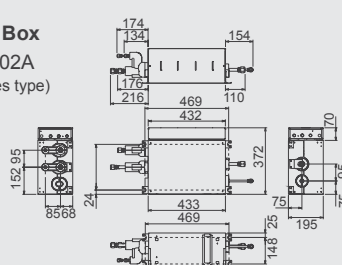
Outdoor Unit AOYG45LAT8



Branch Box UTP-PY03A (3 branches type)



Branch Box UTP-PY02A (2 branches type)



Specifications

Model name		AOYG45LAT8	
Maximum Connectable Indoor Unit		8	
Indoor unit connectable capacity	Cooling	kW	11.2 - 18.2
Power source		V / Ø / Hz	230/1/50
Rated Capacity	Cooling	kW	14.0
	Heating	kW	16.0
Input Power	Cooling	kW	5.20
	Heating	kW	5.07
Air flow rate	Cooling	m³/h	4,650
	Heating	m³/h	4,800
Sound pressure level	Cooling	dB(A)	56
	Heating	dB(A)	58
Heat exchanger fin		Plate fin coil	
Net Dimensions H x W x D		mm	914 x 970 x 370
Weight		kg(lbs)	98 (217)
Piping Connections (Small / Large)		mm	9.52/15.88
Max Pipe Length		m	115 (Total)
Max Height Difference (O.U ~ I.U)		m	30
Operating range	Cooling	°CDB	-5 to 46
	Heating	°CDB	-15 to 24
Refrigerant		R410A	

Model name		UTP-PY03A		UTP-PY02A	
Connectable indoor unit		1 to 3 Units		1 to 2 Units	
Power source		1Ø 230V ~50Hz		1Ø 230V ~50Hz	
Available voltage range		198-264V		198-264V	
Power consumption		W	10	10	
Running current		A	0.05	0.05	
Dimensions (HxWxD)		mm		195x433x370	
Weight		kg		9	
Connection pipe	Size	Liquid	Main: 9.52x1, Branch:6.35x3		Main: 9.52x1, Branch:6.35x2
		Gas	Main: 15.88x1, Branch:12.7x3		Main: 15.88x1, Branch:12.7x2
	Method	Flare		Flare	

Note: Specifications are based on the following conditions.
Power source of specifications: 230V.

Indoor Units for Multi System

INVERTER

Slim Duct

- Slim design with drain pump
- Increase static pressure range
- Dual concealed type



Wired R.C.

ARYG07LL

ARYG09LL

ARYG12LL

ARYG14LL

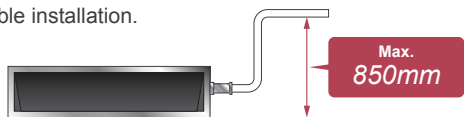
ARYG18LL

Slim design



Drain pump is standard accessory

It allows flexible installation.



Selectable with a wide range of static pressure

By using DC fan motor, it is possible to change the static pressure range 0 to 90Pa.

The change of static pressure range is possible by remote controller.



Static pressure range
0 to 90 Pa

Flexible installation

Ceiling concealed

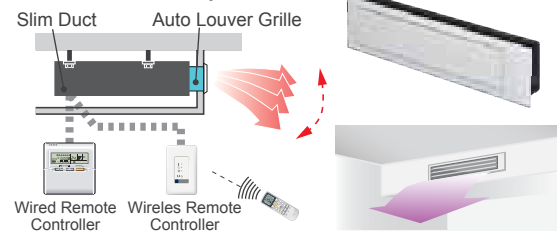


Floor concealed



Auto Louver Grille Kit (Option)

Simple flat Auto Louver will provide comfort airflow and harmonize with luxury interior.



Optional parts

Simple Remote Controller: UTY-RSNYM

IR Receiver Unit: UTY-LRHYM

Remote Sensor Unit: UTY-XSZX

External Control Set: UTD-ECS5A

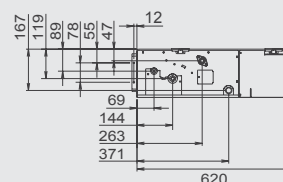
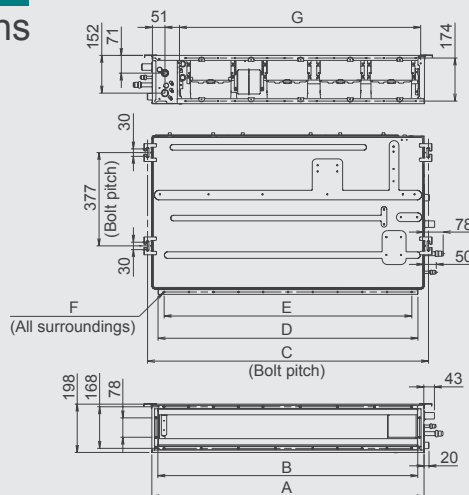
Auto Louver Grille Kit: UTD-GXSA-W (for ARYG07/09/12/14LL)

UTD-GXSB-W (for ARYG18LL)

Dimensions

Slim Duct

- ARYG07LL
- ARYG09LL
- ARYG12LL
- ARYG14LL
- ARYG18LL



	ARYG07/09/12/14LL	ARYG18LL
A	700	900
B	650	850
C	734	934
D	650	850
E	P100x6=600	P100x8=800
F	18xØ5	22xØ5
G	574	774

INVERTER


Compact Wall Mounted

•Flat design harmonizes interior

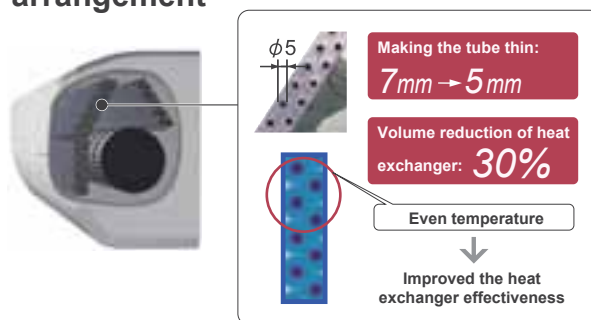


ASYG07LJ ASYG09LJ ASYG12LJ

Compact flat design



High density heat exchanger arrangement




Air clean filter



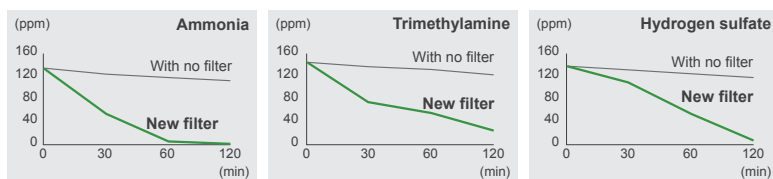
The filter deodorizes by powerfully decomposing absorbed odors using the oxidizing and reducing effects of ions generated by the ultra-fine-particle ceramic.

(*The filter can be used for approx. 3 years if it is washed under water to restore its surface action when it is dirty.)



Fine dust, invisible mold spores, and harmful microorganisms are absorbed onto the filter by static electricity, and further growth is inhibited and deactivated by the polyphenol extracted from apples.

Deodorizing effect (Odor reduction rate)



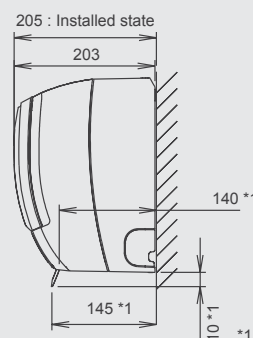
Testing organization : Environmental Sanitary Inspection Center Test method : Deodorization Test

Optional parts

- Simple Remote Controller: UTY-RSNYM
- Wired Remote Controller: UTY-RNNYM
- Communication Kit: UTY-XCBXZ1
- External Connect Kit: UTY-XWZX

Dimensions

Model name
 ASYG07LJ
 ASYG09LJ
 ASYG12LJ



(Unit : mm)

*1: Vertical flap is downward

Indoor Units for Multi System

INVERTER Wall Mounted

- Powerful airflow
- Double auto swing



Wireless R.C.



ASYG18LF ASYG24LF

Optional parts

Simple Remote Controller:	UTY-RSNYM
Wired Remote Controller:	UTY-RNNYM
External Connect Kit:	UTY-XWZX
Apple Catechin Filter:	UTR-FA13-1
Ion Deodorization Filtr:	UTR-FA13-2

INVERTER Floor

- 2-Fan & wide airflow



Wireless R.C.



AGYG09LV AGYG12LV AGYG14LV

Optional parts


Simple Remote Controller:	UTY-RSNYM
Wired Remote Controller:	UTY-RNNYM
External Connect Kit:	UTY-XWZX
Apple Catechin Filter:	UTR-FC03-2
Ion Deodorization Filtr:	UTR-FC03-3
Half Concealed Kit:	UTR-STA

INVERTER Floor/Ceiling

- Dual installation
- Double auto swing



Wireless R.C.



ABYG14LV ABYG18LV

Optional parts

Simple Remote Controller:	UTY-RSNYM
Wired Remote Controller:	UTY-RNNYM
External Connect Kit:	UTY-XWZX

INVERTER Compact Cassette

- Powerful wide airflow
& Quiet operation



Wireless R.C.



AUYG07LV AUYG09LV AUYG12LV
AUYG14LV AUYG18LV

Optional parts

Simple Remote Controller:	UTY-RSNYM
Wired Remote Controller:	UTY-RNNYM
Grill Kit:	UTG-UFYD-W
Air Outlet Shutter Plate:	UTR-YDZB
Insulation Kit For High Humidity:	UTZ-KXGC
Fresh Air Intake Kit:	UTZ-VXAA
External Connect Kit:	UTY-XWZX

Specifications of All Indoor Units

SPECIFICATIONS (WALL MOUNTED TYPE)



Model No.	Indoor unit		ASYG07LJ	ASYG09LJ	ASYG12LJ	ASYG18LF	ASYG24LF	
kW Class			kW	2.0	2.5	3.5	5.0	7.0
Power Source			V/∅/Hz	230/1/50	230/1/50	230/1/50	230/1/50	230/1/50
Noise	Cooling	H/M/L/Q	dB(A)	36/32/29/21	37/33/29/21	40/36/30/21	43/37/33/26	49/42/37/33
				36/32/29/22	37/33/29/22	40/36/31/22	42/37/33/25	48/42/37/33
Air Flow	Cooling	H/M/L/Q	m³/h	560/500/430/310	600/520/430/310	660/560/450/310	900/740/620/550	1120/900/740/620
				560/500/430/330	600/520/430/330	660/560/470/330	900/740/620/550	1100/900/740/620
Net Dimension			mm	280x790x203	280x790x203	280x790x203	320x998x238	320x998x238
Weight			kg(lbs)	8(17.6)	8(17.6)	8(17.6)	14(30.8)	14(30.8)
Pipe Size	Liquid/Gas		mm	∅6.35/∅9.52	∅6.35/∅9.52	∅6.35/∅9.52	∅6.35/∅12.7	∅6.35/∅15.88

SPECIFICATIONS (FLOOR TYPE)



Model No.	Indoor unit		AGYG09LV	AGYG12LV	AGYG14LV	
kW Class			kW	2.5	3.5	4.0
Power Source			V/∅/Hz	230/1/50	230/1/50	230/1/50
Noise	Cooling	H/M/L/Q	dB(A)	39/34/28/22	42/36/30/22	44/38/31/22
				39/35/30/22	42/38/32/22	44/39/33/22
Air Flow	Cooling	H/M/L/Q	m³/h	530/440/360/270	600/490/380/270	650/520/400/270
				530/460/380/270	600/510/410/270	650/540/430/270
Net Dimension			mm	600x740x200	600x740x200	600x740x200
Weight			kg(lbs)	14(30.7)	14(30.7)	14(30.7)
Pipe Size	Liquid/Gas		mm	∅6.35/∅9.52	∅6.35/∅9.52	∅6.35/∅12.7

SPECIFICATIONS (FLOOR/CEILING TYPE)



Model No.	Indoor unit		ABYG14LV	ABYG18LV	
kW Class			kW	4.0	5.0
Power Source			V/∅/Hz	230/1/50	230/1/50
Noise	Cooling	H/M/L/Q	dB(A)	36/34/33/29(Under ceiling)	41/38/34/32(Under ceiling)
				39/37/36/32(Floor console)	44/41/37/35(Floor console)
Air Flow	Cooling	H/M/L/Q	m³/h	640/590/540/480	780/700/560/500
				640/590/540/480	780/700/560/500
Net Dimension			mm	199x990x655	199x990x655
Weight			kg(lbs)	27(60)	27(60)
Pipe Size	Liquid/Gas		mm	∅6.35/∅12.7	∅6.35/∅12.7

SPECIFICATIONS (COMPACT CASSETTE TYPE)



Model No.	Indoor unit		AUYG07LV	AUYG09LV	AUYG12LV	AUYG14LV	AUYG18LV	
kW Class			kW	2.0	2.5	3.5	4.0	5.0
Power Source			V/∅/Hz	230/1/50	230/1/50	230/1/50	230/1/50	230/1/50
Noise	Cooling	H/M/L/Q	dB(A)	33/31/29/27	33/31/29/27	37/33/31/28	40/35/32/29	42/37/33/29
				34/32/29/27	34/32/29/27	37/33/31/28	40/37/34/29	44/40/37/30
Air Flow	Cooling	H/M/L/Q	m³/h	540/490/440/390	540/490/440/390	610/530/470/410	680/580/490/410	750/610/520/410
				540/490/440/390	540/490/440/390	610/530/470/410	700/620/550/430	800/710/600/450
Net Dimension			mm	245x570x570	245x570x570	245x570x570	245x570x570	245x570x570
Weight			kg(lbs)	15(33.1)	15(33.1)	15(33.1)	15(33.1)	15(33.1)
Panel				UTG-UFYD-W				
Pipe Size	Liquid/Gas		mm	∅6.35/∅9.52	∅6.35/∅9.52	∅6.35/∅9.52	∅6.35/∅12.7	∅6.35/∅12.7

SPECIFICATIONS (SLIM DUCT TYPE)



Model No.	Indoor unit		ARYG07LL	ARYG09LL	ARYG12LL	ARYG14LL	ARYG18LL	
kW Class			kW	2.0	2.5	3.5	4.0	5.0
Power Source			V/∅/Hz	230/1/50	230/1/50	230/1/50	230/1/50	230/1/50
Noise	Cooling	H/M/L/Q	dB(A)	28/26/25/24	28/27/26/25	29/28/27/26	32/30/28/26	32/31/30/29
				28/26/25/24	28/26/25/24	29/28/27/24	33/30/28/25	33/32/31/29
Air Flow	Cooling	H/M/L/Q	m³/h	550/490/470/440	600/550/500/450	650/600/550/480	800/700/600/480	940/880/820/750
				550/490/470/440	600/550/500/450	650/600/550/480	800/700/600/480	940/880/820/750
Net Dimension			mm	198x700x620	198x700x620	198x700x620	198x700x620	198x900x620
Weight			kg(lbs)	17(37.5)	19(41.8)	19(41.8)	19(41.8)	23(50.6)
Pipe Size	Liquid/Gas		mm	∅6.35/∅9.52	∅6.35/∅9.52	∅6.35/∅9.52	∅6.35/∅12.7	∅6.35/∅12.7
External static pressure				0 to 90				
Drain pump				Standard				

Multi Combination Table

2 Rooms Multi cooling

AOYG14LAC2	Combination of indoor unit		COOLING OPERATION					EER	Energy efficiency class
			Cooling Capacity			Input Power (min-max)			
			Room 1	Room 2	Total Capacity (min-max)				
		KW	KW	KW	KW				
1 Room	7	-	2.10	-	2.10 (1.2 - 2.7)	0.59 (0.30 - 0.76)		3.56	A
	9	-	2.50	-	2.50 (1.2 - 3.2)	0.65 (0.30 - 1.03)		3.85	A
	12	-	3.50	-	3.50 (1.2 - 3.7)	1.04 (0.30 - 1.21)		3.37	A
2 Room	7	7	2.00	2.00	4.00 (1.4 - 4.4)	1.09 (0.35 - 1.40)		3.67	A
	7	9	1.95	2.05	4.00 (1.4 - 4.4)	1.09 (0.35 - 1.40)		3.67	A
	7	12	1.65	2.35	4.00 (1.4 - 4.6)	1.05 (0.35 - 1.47)		3.81	A
	9	9	2.00	2.00	4.00 (1.4 - 4.5)	1.09 (0.35 - 1.43)		3.67	A
	9	12	1.70	2.30	4.00 (1.4 - 4.7)	1.05 (0.35 - 1.47)		3.81	A

AOYG18LAC2	Combination of indoor unit		COOLING OPERATION					EER	Energy efficiency class
			Cooling Capacity			Input Power (min-max)			
			Room 1	Room 2	Total Capacity (min-max)				
		KW	KW	KW	KW				
1 Room	7	-	2.10	-	2.10 (1.4 - 2.7)	0.48 (0.30 - 0.72)		4.38	A
	9	-	2.50	-	2.50 (1.4 - 3.2)	0.64 (0.30 - 1.05)		3.94	A
	12	-	3.50	-	3.50 (1.4 - 3.7)	1.02 (0.30 - 1.34)		3.43	A
2 Room	7	7	2.10	2.10	4.20 (1.7 - 5.2)	1.24 (0.35 - 1.68)		3.39	A
	7	9	2.10	2.50	4.60 (1.7 - 5.3)	1.26 (0.35 - 1.79)		3.65	A
	7	12	1.90	3.10	5.00 (1.7 - 5.6)	1.55 (0.35 - 1.95)		3.23	A
	9	9	2.50	2.50	5.00 (1.7 - 5.6)	1.66 (0.35 - 1.95)		3.21	A
	9	12	2.10	2.90	5.00 (1.7 - 5.7)	1.65 (0.35 - 1.95)		3.23	A
	12	9	2.50	2.50	5.00 (1.7 - 5.8)	1.66 (0.35 - 1.99)		3.21	A
	12	12	2.50	2.50	5.00 (1.7 - 5.8)	1.66 (0.35 - 1.99)		3.21	A

3 Rooms Multi cooling

AOYG18LAT3	Combination of indoor unit			COOLING OPERATION					EER	Energy efficiency class	
				Cooling Capacity				Input Power (min-max)			
				Room 1	Room 2	Room 3	Total Capacity (min-max)				
			KW	KW	KW	KW	KW				
1 Room	7	-	-	2.30	-	-	2.30 (1.5 - 2.7)	0.65 (0.45 - 0.75)		3.54	A
	9	-	-	2.70	-	-	2.70 (1.5 - 3.3)	0.80 (0.45 - 1.09)		3.38	A
	12	-	-	3.50	-	-	3.50 (1.5 - 3.7)	1.09 (0.45 - 1.15)		3.21	A
	14	-	-	4.20	-	-	4.20 (1.5 - 4.8)	1.16 (0.45 - 1.41)		3.62	A
2 Room	7	7	-	2.30	2.30	-	4.60 (1.8 - 5.0)	1.22 (0.50 - 1.43)		3.77	A
	9	7	-	2.70	2.30	-	5.00 (1.8 - 5.7)	1.35 (0.50 - 1.81)		3.70	A
	12	7	-	3.02	1.98	-	5.00 (1.8 - 6.1)	1.34 (0.50 - 2.06)		3.73	A
	14	7	-	3.42	1.88	-	5.30 (1.8 - 6.6)	1.34 (0.50 - 2.06)		3.96	A
	9	9	-	2.50	2.50	-	5.00 (1.8 - 6.2)	1.35 (0.50 - 2.06)		3.70	A
	12	9	-	2.82	2.18	-	5.00 (1.8 - 6.3)	1.35 (0.50 - 2.06)		3.70	A
	14	9	-	3.23	2.07	-	5.30 (1.8 - 6.7)	1.35 (0.50 - 2.06)		3.93	A
	12	12	-	2.55	2.55	-	5.10 (1.8 - 6.3)	1.35 (0.50 - 2.06)		3.78	A
3 Room	14	12	-	2.89	2.41	-	5.30 (1.8 - 6.7)	1.35 (0.50 - 2.06)		3.93	A
	7	7	7	1.80	1.80	1.80	5.40 (1.8 - 6.8)	1.34 (0.50 - 2.06)		4.03	A
	9	7	7	2.00	1.70	1.70	5.40 (1.8 - 6.8)	1.35 (0.50 - 2.06)		4.00	A
	12	7	7	2.33	1.53	1.53	5.40 (1.8 - 6.8)	1.35 (0.50 - 2.06)		4.00	A
	14	7	7	2.58	1.41	1.41	5.40 (2.0 - 6.8)	1.35 (0.60 - 2.06)		4.00	A
	9	9	7	1.89	1.89	-	5.40 (1.8 - 6.8)	1.35 (0.50 - 2.06)		4.00	A
	12	9	7	2.22	1.72	1.46	5.40 (1.8 - 6.8)	1.35 (0.50 - 2.06)		4.00	A
	14	9	7	2.47	1.58	1.35	5.40 (2.0 - 6.8)	1.35 (0.60 - 2.06)		4.00	A
	9	9	9	1.80	1.80	1.80	5.40 (1.8 - 6.8)	1.35 (0.50 - 2.06)		4.00	A
	12	9	9	2.12	1.64	1.64	5.40 (1.8 - 6.8)	1.35 (0.50 - 2.06)		4.00	A

AOYG24LAT3	Combination of indoor unit			COOLING OPERATION					EER	Energy efficiency class	
				Cooling Capacity				Input Power (min-max)			
				Room 1	Room 2	Room 3	Total (min-max)				
			KW	KW	KW	KW	KW				
1 Room	7	-	-	2.30	-	-	2.30 (1.5 - 2.7)	0.65 (0.45 - 0.75)		3.54	A
	9	-	-	2.70	-	-	2.70 (1.5 - 3.3)	0.80 (0.45 - 1.09)		3.38	A
	12	-	-	3.50	-	-	3.50 (1.5 - 3.7)	1.09 (0.45 - 1.15)		3.21	A
	14	-	-	4.20	-	-	4.20 (1.5 - 4.8)	1.16 (0.45 - 1.41)		3.62	A
	18	-	-	5.00	-	-	5.00 (1.8 - 5.6)	1.60 (0.50 - 1.96)		3.33	A
2 Room	7	7	-	2.30	2.30	-	4.60 (1.8 - 5.0)	1.20 (0.50 - 1.40)		3.83	A
	9	7	-	2.70	2.30	-	5.00 (1.8 - 5.7)	1.36 (0.50 - 1.78)		3.68	A
	12	7	-	3.42	2.38	-	5.80 (1.8 - 6.1)	1.70 (0.50 - 1.97)		3.41	A
	14	7	-	4.13	2.37	-	6.50 (1.8 - 7.2)	1.91 (0.50 - 2.46)		3.40	A
	18	7	-	4.52	2.08	-	6.60 (1.8 - 7.8)	1.91 (0.50 - 2.87)		3.46	A
	9	9	-	2.75	2.75	-	5.50 (1.8 - 6.2)	1.65 (0.50 - 2.02)		3.55	A
	12	9	-	3.41	2.79	-	6.20 (1.8 - 6.8)	1.90 (0.50 - 2.45)		3.28	A
	14	9	-	3.94	2.66	-	6.60 (1.8 - 7.7)	1.91 (0.50 - 2.77)		3.46	A
	18	9	-	4.35	2.35	-	6.70 (1.8 - 7.9)	1.91 (0.50 - 2.87)		3.51	A
	12	12	-	3.15	3.15	-	6.30 (1.8 - 7.2)	1.90 (0.50 - 2.74)		3.32	A
	14	12	-	3.67	3.03	-	6.70 (1.8 - 7.8)	1.91 (0.50 - 2.87)		3.51	A
	18	12	-	4.04	2.66	-	6.70 (1.8 - 7.9)	1.92 (0.50 - 2.87)		3.49	A
	3 Room	7	7	7	2.27	2.27	2.27	6.80 (1.8 - 7.4)	1.92 (0.50 - 2.37)		3.54
9		7	7	2.52	2.14	2.14	6.80 (1.8 - 7.8)	1.93 (0.50 - 2.60)		3.52	A
12		7	7	2.84	1.98	1.98	6.80 (1.8 - 8.1)	1.93 (0.50 - 2.87)		3.52	A
14		7	7	3.16	1.82	1.82	6.80 (2.0 - 8.4)	1.94 (0.60 - 2.87)		3.51	A
18		7	7	3.54	1.63	1.63	6.80 (2.0 - 8.5)	1.94 (0.60 - 2.87)		3.51	A
9		9	7	2.38	2.38	2.03	6.80 (1.8 - 8.2)	1.93 (0.50 - 2.87)		3.52	A
12		9	7	2.70	2.21	1.88	6.80 (1.8 - 8.2)	1.93 (0.50 - 2.87)		3.52	A
14		9	7	3.02	2.04	1.74	6.80 (2.0 - 8.4)	1.94 (0.60 - 2.87)		3.51	A
18		9	7	3.40	1.84	1.56	6.80 (2.0 - 8.5)	1.94 (0.60 - 2.87)		3.51	A
12		12	7	2.52	2.52	1.76	6.80 (1.8 - 8.2)	1.94 (0.50 - 2.87)		3.51	A
14		12	7	2.83	2.34	1.63	6.80 (2.0 - 8.5)	1.94 (0.60 - 2.87)		3.51	A
9		9	9	2.27	2.27	2.27	6.80 (1.8 - 8.2)	1.94 (0.50 - 2.87)		3.51	A
12		9	9	2.58	2.11	2.11	6.80 (1.8 - 8.3)	1.94 (0.50 - 2.87)		3.51	A
14		9	9	2.89	1.95	1.95	6.80 (2.0 - 8.5)	1.94 (0.60 - 2.87)		3.51	A
18		9	9	3.27	1.77	1.77	6.80 (2.0 - 8.5)	1.94 (0.60 - 2.87)		3.51	A
12		12	9	2.41	2.41	1.97	6.80 (1.8 - 8.3)	1.94 (0.50 - 2.87)		3.51	A
14		12	9	2.72	2.24	1.84	6.80 (2.0 - 8.5)	1.94 (0.60 - 2.87)		3.51	A
12		12	12	2.27	2.27	2.27	6.80 (1.8 - 8.3)	1.94 (0.50 - 2.87)		3.51	A

Note: -Indoor unit combinations shown here are the patterns of units operating, not patterns of units connectable. However, at least 2 or more indoor units should be connected.
 *Cooling capacity is based on 27°CDB/19°CWB (indoor temperature), 35°CDB (outdoor temperature).
 *Pipe Length: 7.5m, Height difference: 0m (Outdoor unit to Indoor unit)

*1: When ASYG18L is connected, connect at least 1 wall mounted type for 9kBTU.

2 Rooms Multi heating

AOYG14LAC2	Combination of indoor unit			HEATING OPERATION					COP	Energy efficiency class
				Heating Capacity			Input Power (min-max)			
				Room 1	Room 2	Total Capacity (min-max)				
				KW	KW	KW	KW			
1 Room	7	-	-	2.70	-	2.70 (0.9 - 3.3)	0.64 (0.25 - 0.89)	4.22	A	
	9	-	-	3.30	-	3.30 (0.9 - 4.2)	0.87 (0.25 - 1.37)	3.79	A	
	12	-	-	4.00	-	4.00 (0.9 - 4.8)	1.13 (0.25 - 1.59)	3.54	A	
2 Room	7	7	-	2.20	2.20	4.40 (1.1 - 5.4)	1.03 (0.25 - 1.78)	4.27	A	
	7	9	-	2.15	2.25	4.40 (1.1 - 5.4)	1.03 (0.25 - 1.78)	4.27	A	
	7	12	-	1.95	2.45	4.40 (1.1 - 5.5)	1.02 (0.25 - 1.76)	4.31	A	
	9	9	-	2.20	2.20	4.40 (1.1 - 5.4)	1.03 (0.25 - 1.78)	4.27	A	
	9	12	-	2.00	2.40	4.40 (1.1 - 5.5)	1.02 (0.25 - 1.76)	4.31	A	

AOYG18LAC2	Combination of indoor unit			HEATING OPERATION					COP	Energy efficiency class
				Heating Capacity			Input Power (min-max)			
				Room 1	Room 2	Total Capacity (min-max)				
				KW	KW	KW	KW			
1 Room	7	-	-	2.70	-	2.70 (1.4 - 3.3)	0.64 (0.40 - 1.07)	4.22	A	
	9	-	-	3.30	-	3.30 (1.4 - 4.2)	0.92 (0.40 - 1.47)	3.61	A	
	12	-	-	4.00	-	4.00 (1.4 - 4.8)	1.14 (0.40 - 1.70)	3.51	B	
	7	7	-	2.70	2.70	5.40 (1.8 - 6.0)	1.24 (0.50 - 1.81)	4.37	A	
2 Room	7	9	-	2.50	3.00	5.50 (1.8 - 6.0)	1.36 (0.50 - 1.87)	4.04	A	
	7	12	-	2.30	3.30	5.60 (1.8 - 6.1)	1.38 (0.50 - 1.88)	4.06	A	
	9	9	-	2.80	2.80	5.60 (1.8 - 6.1)	1.41 (0.50 - 1.90)	3.97	A	
	9	12	-	2.45	3.15	5.60 (1.8 - 6.2)	1.38 (0.50 - 1.88)	4.07	A	
	12	12	-	2.80	2.80	5.60 (1.8 - 6.3)	1.34 (0.50 - 1.84)	4.18	A	
	7	7	7	2.70	2.70	5.40 (2.0 - 6.1)	1.59 (0.52 - 1.93)	3.40	B	
	9	7	-	3.25	2.75	6.00 (2.0 - 6.4)	1.87 (0.52 - 2.06)	3.21	C	
	12	7	-	3.71	2.59	6.30 (2.0 - 6.5)	1.98 (0.52 - 2.06)	3.18	D	

3 Rooms Multi heating

AOYG18LAT3	Combination of indoor unit			HEATING OPERATION					COP	Energy efficiency class
				Heating Capacity			Input Power (min-max)			
				Room 1	Room 2	Room 3		Total Capacity (min-max)		
				KW	KW	KW	KW			
1 Room	7	-	-	2.70	-	-	2.70 (1.5 - 3.3)	0.83 (0.43 - 1.00)	3.25	C
	9	-	-	3.30	-	-	3.30 (1.5 - 4.2)	1.00 (0.42 - 1.30)	3.30	C
	12	-	-	3.80	-	-	3.80 (1.5 - 4.8)	1.26 (0.42 - 1.62)	3.02	D
	14	-	-	4.80	-	-	4.80 (1.5 - 5.8)	1.30 (0.42 - 1.70)	3.69	B
2 Room	7	7	-	2.70	2.70	-	5.40 (2.0 - 6.1)	1.59 (0.52 - 1.93)	3.40	B
	9	7	-	3.25	2.75	-	6.00 (2.0 - 6.4)	1.87 (0.52 - 2.06)	3.21	C
	12	7	-	3.71	2.59	-	6.30 (2.0 - 6.5)	1.98 (0.52 - 2.06)	3.18	D
	14	7	-	4.29	2.51	-	6.80 (2.0 - 7.1)	1.92 (0.50 - 2.06)	3.54	B
	9	9	-	3.15	3.15	-	6.30 (2.0 - 6.5)	1.98 (0.52 - 2.06)	3.18	D
	12	9	-	3.51	2.89	-	6.40 (2.0 - 6.6)	1.99 (0.52 - 2.06)	3.22	C
	14	9	-	4.03	2.77	-	6.80 (2.0 - 7.2)	1.91 (0.50 - 2.06)	3.56	B
	12	12	-	3.20	3.20	-	6.40 (2.0 - 6.6)	1.98 (0.52 - 2.06)	3.23	C
3 Room	14	12	-	3.71	3.09	-	6.80 (2.0 - 7.3)	1.90 (0.50 - 2.06)	3.58	B
	7	7	7	2.23	2.23	2.23	6.70 (2.0 - 7.7)	1.70 (0.50 - 2.06)	3.94	A
	9	7	7	2.52	2.14	2.14	6.80 (2.0 - 7.8)	1.70 (0.50 - 2.06)	4.00	A
	12	7	7	2.83	1.98	1.98	6.80 (2.0 - 7.8)	1.69 (0.50 - 2.06)	4.02	A
	14	7	7	3.14	1.83	1.83	6.80 (2.0 - 8.0)	1.62 (0.50 - 2.06)	4.20	A
	9	9	7	2.39	2.39	2.03	6.80 (2.0 - 7.8)	1.69 (0.50 - 2.06)	3.91	A
	12	9	7	2.69	2.22	1.89	6.80 (2.0 - 7.9)	1.68 (0.50 - 2.06)	4.05	A
	14	9	7	2.99	2.06	1.75	6.80 (2.0 - 8.0)	1.62 (0.50 - 2.06)	4.20	A
	9	9	9	2.27	2.27	2.27	6.80 (2.0 - 7.9)	1.68 (0.50 - 2.06)	4.05	A
	12	9	9	2.57	2.12	2.12	6.80 (2.0 - 7.9)	1.67 (0.50 - 2.06)	4.07	A

AOYG24LAT3	Combination of indoor unit			HEATING OPERATION					COP	Energy efficiency class
				Heating Capacity			Input Power (min-max)			
				Room 1	Room 2	Room 3		Total Capacity (min-max)		
				KW	KW	KW	KW			
1 Room	7	-	-	2.70	-	-	2.70 (1.5 - 3.3)	0.83 (0.43 - 1.00)	3.25	C
	9	-	-	3.30	-	-	3.30 (1.5 - 4.2)	1.00 (0.42 - 1.30)	3.30	C
	12	-	-	3.80	-	-	3.80 (1.5 - 4.8)	1.26 (0.42 - 1.62)	3.02	D
	14	-	-	4.80	-	-	4.80 (1.5 - 5.8)	1.30 (0.42 - 1.70)	3.69	B
	18	-	-	6.00	-	-	6.00 (1.6 - 7.1)	1.85 (0.42 - 2.40)	3.24	B
2 Room	7	7	-	2.75	2.75	-	5.50 (2.0 - 6.1)	1.55 (0.52 - 1.93)	3.55	B
	9	7	-	3.30	2.80	-	6.10 (2.0 - 7.0)	1.82 (0.52 - 2.52)	3.35	C
	12	7	-	4.12	2.88	-	7.00 (2.0 - 7.3)	2.31 (0.52 - 2.66)	3.03	D
	14	7	-	4.80	2.80	-	7.60 (2.0 - 8.3)	2.28 (0.50 - 2.87)	3.33	C
	18	7	-	5.39	2.51	-	7.90 (2.0 - 8.3)	2.34 (0.50 - 2.87)	3.38	C
	9	9	-	3.30	3.30	-	6.60 (2.0 - 7.4)	2.04 (0.52 - 2.68)	3.24	C
	12	9	-	4.00	3.30	-	7.30 (2.0 - 7.7)	2.43 (0.52 - 2.87)	3.02	D
	14	9	-	4.68	3.22	-	7.90 (2.0 - 8.3)	2.38 (0.50 - 2.87)	3.32	C
	18	9	-	5.16	2.84	-	8.00 (2.0 - 8.5)	2.32 (0.50 - 2.87)	3.45	B
	12	12	-	3.80	3.80	-	7.60 (2.0 - 7.8)	2.54 (0.52 - 2.87)	2.99	D
	14	12	-	4.31	3.59	-	7.90 (2.0 - 8.4)	2.37 (0.50 - 2.87)	3.33	C
	3 Room	18	12	-	4.80	3.20	-	8.00 (2.0 - 8.6)	2.31 (0.50 - 2.87)	3.46
7		7	7	2.47	2.47	2.47	7.40 (2.0 - 8.6)	2.05 (0.50 - 2.68)	3.61	A
9		7	7	2.86	2.42	2.42	7.70 (2.0 - 8.8)	2.11 (0.50 - 2.87)	3.65	A
12		7	7	3.25	2.28	2.28	7.80 (2.0 - 8.9)	2.10 (0.50 - 2.80)	3.71	A
14		7	7	3.65	2.13	2.13	7.90 (2.0 - 9.2)	2.02 (0.50 - 2.72)	3.91	A
18		7	7	4.09	1.91	1.91	7.90 (2.0 - 9.2)	2.00 (0.50 - 2.70)	3.95	A
9		9	7	2.74	2.74	2.32	7.80 (2.0 - 9.0)	2.10 (0.50 - 2.87)	3.71	A
12		9	7	3.09	2.55	2.16	7.80 (2.0 - 9.1)	2.09 (0.50 - 2.87)	3.73	A
14		9	7	3.52	2.42	2.06	8.00 (2.0 - 9.2)	2.02 (0.50 - 2.72)	3.96	A
18		9	7	3.97	2.18	1.85	8.00 (2.0 - 9.2)	2.00 (0.50 - 2.69)	4.00	A
12		12	7	2.93	2.93	2.05	7.90 (2.0 - 9.1)	2.08 (0.50 - 2.87)	3.80	A
14		12	7	3.31	2.76	1.93	8.00 (2.0 - 9.2)	2.01 (0.50 - 2.70)	3.98	A
9		9	9	2.63	2.63	2.63	7.90 (2.0 - 9.1)	2.09 (0.50 - 2.87)	3.78	A
12		9	9	2.98	2.46	2.46	7.90 (2.0 - 9.2)	2.08 (0.50 - 2.87)	3.80	A
14		9	9	3.37	2.32	2.32	8.00 (2.0 - 9.2)	2.00 (0.50 - 2.70)	4.00	A
18		9	9	3.81	2.10	2.10	8.00 (2.0 - 9.2)	1.98 (0.50 - 2.68)	4.04	A
12		12	9	2.83	2.83	2.34	8.00 (2.0 - 9.2)	2.07 (0.50 - 2.80)	3.86	A
14		12	9	3.17	2.64	2.18	8.00 (2.0 - 9.2)	2.00 (0.50 - 2.69)	4.00	A
12	12	12	2.67	2.67	2.67	8.00 (2.0 - 9.2)	2.06 (0.50 - 2.78)	3.88	A	

Note: •Indoor unit combinations shown here are the patterns of units operating, not patterns of units connectable. However, at least 2 or more indoor units should be connected.
 •Heating capacity is based on 20°CDB (indoor temperature), 7°CDB/6°CWB (outdoor temperature).
 •Pipe Length: 7.5m, Height difference: 0m (Outdoor unit to Indoor unit)

*1: When ASYG18L is connected, connect at least 1 wall mounted type for 9kBTU.

Multi Combination Table

4 Rooms Multi cooling

AOYG30LAT4	Combination of indoor unit				COOLING OPERATION							
					Cooling Capacity				Total Capacity (min-max) KW	Input Power (min-max) KW	EER	Energy efficiency class
					Room 1	Room 2	Room 3	Room 4				
					KW	KW	KW	KW				
1 Room	7	-	-	-	2.30	-	-	-	2.30 (1.6 - 2.7)	0.78 (0.56 - 0.99)	2.95	C
	9	-	-	-	2.70	-	-	-	2.70 (1.6 - 3.4)	0.94 (0.56 - 1.25)	2.87	C
	12	-	-	-	3.50	-	-	-	3.50 (1.6 - 3.8)	1.24 (0.56 - 1.40)	2.82	C
	14	-	-	-	4.00	-	-	-	4.00 (1.7 - 4.5)	1.40 (0.57 - 1.68)	2.86	C
	18	-	-	-	5.20	-	-	-	5.20 (1.7 - 6.0)	1.68 (0.56 - 2.20)	3.10	B
	24	-	-	-	6.80	-	-	-	6.80 (1.8 - 7.4)	2.40 (0.56 - 2.86)	2.83	C
	7	7	-	-	2.30	2.30	-	-	4.60 (1.8 - 5.2)	1.42 (0.60 - 1.62)	3.24	A
	9	7	-	-	2.70	2.30	-	-	5.00 (1.8 - 6.0)	1.60 (0.60 - 2.16)	3.13	B
	12	7	-	-	3.50	2.30	-	-	5.80 (1.8 - 6.2)	2.00 (0.60 - 2.20)	2.90	C
	14	7	-	-	4.00	2.30	-	-	6.30 (1.8 - 7.1)	2.15 (0.60 - 2.50)	2.93	C
2 Room	18	7	-	-	4.80	2.10	-	-	6.90 (2.8 - 8.2)	2.10 (0.90 - 2.85)	3.29	A
	24	7	-	-	5.40	1.80	-	-	7.20 (2.8 - 9.3)	2.16 (0.90 - 3.58)	3.33	A
	9	9	-	-	2.70	2.70	-	-	5.40 (1.8 - 6.4)	1.68 (0.60 - 2.23)	3.21	A
	12	9	-	-	3.50	2.70	-	-	6.20 (2.8 - 6.8)	2.16 (0.90 - 2.50)	2.87	C
	14	9	-	-	4.00	2.70	-	-	6.70 (2.8 - 7.8)	2.35 (0.90 - 2.90)	2.85	C
	18	9	-	-	4.60	2.40	-	-	7.00 (2.8 - 8.7)	2.15 (0.90 - 3.25)	3.26	A
	24	9	-	-	5.23	2.07	-	-	7.30 (2.8 - 9.5)	2.15 (0.90 - 3.52)	3.40	A
	12	12	-	-	3.35	3.35	-	-	6.70 (2.8 - 7.3)	2.36 (0.90 - 2.80)	2.84	C
	14	12	-	-	3.68	3.22	-	-	6.90 (2.8 - 8.5)	2.18 (0.90 - 3.30)	3.17	B
	18	12	-	-	4.18	2.82	-	-	7.00 (2.8 - 9.1)	2.15 (0.90 - 3.52)	3.26	A
3 Room	24	12	-	-	4.82	2.48	-	-	7.30 (2.8 - 9.5)	2.15 (0.90 - 3.52)	3.40	A
	14	14	-	-	3.55	3.55	-	-	7.10 (2.8 - 9.0)	2.20 (0.90 - 3.40)	3.23	A
	18	14	-	-	4.07	3.13	-	-	7.20 (2.8 - 9.3)	2.20 (0.90 - 3.52)	3.27	A
	24	14	-	-	4.66	2.74	-	-	7.40 (3.4 - 9.7)	2.20 (1.10 - 3.52)	3.36	A
	18	18	-	-	3.70	3.70	-	-	7.40 (3.4 - 9.7)	2.20 (1.10 - 3.52)	3.36	A
	24	18	-	-	4.25	3.25	-	-	7.50 (3.4 - 9.9)	2.20 (1.10 - 3.52)	3.41	A
	7	7	7	-	2.30	2.30	2.30	-	6.90 (1.8 - 7.5)	2.20 (0.60 - 2.44)	3.14	B
	9	7	7	-	2.70	2.30	2.30	-	7.30 (2.8 - 7.7)	2.35 (0.90 - 2.55)	3.11	B
	12	7	7	-	3.02	1.99	1.99	-	7.00 (2.8 - 8.2)	2.17 (0.90 - 2.90)	3.23	A
	14	7	7	-	3.27	1.96	1.96	-	7.20 (1.6 - 8.9)	2.22 (0.68 - 3.43)	3.24	A
4 Room	18	7	7	-	4.08	1.81	1.81	-	7.70 (2.8 - 10.0)	2.22 (0.98 - 3.55)	3.47	A
	24	7	7	-	4.57	1.61	1.61	-	7.80 (2.8 - 10.1)	2.19 (0.98 - 3.53)	3.56	A
	9	9	7	-	2.45	2.09	2.09	-	7.00 (2.8 - 8.3)	2.17 (0.90 - 2.90)	3.23	A
	12	9	7	-	2.78	2.34	2.08	-	7.20 (1.6 - 8.9)	2.22 (0.68 - 3.41)	3.24	A
	14	9	7	-	3.16	2.14	1.90	-	7.20 (2.8 - 9.1)	2.22 (0.98 - 3.56)	3.24	A
	18	9	7	-	3.96	1.98	1.76	-	7.70 (2.8 - 9.9)	2.22 (0.98 - 3.56)	3.47	A
	24	9	7	-	4.46	1.77	1.57	-	7.80 (2.8 - 10.1)	2.19 (0.98 - 3.53)	3.56	A
	12	12	7	-	2.62	2.62	1.96	-	7.20 (1.6 - 9.1)	2.22 (0.68 - 3.54)	3.24	A
	14	12	7	-	3.04	2.43	1.83	-	7.30 (2.8 - 9.2)	2.22 (0.98 - 3.56)	3.29	A
	18	12	7	-	3.78	2.24	1.68	-	7.70 (2.8 - 9.9)	2.22 (0.98 - 3.56)	3.47	A
1 Room	24	12	7	-	4.28	2.01	1.51	-	7.80 (2.8 - 10.1)	2.19 (0.98 - 3.56)	3.56	A
	14	14	7	-	2.81	2.81	1.68	-	7.30 (2.8 - 9.3)	2.22 (0.98 - 3.58)	3.29	A
	18	14	7	-	3.52	2.61	1.57	-	7.70 (3.5 - 10.0)	2.22 (1.17 - 3.58)	3.47	A
	24	14	7	-	4.07	2.39	1.44	-	7.90 (3.5 - 10.1)	2.20 (1.17 - 3.58)	3.59	A
	18	18	7	-	3.19	3.19	1.42	-	7.80 (3.5 - 10.1)	2.22 (1.17 - 3.58)	3.51	A
	24	18	7	-	3.68	2.92	1.30	-	7.90 (4.7 - 10.1)	2.22 (1.27 - 3.58)	3.56	A
	9	9	9	-	2.40	2.40	2.40	-	7.20 (2.8 - 8.9)	2.22 (0.98 - 3.42)	3.24	A
	12	9	9	-	2.68	2.26	2.26	-	7.20 (2.8 - 9.1)	2.22 (0.98 - 3.54)	3.24	A
	14	9	9	-	3.11	2.10	2.10	-	7.30 (2.8 - 9.2)	2.22 (0.98 - 3.57)	3.29	A
	18	9	9	-	3.85	1.93	1.93	-	7.70 (2.8 - 9.9)	2.22 (0.98 - 3.56)	3.47	A
2 Room	24	9	9	-	4.35	1.73	1.73	-	7.80 (2.8 - 10.1)	2.20 (1.17 - 3.54)	3.55	A
	12	12	9	-	2.53	2.53	2.14	-	7.20 (2.8 - 9.1)	2.22 (0.98 - 3.54)	3.24	A
	14	12	9	-	2.95	2.36	1.99	-	7.30 (2.8 - 9.2)	2.22 (0.98 - 3.57)	3.29	A
	18	12	9	-	3.68	2.18	1.84	-	7.70 (2.8 - 9.9)	2.22 (0.98 - 3.56)	3.47	A
	24	12	9	-	4.18	1.97	1.66	-	7.80 (2.8 - 10.1)	2.19 (0.98 - 3.56)	3.56	A
	14	14	9	-	2.73	2.73	1.84	-	7.30 (3.5 - 9.3)	2.22 (1.17 - 3.58)	3.29	A
	18	14	9	-	3.48	2.58	1.74	-	7.80 (3.5 - 10.0)	2.22 (1.17 - 3.58)	3.51	A
	24	14	9	-	3.98	2.34	1.58	-	7.90 (3.5 - 10.1)	2.22 (1.27 - 3.56)	3.56	A
	18	18	9	-	3.12	3.12	1.56	-	7.80 (4.7 - 10.1)	2.22 (1.27 - 3.58)	3.51	A
	12	12	12	-	2.43	2.43	2.43	-	7.30 (2.8 - 9.2)	2.22 (0.98 - 3.55)	3.29	A
3 Room	14	12	12	-	2.85	2.28	2.28	-	7.40 (2.8 - 9.3)	2.22 (0.98 - 3.58)	3.33	A
	18	12	12	-	3.57	2.12	2.12	-	7.80 (3.5 - 10.0)	2.22 (1.17 - 3.57)	3.51	A
	24	12	12	-	4.07	1.92	1.92	-	7.90 (3.5 - 10.1)	2.20 (1.17 - 3.54)	3.59	A
	14	14	12	-	2.64	2.64	2.11	-	7.40 (3.5 - 9.4)	2.22 (1.17 - 3.58)	3.33	A
	18	14	12	-	3.34	2.48	1.98	-	7.80 (3.5 - 10.1)	2.22 (1.17 - 3.58)	3.51	A
	18	18	12	-	3.05	3.05	1.81	-	7.90 (4.7 - 10.1)	2.22 (1.27 - 3.58)	3.56	A
	7	7	7	7	1.90	1.90	1.90	1.90	7.60 (1.6 - 9.6)	2.20 (0.68 - 3.41)	3.45	A
	9	7	7	7	2.07	1.84	1.84	1.84	7.60 (1.6 - 9.8)	2.22 (0.68 - 3.54)	3.42	A
	12	7	7	7	2.37	1.78	1.78	1.78	7.70 (1.6 - 9.9)	2.22 (0.68 - 3.54)	3.47	A
	14	7	7	7	2.75	1.65	1.65	1.65	7.70 (2.8 - 9.9)	2.22 (0.98 - 3.56)	3.47	A
4 Room	18	7	7	7	3.43	1.52	1.52	1.52	8.00 (2.8 - 10.1)	2.20 (0.98 - 3.55)	3.64	A
	9	9	7	7	2.04	2.04	1.81	1.81	7.70 (2.8 - 9.7)	2.22 (0.98 - 3.42)	3.47	A
	12	9	7	7	2.30	1.94	1.73	1.73	7.70 (2.8 - 9.9)	2.22 (0.98 - 3.55)	3.47	A
	14	9	7	7	2.68	1.81	1.61	1.61	7.70 (2.8 - 10.0)	2.22 (0.98 - 3.57)	3.47	A
	18	9	7	7	3.35	1.67	1.49	1.49	8.00 (3.5 - 10.1)	2.20 (1.17 - 3.55)	3.64	A
	12	12	7	7	2.20	2.20	1.65	1.65	7.70 (2.8 - 10.0)	2.22 (0.98 - 3.55)	3.47	A
	14	12	7	7	2.60	2.08	1.56	1.56	7.80 (2.8 - 10.0)	2.22 (0.98 - 3.57)	3.51	A
	18	12	7	7	3.22	1.91	1.43	1.43	8.00 (3.5 - 10.1)	2.20 (1.17 - 3.56)	3.64	A
	14	14	7	7	2.50	2.50	1.50	1.50	8.00 (3.5 - 10.1)	2.22 (1.17 - 3.58)	3.60	A
	18	14	7	7	3.04	2.25	1.35	1.35	8.00 (3.5 - 10.1)	2.22 (1.17 - 3.58)	3.60	A
1 Room	9	9	9	7	1.98	1.98	1.98	1.76	7.70 (2.8 - 9.9)	2.22 (0.98 - 3.56)	3.47	A
	12	9	9	7	2.24	1.89	1.89	1.68	7.70 (2.8 - 10.0)	2.22 (0.98 - 3.56)	3.47	A
	14	9	9	7	2.64	1.78	1.78	1.59	7.80 (3.5 - 10.1)	2.22 (1.17 - 3.58)	3.51	A
	18	9	9	7	3.27	1.64	1.64	1.45	8.00 (3.5 - 10.1)	2.22 (1.17 - 3.56)	3.60	A
	12	12	9	7	2.17	2.17	1.83	1.63	7.80 (2.8 - 10.0)	2.22 (0.98 - 3.56)	3.51	A
	14	12	9	7	2.54	2.03	1.71	1.52	7.80 (3.5 - 10.1)	2.22 (1.17 - 3.58)	3.51	A
	18	12	9	7	3.15	1.87	1.58	1.40	8.00 (3.5 - 10.1)	2.22 (1.17 - 3.56)	3.60	A
	14	14	9	7	2.41	2.41	1.63	1.45	7.90 (3.5 - 10.1)	2.22 (1.17 - 3.58)	3.56	A
	18	14	9	7	2.98	2.21	1.49	1.32	8.00 (4.7 - 10.1)	2.22 (1.27 - 3.57)	3.60	A
	12	12	12	7	2.08	2.08	2.08	1.56	7.80 (2.8 - 10.1)	2.22 (0.98 - 3.56)	3.51	A
2 Room	14	12	12	7	2.47	1.98	1.98	1.48	7.90 (3.5 - 10.1)	2.22 (1.17 - 3.58)	3.56	A
	18	12	12	7	3.04	1.80	1.80	1.35	8.00 (3.5 - 10.1)	2.22 (1.17 - 3.56)	3.60	A
	14	14	12	7	2.32	2.32	1.86	1.39	7.90 (3.5 - 10.1)	2.22 (1.17 - 3.58)	3.56	A
	9	9	9	9	1.93	1.93	1.93	1.93	7.70 (3.5 - 10.0)	2.22 (1.17 - 3.56)	3.47	A
	12	9	9	9	2.21	1.86	1.86	1.86	7.80 (3.5 - 10.0)	2.22 (1.17 - 3.57)	3.51	A
	14	9	9	9	2.58	1.74	1.74	1.74	7.80 (3.5 - 10.1)	2.22 (1.17 - 3.58)	3.51	A
	18 ¹	9	9	9	3.20	1.60	1.60	1.60	8.00 (4.7 - 10.1)	2.22 (1.27 - 3.58)	3.60	A
	12	12	9	9	2.12	2.12	1.78	1.78	7.80 (3.5 - 10.1)	2.22 (1.17 - 3.58)	3.51	A
	14	12	9	9	2.48	1.98	1.67	1.67	7.80 (3.5 - 10.1)	2.22 (1.17 - 3.58)	3.51	A
	18 ²	12	9	9	3.09	1.83	1.54	1.54	8.00 (4.7 - 10.1)	2.22 (1.27 - 3.58)	3.60	A
14	14	9	9	2.36	2.36	1.59	1.59	7.90 (4.7 - 10.1)	2.22 (1.27 - 3.58)	3.56	A	
12	12	12	9	2.03	2.03	2.03	1.71	7.80 (3.5 - 10.1)	2.22 (1.17 - 3.58)	3.51	A	
14	12	12	9	2.41	1.93	1.63	1.63	7.90 (3.5 - 10.1)	2.22 (1.17 - 3.58)	3.56	A	
14	14	12	9	2.27	2.27	1.82	1.53	7.90 (4.7 - 10.1)	2.22 (1.27 - 3.58)	3.56	A	

4 Rooms Multi heating

AOYG30LAT4	Combination of indoor unit				HEATING OPERATION							
					Heating Capacity					Input Power (min-max)	COP	Energy efficiency class
					Room 1	Room 2	Room 3	Room 4	Total Capacity (min-max)			
					KW	KW	KW	KW	KW			
1 Room	7	-	-	-	2.70	-	-	-	2.70 (1.5 - 3.3)	1.00 (0.55 - 1.25)	2.70	E
	9	-	-	-	3.30	-	-	-	3.30 (1.5 - 3.7)	1.22 (0.55 - 1.41)	2.70	E
	12	-	-	-	3.80	-	-	-	3.80 (1.5 - 4.5)	1.40 (0.55 - 1.80)	2.71	E
	14	-	-	-	4.80	-	-	-	4.80 (1.7 - 5.8)	1.48 (0.58 - 1.90)	3.24	C
	18	-	-	-	6.00	-	-	-	6.00 (3.2 - 7.1)	1.90 (0.90 - 2.46)	3.16	D
	24	-	-	-	8.20	-	-	-	8.20 (3.2 - 9.0)	2.78 (0.90 - 3.33)	2.95	D
	7	7	-	-	2.70	2.70	-	-	5.40 (1.7 - 5.9)	1.58 (0.55 - 1.80)	3.42	B
	9	7	-	-	3.30	2.70	-	-	6.00 (1.7 - 7.2)	1.76 (0.55 - 2.50)	3.41	B
	12	7	-	-	3.80	2.70	-	-	6.50 (1.7 - 7.2)	2.20 (0.55 - 2.45)	2.95	D
	14	7	-	-	4.80	2.70	-	-	7.50 (3.3 - 8.7)	2.25 (0.90 - 2.88)	3.33	C
2 Room	18	7	-	-	6.00	2.70	-	-	8.70 (3.3 - 9.4)	2.67 (0.90 - 3.00)	3.26	C
	24	7	-	-	7.15	2.35	-	-	9.50 (3.3 - 10.7)	2.70 (0.90 - 3.50)	3.52	B
	9	9	-	-	3.30	3.30	-	-	6.60 (3.3 - 7.4)	2.02 (0.90 - 2.50)	3.27	C
	12	9	-	-	3.80	3.30	-	-	7.10 (1.7 - 8.3)	2.35 (0.55 - 3.08)	3.02	D
	14	9	-	-	4.80	3.30	-	-	8.10 (3.3 - 9.3)	2.67 (0.90 - 3.30)	3.03	D
	18	9	-	-	5.87	3.23	-	-	9.10 (3.3 - 10.1)	2.67 (0.90 - 3.40)	3.41	B
	24	9	-	-	6.77	2.73	-	-	9.50 (3.3 - 11.0)	2.67 (0.90 - 3.50)	3.56	B
	12	12	-	-	3.80	3.80	-	-	7.60 (3.3 - 8.8)	2.65 (0.90 - 3.30)	2.87	D
	14	12	-	-	4.80	3.80	-	-	8.60 (3.3 - 9.8)	3.06 (0.90 - 3.50)	2.81	D
	18	12	-	-	5.69	3.61	-	-	9.30 (3.3 - 10.3)	2.90 (0.90 - 3.50)	3.21	C
3 Room	24	12	-	-	6.56	3.04	-	-	9.60 (3.3 - 11.0)	2.68 (0.90 - 3.50)	3.58	B
	14	14	-	-	4.70	4.70	-	-	9.40 (3.3 - 10.3)	2.93 (0.90 - 3.50)	3.21	C
	18	14	-	-	5.33	4.27	-	-	9.60 (3.3 - 11.1)	2.77 (0.90 - 3.50)	3.47	B
	24	14	-	-	6.06	3.54	-	-	9.60 (4.3 - 11.5)	2.65 (1.02 - 3.50)	3.62	A
	18	18	-	-	4.80	4.80	-	-	9.60 (4.3 - 11.5)	2.65 (1.02 - 3.50)	3.62	A
	24	18	-	-	5.54	4.06	-	-	9.60 (4.3 - 11.6)	2.65 (1.02 - 3.50)	3.62	A
	7	7	7	-	2.70	2.70	2.70	-	8.10 (1.8 - 8.8)	2.30 (0.55 - 2.65)	3.52	B
	9	7	7	-	3.30	2.70	2.70	-	8.70 (3.3 - 9.3)	2.60 (0.90 - 2.85)	3.35	C
	12	7	7	-	3.80	2.70	2.70	-	9.20 (3.3 - 9.7)	2.83 (0.90 - 3.10)	3.25	C
	14	7	7	-	4.15	2.42	2.42	-	9.00 (1.8 - 10.1)	2.66 (0.58 - 3.53)	3.38	C
4 Room	18	7	7	-	4.86	2.27	2.27	-	9.40 (3.3 - 11.2)	2.46 (0.87 - 3.52)	3.82	A
	24	7	7	-	5.44	2.03	2.03	-	9.50 (3.3 - 11.5)	2.47 (0.87 - 3.52)	3.85	A
	9	9	7	-	3.30	3.30	2.70	-	9.30 (3.3 - 9.7)	2.80 (0.90 - 3.10)	3.32	C
	12	9	7	-	3.56	2.94	2.49	-	9.00 (1.8 - 10.0)	2.69 (0.58 - 3.51)	3.35	C
	14	9	7	-	4.00	2.75	2.33	-	9.10 (3.3 - 10.2)	2.64 (0.87 - 3.50)	3.45	B
	18	9	7	-	4.66	2.56	2.17	-	9.40 (3.3 - 11.3)	2.45 (0.87 - 3.50)	3.84	A
	24	9	7	-	5.29	2.33	1.98	-	9.60 (3.3 - 11.5)	2.46 (0.87 - 3.51)	3.80	A
	12	12	7	-	3.33	3.33	2.33	-	9.00 (1.8 - 10.1)	2.66 (0.58 - 3.48)	3.38	C
	14	12	7	-	3.80	3.17	2.22	-	9.20 (3.3 - 10.3)	2.62 (0.87 - 3.48)	3.51	B
	18	12	7	-	4.45	2.97	2.08	-	9.50 (3.3 - 11.4)	2.44 (0.87 - 3.47)	3.89	A
1 Room	24	12	7	-	5.03	2.69	1.88	-	9.60 (3.3 - 11.7)	2.45 (0.87 - 3.56)	3.92	A
	14	14	7	-	3.60	3.60	2.10	-	9.30 (3.3 - 10.6)	2.59 (0.87 - 3.48)	3.59	B
	18	14	7	-	4.19	3.35	1.96	-	9.50 (3.7 - 11.5)	2.42 (0.97 - 3.52)	3.93	A
	24	14	7	-	4.77	3.05	1.78	-	9.60 (3.3 - 11.7)	2.45 (0.87 - 3.56)	3.92	A
	18	18	7	-	3.89	3.89	1.82	-	9.60 (3.7 - 12.0)	2.40 (0.97 - 3.52)	4.00	A
	24	18	7	-	4.42	3.53	1.65	-	9.60 (4.3 - 12.0)	2.40 (1.12 - 3.52)	4.00	A
	9	9	9	-	3.00	3.00	3.00	-	9.00 (3.3 - 10.0)	2.69 (0.87 - 3.51)	3.35	C
	12	9	9	-	3.39	2.80	2.80	-	9.00 (3.3 - 10.1)	2.67 (0.87 - 3.48)	3.37	C
	14	9	9	-	3.87	2.66	2.66	-	9.20 (3.3 - 10.3)	2.63 (0.87 - 3.48)	3.50	B
	18	9	9	-	4.52	2.49	2.49	-	9.50 (3.7 - 11.4)	2.44 (0.97 - 3.48)	3.89	A
2 Room	24	9	9	-	5.11	2.25	2.25	-	9.60 (3.7 - 11.7)	2.45 (0.97 - 3.57)	3.92	A
	12	12	9	-	3.22	3.22	2.65	-	9.10 (3.3 - 10.3)	2.65 (0.87 - 3.52)	3.43	B
	14	12	9	-	3.69	3.07	2.53	-	9.30 (3.3 - 10.5)	2.61 (0.87 - 3.52)	3.56	B
	18	12	9	-	4.29	2.86	2.36	-	9.50 (3.7 - 11.4)	2.43 (0.97 - 3.47)	3.91	A
	24	12	9	-	4.86	2.59	2.14	-	9.60 (3.7 - 11.8)	2.44 (0.97 - 3.55)	3.93	A
	14	14	9	-	3.46	3.46	2.38	-	9.30 (3.7 - 10.7)	2.58 (0.97 - 3.46)	3.60	B
	18	14	9	-	4.04	3.23	2.22	-	9.50 (3.7 - 11.6)	2.41 (0.97 - 3.51)	3.94	A
	24	14	9	-	4.62	2.95	2.03	-	9.60 (4.3 - 11.9)	2.42 (1.12 - 3.57)	3.97	A
	18	18	9	-	3.76	3.76	2.07	-	9.60 (4.3 - 12.0)	2.40 (1.12 - 3.52)	4.00	A
	12	12	12	-	3.07	3.07	3.07	-	9.20 (3.3 - 10.3)	2.63 (0.87 - 3.49)	3.50	B
3 Room	14	12	12	-	3.49	2.91	2.91	-	9.30 (3.3 - 10.6)	2.59 (0.87 - 3.49)	3.59	B
	18	12	12	-	4.07	2.71	2.71	-	9.50 (3.7 - 11.6)	2.42 (0.97 - 3.52)	3.93	A
	24	12	12	-	4.65	2.48	2.48	-	9.60 (3.7 - 11.8)	2.43 (0.97 - 3.54)	3.95	A
	14	14	12	-	3.32	3.32	2.76	-	9.40 (3.7 - 10.8)	2.40 (0.97 - 3.50)	3.92	A
	18	14	12	-	3.85	3.08	2.57	-	9.50 (3.7 - 11.6)	2.40 (0.97 - 3.49)	3.96	A
	18	18	12	-	3.60	3.60	2.40	-	9.60 (4.3 - 12.0)	2.40 (1.12 - 3.52)	4.00	A
	7	7	7	7	2.35	2.35	2.35	2.35	9.40 (1.8 - 10.8)	2.58 (0.58 - 3.47)	3.64	A
	9	7	7	7	2.68	2.27	2.27	2.27	9.50 (1.8 - 10.9)	2.57 (0.58 - 3.51)	3.70	A
	12	7	7	7	3.06	2.14	2.14	2.14	9.50 (1.8 - 11.1)	2.56 (0.58 - 3.55)	3.71	A
	14	7	7	7	3.49	2.04	2.04	2.04	9.60 (3.3 - 11.3)	2.53 (0.87 - 3.56)	3.79	A
4 Room	18	7	7	7	4.00	1.87	1.87	1.87	9.60 (3.3 - 12.0)	2.40 (0.87 - 3.56)	4.00	A
	9	9	7	7	2.57	2.57	2.18	2.18	9.50 (3.3 - 10.9)	2.56 (0.87 - 3.44)	3.71	A
	12	9	7	7	2.95	2.43	2.06	2.06	9.50 (3.3 - 11.1)	2.55 (0.87 - 3.54)	3.73	A
	14	9	7	7	3.36	2.31	1.96	1.96	9.60 (3.3 - 11.4)	2.53 (0.87 - 3.54)	3.79	A
	18	9	7	7	3.87	2.13	1.80	1.80	9.60 (3.7 - 12.0)	2.40 (0.97 - 3.55)	4.00	A
	12	12	7	7	2.82	2.82	1.98	1.98	9.60 (3.3 - 11.3)	2.54 (0.87 - 3.57)	3.78	A
	14	12	7	7	3.20	2.67	1.87	1.87	9.60 (3.3 - 11.5)	2.51 (0.87 - 3.58)	3.82	A
	18	12	7	7	3.69	2.46	1.72	1.72	9.60 (3.7 - 12.0)	2.40 (0.97 - 3.58)	4.00	A
	14	14	7	7	3.03	3.03	1.77	1.77	9.60 (3.7 - 11.8)	2.49 (0.97 - 3.58)	3.86	A
	18	14	7	7	3.51	2.81	1.64	1.64	9.60 (3.7 - 12.0)	2.40 (0.97 - 3.56)	4.00	A
1 Room	9	9	9	7	2.47	2.47	2.47	2.09	9.50 (3.3 - 11.2)	2.55 (0.87 - 3.54)	3.73	A
	12	9	9	7	2.87	2.36	2.36	2.01	9.60 (3.3 - 11.3)	2.54 (0.87 - 3.58)	3.78	A
	14	9	9	7	3.25	2.23	2.23	1.89	9.60 (3.7 - 11.5)	2.52 (0.97 - 3.58)	3.81	A
	18	9	9	7	3.74	2.06	2.06	1.75	9.60 (3.7 - 12.0)	2.40 (0.97 - 3.58)	4.00	A
	12	12	9	7	2.72	2.72	2.25	1.91	9.60 (3.3 - 11.4)	2.53 (0.87 - 3.58)	3.79	A
	14	12	9	7	3.09	2.58	2.13	1.80	9.60 (3.7 - 11.6)	2.50 (0.97 - 3.58)	3.84	A
	18	12	9	7	3.58	2.39	1.97	1.67	9.60 (3.7 - 12.0)	2.40 (0.97 - 3.58)	4.00	A
	14	14	9	7	2.94	2.94	2.02	1.71	9.60 (3.7 - 11.8)	2.48 (0.97 - 3.58)	3.87	A
	18	14	9	7	3.41	2.73	1.87	1.59	9.60 (4.3 - 12.0)	2.40 (1.12 - 3.58)	4.00	A
	12	12	12	7	2.59	2.59	2.59	1.81	9.60 (3.3 - 11.5)	2.52 (0.87 - 3.58)	3.81	A
2 Room	14	12	12	7	2.95	2.46	2.46	1.72	9.60 (3.7 - 11.7)	2.49 (0.97 - 3.58)	3.85	A
	18	12	12	7	3.43	2.29	2.29	1.60	9.60 (3.7 - 12.0)	2.40 (0.97 - 3.56)	4.00	A
	14	14	12	7	2.81	2.81	2.34	1.64	9.60 (3.7 - 11.9)	2.47 (0.97 - 3.58)	3.89	A
	9	9	9	9	2.40	2.40	2.40	2.40	9.60 (3.7 - 11.3)	2.55 (0.97 - 3.58)	3.76	A
	12	9	9	9	2.76	2.28	2.28	2.28	9.60 (3.7 - 11.4)	2.53 (0.97 - 3.58)	3.79	A
	14	9	9	9	3.14	2.16	2.16	2.16	9.60 (3.7 - 11.6)	2.51 (0.97 - 3.58)	3.82	A
	18 ¹	9	9	9	3.62	1.99	1.99	1.99	9.60 (4.3 - 12.0)	2.40 (1.12 - 3.58)	4.00	A
	12	12	9	9	2.63	2.63	2.17	2.17	9.60 (3.7 - 11.5)	2.52 (0.97 - 3.58)	3.81	A
	14	12	9	9	2.99	2.49	2.06	2.06	9.60 (3.7 - 11.7)	2.50 (0.97 - 3.58)	3.84	A
	18 ²	12	9	9	3.47	2.31	1.91	1.91	9.60 (4.3 - 12.0)	2.40 (1.12 - 3.58)	4.00	A
3 Room	14	14	9	9	2.84	2.84	1.96	1.96	9.60 (4.3 - 11.9)	2.48 (1.12 - 3.58)	3.87	A
	12	12	12	9	2.51	2.51	2.51	2.07				

Multi Combination Table

8 Rooms Multi **cooling**

AOYG45LAT8	Combination of indoor unit								COOLING OPERATION									
									Cooling Capacity									Input power
									Room 1	Room 2	Room 3	Room 4	Room 5	Room 6	Room 7	Room 8	Total	
														KW	KW			
2 Room	24	24	-	-	-	-	-	-	7.03	7.03	-	-	-	-	-	-	14.06	5.20
	18	24	-	-	-	-	-	-	5.27	7.03	-	-	-	-	-	-	12.30	4.24
	18	18	24	-	-	-	-	-	4.63	4.63	6.18	-	-	-	-	-	15.45	5.89
	18	18	18	-	-	-	-	-	5.01	5.01	5.01	-	-	-	-	-	15.03	5.90
	14	24	24	-	-	-	-	-	3.54	6.07	6.07	-	-	-	-	-	15.68	5.87
	14	18	24	-	-	-	-	-	3.84	4.94	6.59	-	-	-	-	-	15.37	5.90
	14	18	18	-	-	-	-	-	4.10	5.27	5.27	-	-	-	-	-	14.64	5.50
	14	14	24	-	-	-	-	-	4.10	4.10	7.03	-	-	-	-	-	15.23	5.79
	14	14	18	-	-	-	-	-	4.10	4.10	5.27	-	-	-	-	-	13.47	4.89
	14	14	14	-	-	-	-	-	4.10	4.10	4.10	-	-	-	-	-	12.30	4.24
	12	24	24	-	-	-	-	-	3.09	6.18	6.18	-	-	-	-	-	15.45	5.89
	12	18	24	-	-	-	-	-	3.35	5.01	6.68	-	-	-	-	-	15.04	5.90
	12	18	18	-	-	-	-	-	3.52	5.27	5.27	-	-	-	-	-	14.06	5.20
	12	14	24	-	-	-	-	-	3.52	4.10	7.03	-	-	-	-	-	14.65	5.50
	12	14	18	-	-	-	-	-	3.52	4.10	5.27	-	-	-	-	-	12.89	4.57
12	14	14	-	-	-	-	-	3.52	4.10	4.10	-	-	-	-	-	11.72	3.91	
12	12	24	-	-	-	-	-	3.52	3.52	7.03	-	-	-	-	-	14.07	5.20	
12	12	18	-	-	-	-	-	3.52	3.52	5.27	-	-	-	-	-	12.31	4.24	
3 Room	9	24	24	-	-	-	-	-	2.46	6.54	6.54	-	-	-	-	-	15.54	5.90
	9	18	24	-	-	-	-	-	2.64	5.27	7.03	-	-	-	-	-	14.94	5.65
	9	18	18	-	-	-	-	-	2.64	5.27	5.27	-	-	-	-	-	13.18	4.73
	9	14	24	-	-	-	-	-	2.64	4.10	7.03	-	-	-	-	-	13.77	5.05
	9	14	18	-	-	-	-	-	2.64	4.10	5.27	-	-	-	-	-	12.01	4.08
	9	12	24	-	-	-	-	-	2.64	3.52	7.03	-	-	-	-	-	13.19	4.73
	9	12	18	-	-	-	-	-	2.64	3.52	5.27	-	-	-	-	-	11.43	3.74
	9	9	24	-	-	-	-	-	2.64	2.64	7.03	-	-	-	-	-	12.31	4.24
	7	24	24	-	-	-	-	-	1.93	6.64	6.64	-	-	-	-	-	15.21	5.90
	7	18	24	-	-	-	-	-	2.05	5.27	7.03	-	-	-	-	-	14.35	5.35
	7	18	18	-	-	-	-	-	2.05	5.27	5.27	-	-	-	-	-	12.59	4.41
	7	14	24	-	-	-	-	-	2.05	4.10	7.03	-	-	-	-	-	13.18	4.73
	7	14	18	-	-	-	-	-	2.05	4.10	5.27	-	-	-	-	-	11.42	3.74
	7	12	24	-	-	-	-	-	2.05	3.52	7.03	-	-	-	-	-	12.60	4.41
	7	9	24	-	-	-	-	-	2.05	2.64	7.03	-	-	-	-	-	11.72	3.91
	14	14	14	18	-	-	-	-	3.60	3.60	3.60	4.63	-	-	-	-	15.45	5.89
	14	14	14	14	-	-	-	-	3.84	3.84	3.84	3.84	-	-	-	-	15.37	5.90
	12	14	18	18	-	-	-	-	3.04	3.54	4.55	4.55	-	-	-	-	15.68	5.87
	12	14	14	18	-	-	-	-	3.15	3.67	3.67	4.72	-	-	-	-	15.21	5.90
	12	14	14	14	-	-	-	-	3.35	3.90	3.90	3.90	-	-	-	-	15.04	5.90
	12	12	18	18	-	-	-	-	3.09	3.09	4.63	4.63	-	-	-	-	15.45	5.89
	12	12	14	24	-	-	-	-	3.04	3.04	3.54	6.07	-	-	-	-	15.69	5.87
	12	12	14	18	-	-	-	-	3.30	3.30	3.84	4.94	-	-	-	-	15.38	5.90
	12	12	14	14	-	-	-	-	3.52	3.52	4.10	4.10	-	-	-	-	15.24	5.79
	12	12	12	24	-	-	-	-	3.09	3.09	3.09	6.18	-	-	-	-	15.45	5.89
	12	12	12	18	-	-	-	-	3.35	3.35	3.35	5.01	-	-	-	-	15.05	5.90
	12	12	12	14	-	-	-	-	3.52	3.52	3.52	4.10	-	-	-	-	14.66	5.50
	12	12	12	12	-	-	-	-	3.52	3.52	3.52	3.52	-	-	-	-	14.08	5.20
	9	14	18	18	-	-	-	-	2.34	3.64	4.67	4.67	-	-	-	-	15.33	5.89
	9	14	14	24	-	-	-	-	2.30	3.57	3.57	6.12	-	-	-	-	15.57	5.88
9	14	14	18	-	-	-	-	2.49	3.87	3.87	4.97	-	-	-	-	15.21	5.90	
9	14	14	14	-	-	-	-	2.64	4.10	4.10	4.10	-	-	-	-	14.94	5.65	
9	12	18	18	-	-	-	-	2.46	3.28	4.90	4.90	-	-	-	-	15.54	5.90	
9	12	14	24	-	-	-	-	2.34	3.12	3.64	6.23	-	-	-	-	15.33	5.89	
9	12	14	18	-	-	-	-	2.53	3.37	3.93	5.05	-	-	-	-	14.87	5.90	
9	12	14	14	-	-	-	-	2.64	3.52	4.10	4.10	-	-	-	-	14.36	5.35	
9	12	12	24	-	-	-	-	2.46	3.28	3.28	6.54	-	-	-	-	15.55	5.90	
9	12	12	18	-	-	-	-	2.64	3.52	3.52	5.27	-	-	-	-	14.95	5.65	
9	12	12	14	-	-	-	-	2.64	3.52	3.52	4.10	-	-	-	-	13.78	5.05	
9	12	12	12	-	-	-	-	2.64	3.52	3.52	3.52	-	-	-	-	13.20	4.73	
9	9	18	24	-	-	-	-	2.32	2.32	4.63	6.18	-	-	-	-	15.45	5.89	
9	9	18	18	-	-	-	-	2.51	2.51	5.01	5.01	-	-	-	-	15.04	5.90	
9	9	14	24	-	-	-	-	2.47	2.47	3.84	6.59	-	-	-	-	15.38	5.90	
9	9	14	18	-	-	-	-	2.64	2.64	4.10	5.27	-	-	-	-	14.65	5.50	
9	9	14	14	-	-	-	-	2.64	2.64	4.10	4.10	-	-	-	-	13.48	4.89	
9	9	12	24	-	-	-	-	2.51	2.51	3.35	6.68	-	-	-	-	15.05	5.90	
9	9	12	18	-	-	-	-	2.64	2.64	3.52	5.27	-	-	-	-	14.07	5.20	
9	9	12	14	-	-	-	-	2.64	2.64	3.52	4.10	-	-	-	-	12.90	4.57	
9	9	12	12	-	-	-	-	2.64	2.64	3.52	3.52	-	-	-	-	12.32	4.24	
9	9	9	24	-	-	-	-	2.64	2.64	2.64	7.03	-	-	-	-	14.95	5.65	
9	9	9	18	-	-	-	-	2.64	2.64	2.64	5.27	-	-	-	-	13.19	4.73	
9	9	9	14	-	-	-	-	2.64	2.64	2.64	4.10	-	-	-	-	12.02	4.08	
9	9	9	12	-	-	-	-	2.64	2.64	2.64	3.52	-	-	-	-	11.44	3.74	
7	18	18	18	-	-	-	-	1.79	4.59	4.59	4.59	-	-	-	-	15.56	5.88	
7	14	18	18	-	-	-	-	1.91	3.82	4.91	4.91	-	-	-	-	15.54	5.90	
7	14	14	24	-	-	-	-	1.82	3.64	3.64	6.24	-	-	-	-	15.33	5.89	
7	14	14	18	-	-	-	-	1.96	3.93	3.93	5.05	-	-	-	-	14.87	5.90	
7	14	14	14	-	-	-	-	2.05	4.10	4.10	4.10	-	-	-	-	14.35	5.35	
7	12	18	24	-	-	-	-	1.79	3.07	4.59	6.12	-	-	-	-	15.57	5.88	
7	12	18	18	-	-	-	-	1.93	3.32	4.97	4.97	-	-	-	-	15.21	5.90	
7	12	14	24	-	-	-	-	1.91	3.28	3.82	6.54	-	-	-	-	15.54	5.90	
7	12	14	18	-	-	-	-	2.05	3.52	4.10	5.27	-	-	-	-	14.94	5.65	
7	12	14	14	-	-	-	-	2.05	3.52	4.10	4.10	-	-	-	-	13.77	5.05	
7	12	12	24	-	-	-	-	1.93	3.32	3.32	6.63	-	-	-	-	15.21	5.90	
7	12	12	18	-	-	-	-	2.05	3.52	3.52	5.27	-	-	-	-	14.36	5.35	
7	12	12	14	-	-	-	-	2.05	3.52	3.52	4.10	-	-	-	-	13.19	4.73	
7	12	12	12	-	-	-	-	2.05	3.52	3.52	3.52	-	-	-	-	12.61	4.41	
7	9	18	24	-	-	-	-	1.84	2.36	4.72	6.29	-	-	-	-	15.21	5.90	
7	9	18	18	-	-	-	-	2.05	2.64	5.27	5.27	-	-	-	-	15.23	5.79	
7	9	14	24	-	-	-	-	1.95	2.51	3.90	6.68	-	-	-	-	15.04	5.90	
7	9	14	18	-	-	-	-	2.05	2.64	4.10	5.27	-	-	-	-	14.06	5.20	
7	9	12	24	-	-	-	-	2.05	2.64	3.52	7.03	-	-	-	-	15.24	5.79	
7	9	12	18	-	-	-	-	2.05	2.64	3.52	5.27	-	-	-	-	13.48	4.89	
7	9	12	14	-	-	-	-	2.05	2.64	3.52	4.10	-	-	-	-	12.31	4.24	
7	9	12	12	-	-	-	-	2.05	2.64	3.52	3.52	-	-	-	-	11.73	3.91	
7	9	9	24	-	-	-	-	2.05	2.64	2.64	7.03	-	-	-	-	14.36	5.35	
7	9	9	18	-	-	-	-	2.05	2.64	2.64	5.27	-	-	-	-	12.60	4.41	
7	9	9	14	-	-	-	-	2.05	2.64	2.64	4.10	-</						

8 Rooms Multi cooling

AOYG45LAT8	Combination of indoor unit								COOLING OPERATION											
									Cooling Capacity										Input power	
									Room 1	Room 2	Room 3	Room 4	Room 5	Room 6	Room 7	Room 8	Total			
									KW	KW	KW	KW	KW	KW	KW	KW	KW	KW	KW	
4 Room	7	7	14	18	-	-	-	-	2.05	2.05	4.10	5.27	-	-	-	-	13.47	4.89		
	7	7	14	14	-	-	-	-	2.05	2.05	4.10	4.10	-	-	-	-	12.30	4.24		
	7	7	12	24	-	-	-	-	2.05	2.05	3.52	7.03	-	-	-	-	14.65	5.50		
	7	7	12	18	-	-	-	-	2.05	2.05	3.52	5.27	-	-	-	-	12.89	4.57		
	7	7	12	14	-	-	-	-	2.05	2.05	3.52	4.10	-	-	-	-	11.72	3.91		
	7	7	9	24	-	-	-	-	2.05	2.05	2.64	7.03	-	-	-	-	13.77	5.05		
	7	7	9	18	-	-	-	-	2.05	2.05	2.64	5.27	-	-	-	-	12.01	4.08		
	7	7	7	24	-	-	-	-	2.05	2.05	2.05	7.03	-	-	-	-	13.18	4.73		
	7	7	7	18	-	-	-	-	2.05	2.05	2.05	5.27	-	-	-	-	11.42	3.74		
	5 Room	12	12	12	12	14	-	-	-	3.04	3.04	3.04	3.04	3.54	-	-	-	15.69	5.87	
		12	12	12	12	12	-	-	-	3.09	3.09	3.09	3.09	3.09	-	-	-	15.46	5.89	
		9	12	12	14	14	-	-	-	2.30	3.07	3.07	3.57	3.57	-	-	-	15.57	5.88	
		9	12	12	14	14	-	-	-	2.34	3.12	3.12	3.12	3.63	-	-	-	15.34	5.89	
		9	12	12	12	12	-	-	-	2.46	3.27	3.27	3.27	3.27	-	-	-	15.55	5.90	
		9	9	14	14	14	-	-	-	2.32	2.32	3.60	3.60	3.60	-	-	-	15.45	5.89	
		9	9	12	14	18	-	-	-	2.28	2.28	3.04	3.54	4.55	-	-	-	15.69	5.87	
		9	9	12	14	14	-	-	-	2.36	2.36	3.15	3.67	3.67	-	-	-	15.21	5.90	
		9	9	12	12	18	-	-	-	2.32	2.32	3.09	3.09	4.63	-	-	-	15.45	5.89	
9		9	12	12	14	-	-	-	2.47	2.47	3.30	3.30	3.84	-	-	-	15.38	5.90		
9		9	12	12	12	-	-	-	2.51	2.51	3.34	3.34	3.34	-	-	-	15.05	5.90		
9		9	9	14	18	-	-	-	2.34	2.34	2.34	3.64	4.67	-	-	-	15.33	5.89		
9		9	9	14	14	-	-	-	2.49	2.49	2.49	3.87	3.87	-	-	-	15.21	5.90		
9		9	9	12	18	-	-	-	2.46	2.46	2.46	3.28	4.90	-	-	-	15.55	5.90		
9		9	9	12	14	-	-	-	2.53	2.53	2.53	3.37	3.93	-	-	-	14.88	5.90		
9		9	9	12	12	-	-	-	2.64	2.64	2.64	3.52	3.52	-	-	-	14.96	5.85		
9		9	9	9	24	-	-	-	2.32	2.32	2.32	2.32	6.18	-	-	-	15.45	5.89		
9		9	9	9	18	-	-	-	2.51	2.51	2.51	2.51	5.01	-	-	-	15.05	5.90		
9		9	9	9	14	-	-	-	2.64	2.64	2.64	2.64	4.10	-	-	-	14.66	5.50		
9		9	9	9	12	-	-	-	2.64	2.64	2.64	2.64	3.52	-	-	-	14.08	5.20		
9		9	9	9	9	-	-	-	2.64	2.64	2.64	2.64	2.64	-	-	-	13.20	4.73		
7		12	14	14	14	-	-	-	1.79	3.07	3.57	3.57	3.57	-	-	-	15.57	5.88		
7		12	12	14	14	-	-	-	1.82	3.12	3.12	3.64	3.64	-	-	-	15.33	5.89		
7		12	12	12	18	-	-	-	1.79	3.07	3.07	3.07	4.59	-	-	-	15.57	5.88		
7		12	12	12	14	-	-	-	1.91	3.28	3.28	3.28	3.82	-	-	-	15.55	5.90		
7		12	12	12	12	-	-	-	1.93	3.32	3.32	3.32	3.32	-	-	-	15.22	5.90		
7		9	14	14	18	-	-	-	1.77	2.28	3.54	3.54	4.55	-	-	-	15.68	5.87		
7		9	14	14	14	-	-	-	1.84	2.36	3.67	3.67	3.67	-	-	-	15.21	5.90		
7		9	12	14	18	-	-	-	1.80	2.32	3.09	3.60	4.63	-	-	-	15.45	5.89		
7		9	12	14	14	-	-	-	1.92	2.47	3.30	3.84	3.84	-	-	-	15.38	5.90		
7		9	12	12	18	-	-	-	1.83	2.36	3.15	3.15	4.72	-	-	-	15.21	5.90		
7		9	12	12	14	-	-	-	1.95	2.51	3.35	3.35	3.90	-	-	-	15.05	5.90		
7		9	12	12	12	-	-	-	2.05	2.64	3.52	3.52	3.52	-	-	-	15.25	5.79		
7		9	9	18	18	-	-	-	1.79	2.30	2.30	4.59	4.59	-	-	-	15.57	5.88		
7		9	9	14	18	-	-	-	1.91	2.46	2.46	3.82	4.90	-	-	-	15.54	5.90		
7		9	9	14	14	-	-	-	1.96	2.53	2.53	3.93	3.93	-	-	-	14.87	5.90		
7		9	9	12	24	-	-	-	1.79	2.30	2.30	3.07	6.12	-	-	-	15.57	5.88		
7		9	9	12	18	-	-	-	1.93	2.49	2.49	3.32	4.97	-	-	-	15.21	5.90		
7		9	9	12	14	-	-	-	2.05	2.64	2.64	3.52	4.10	-	-	-	14.95	5.65		
7		9	9	12	12	-	-	-	2.05	2.64	2.64	3.52	3.52	-	-	-	14.37	5.35		
7		9	9	9	24	-	-	-	1.83	2.36	2.36	2.36	6.29	-	-	-	15.21	5.90		
7		9	9	9	18	-	-	-	2.05	2.64	2.64	2.64	5.27	-	-	-	15.24	5.79		
7		9	9	9	14	-	-	-	2.05	2.64	2.64	2.64	4.10	-	-	-	14.07	5.20		
7		9	9	9	12	-	-	-	2.05	2.64	2.64	2.64	3.52	-	-	-	13.49	4.89		
7		9	9	9	9	-	-	-	2.05	2.64	2.64	2.64	2.64	-	-	-	12.61	4.41		
7		14	14	18	18	-	-	-	1.80	1.80	3.60	3.60	4.63	-	-	-	15.45	5.89		
7		14	14	14	14	-	-	-	1.92	1.92	3.84	3.84	3.84	-	-	-	15.37	5.90		
7		12	18	18	-	-	-	-	1.77	1.77	3.04	4.55	4.55	-	-	-	15.68	5.87		
7		12	14	18	-	-	-	-	1.84	1.84	3.15	3.67	4.72	-	-	-	15.21	5.90		
7		12	14	14	-	-	-	-	1.95	1.95	3.35	3.90	3.90	-	-	-	15.04	5.90		
7		12	12	24	-	-	-	-	1.77	1.77	3.04	3.04	6.07	-	-	-	15.69	5.87		
7		12	12	14	-	-	-	-	2.05	2.05	3.52	3.52	4.10	-	-	-	15.24	5.79		
7		12	12	12	-	-	-	-	2.05	2.05	3.52	3.52	3.52	-	-	-	14.66	5.50		
7		7	9	18	18	-	-	-	1.82	1.82	2.34	4.67	4.67	-	-	-	15.33	5.89		
7		7	9	14	24	-	-	-	1.79	1.79	2.30	3.57	6.12	-	-	-	15.57	5.88		
7	7	9	14	18	-	-	-	1.93	1.93	2.49	3.87	4.97	-	-	-	15.21	5.90			
7	7	9	14	14	-	-	-	2.05	2.05	2.64	4.10	4.10	-	-	-	14.94	5.65			
7	7	9	12	24	-	-	-	1.82	1.82	2.34	3.12	6.23	-	-	-	15.33	5.89			
7	7	9	12	18	-	-	-	1.96	1.96	2.53	3.37	5.05	-	-	-	14.87	5.90			
7	7	9	12	14	-	-	-	2.05	2.05	2.64	3.52	4.10	-	-	-	14.36	5.35			
7	7	9	12	12	-	-	-	2.05	2.05	2.64	3.52	3.52	-	-	-	13.78	5.05			
7	7	9	9	24	-	-	-	1.92	1.92	2.47	2.47	6.59	-	-	-	15.38	5.90			
7	7	9	9	18	-	-	-	2.05	2.05	2.64	2.64	5.27	-	-	-	14.65	5.50			
7	7	9	9	14	-	-	-	2.05	2.05	2.64	2.64	4.10	-	-	-	13.48	4.89			
7	7	9	9	12	-	-	-	2.05	2.05	2.64	2.64	3.52	-	-	-	12.90	4.57			
7	7	9	9	9	-	-	-	2.05	2.05	2.64	2.64	2.64	-	-	-	12.02	4.08			
7	7	7	18	18	-	-	-	1.91	1.91	1.91	4.91	4.91	-	-	-	15.54	5.90			
7	7	7	14	24	-	-	-	1.82	1.82	1.82	3.64	6.24	-	-	-	15.33	5.89			
7	7	7	14	18	-	-	-	1.96	1.96	1.96	3.93	5.05	-	-	-	14.87	5.90			
7	7	7	14	14	-	-	-	2.05	2.05	2.05	4.10	4.10	-	-	-	14.35	5.35			
7	7	7	12	24	-	-	-	1.91	1.91	1.91	3.28	6.54	-	-	-	15.54	5.90			
7	7	7	12	18	-	-	-	2.05	2.05	2.05	3.52	5.27	-	-	-	14.94	5.65			
7	7	7	12	14	-	-	-	2.05	2.05	2.05	3.52	4.10	-	-	-	13.77	5.05			
7	7	7	12	12	-	-	-	2.05	2.05	2.05	3.52	3.52	-	-	-	13.19	4.73			
7	7	7	9	24	-	-	-	1.95	1.95	1.95	2.51	6.68	-	-	-	15.04	5.90			
7	7	7	9	18	-	-	-	2.05	2.05	2.05	2.64	5.27	-	-	-	14.06	5.20			
7	7	7	9	14	-	-	-	2.05	2.05	2.05	2.64	4.10	-	-	-	12.89	4.57			
7	7	7	9	12	-	-	-	2.05	2.05	2.05	2.64	3.52	-	-	-	12.31	4.24			
7	7	7	9	9	-	-	-	2.05	2.05	2.05	2.64	2.64	-	-	-	11.43	3.74			
7	7	7	7	24	-	-	-	2.05	2.05	2.05	2.05	7.03	-	-	-	15.23	5.79			
7	7	7	7	18	-	-	-	2.05	2.05	2.05	2.05	5.27	-	-	-	13				

Multi Combination Table

8 Rooms Multi cooling

AOYG45LAT8	Combination of indoor unit								COOLING OPERATION										
									Cooling Capacity								Input power		
									Room 1	Room 2	Room 3	Room 4	Room 5	Room 6	Room 7	Room 8			Total
KW		KW		KW		KW		KW		KW		KW							
6 Room	7	9	9	9	9	18	-	-	1.79	2.30	2.30	2.30	2.30	4.59	-	-	15.57	5.88	
	7	9	9	9	9	12	-	-	1.93	2.49	2.49	2.49	2.49	3.32	-	-	15.22	5.90	
	7	9	9	9	9	9	-	-	2.05	2.64	2.64	2.64	2.64	2.64	-	-	15.25	5.79	
	7	7	12	12	12	12	-	-	1.77	1.77	3.04	3.04	3.04	3.04	-	-	15.69	5.87	
	7	7	9	12	12	14	-	-	1.79	1.79	2.30	3.07	3.07	3.57	-	-	15.57	5.88	
	7	7	9	12	12	12	-	-	1.82	1.82	2.34	3.12	3.12	3.12	-	-	15.34	5.89	
	7	7	9	9	14	14	-	-	1.80	1.80	2.32	2.32	3.60	3.60	-	-	15.45	5.89	
	7	7	9	9	12	18	-	-	1.77	1.77	2.28	2.28	3.04	4.55	-	-	15.69	5.87	
	7	7	9	9	12	14	-	-	1.83	1.83	2.36	2.36	3.15	3.67	-	-	15.21	5.90	
	7	7	9	9	12	12	-	-	1.92	1.92	2.47	2.47	3.30	3.30	-	-	15.38	5.90	
	7	7	9	9	9	18	-	-	1.82	1.82	2.34	2.34	4.67	4.67	-	-	15.33	5.89	
	7	7	9	9	9	14	-	-	1.93	1.93	2.49	2.49	2.49	3.87	-	-	15.21	5.90	
	7	7	9	9	9	12	-	-	1.96	1.96	2.53	2.53	3.37	3.37	-	-	14.88	5.90	
	7	7	9	9	9	9	-	-	2.05	2.05	2.64	2.64	2.64	2.64	-	-	14.66	5.50	
	7	7	7	12	14	14	-	-	1.79	1.79	1.79	3.07	3.57	3.57	-	-	15.57	5.88	
	7	7	7	12	12	14	-	-	1.82	1.82	1.82	3.12	3.12	3.64	-	-	15.33	5.89	
	7	7	7	12	12	12	-	-	1.91	1.91	1.91	3.28	3.28	3.28	-	-	15.55	5.90	
	7	7	7	9	14	18	-	-	1.77	1.77	1.77	2.28	3.54	4.55	-	-	15.68	5.87	
	7	7	7	9	14	14	-	-	1.84	1.84	1.84	2.36	3.67	3.67	-	-	15.21	5.90	
	7	7	7	9	12	18	-	-	1.80	1.80	1.80	2.32	3.09	4.63	-	-	15.45	5.89	
	7	7	7	9	12	14	-	-	1.92	1.92	1.92	2.47	3.30	3.84	-	-	15.38	5.90	
	7	7	7	9	12	12	-	-	1.95	1.95	1.95	2.51	3.35	3.35	-	-	15.05	5.90	
	7	7	7	9	9	18	-	-	1.91	1.91	1.91	2.46	2.46	4.90	-	-	15.54	5.90	
	7	7	7	9	9	14	-	-	1.96	1.96	1.96	2.53	2.53	3.93	-	-	14.87	5.90	
	7	7	7	9	9	12	-	-	2.05	2.05	2.05	2.64	2.64	3.52	-	-	14.95	5.65	
	7	7	7	9	9	9	-	-	2.05	2.05	2.05	2.64	2.64	2.64	-	-	14.07	5.20	
	7	7	7	7	14	18	-	-	1.80	1.80	1.80	1.80	3.60	4.63	-	-	15.45	5.89	
	7	7	7	7	14	14	-	-	1.92	1.92	1.92	1.92	3.84	3.84	-	-	15.37	5.90	
	7	7	7	7	12	18	-	-	1.84	1.84	1.84	1.84	3.15	4.72	-	-	15.21	5.90	
	7	7	7	7	12	14	-	-	1.95	1.95	1.95	1.95	3.35	3.90	-	-	15.04	5.90	
	7	7	7	7	12	12	-	-	2.05	2.05	2.05	2.05	3.52	3.52	-	-	15.24	5.79	
	7	7	7	7	9	24	-	-	1.79	1.79	1.79	1.79	2.30	6.12	-	-	15.57	5.88	
	7	7	7	7	9	18	-	-	1.93	1.93	1.93	1.93	2.49	4.97	-	-	15.21	5.90	
	7	7	7	7	9	14	-	-	2.05	2.05	2.05	2.05	2.64	4.10	-	-	14.94	5.65	
	7	7	7	7	9	12	-	-	2.05	2.05	2.05	2.05	2.64	3.52	-	-	14.36	5.35	
	7	7	7	7	9	9	-	-	2.05	2.05	2.05	2.05	2.64	2.64	-	-	13.48	4.89	
	7	7	7	7	7	24	-	-	1.82	1.82	1.82	1.82	1.82	6.24	-	-	15.33	5.89	
	7	7	7	7	7	18	-	-	1.96	1.96	1.96	1.96	1.96	5.05	-	-	14.87	5.90	
	7	7	7	7	7	14	-	-	2.05	2.05	2.05	2.05	2.05	4.10	-	-	14.35	5.35	
	7	7	7	7	7	12	-	-	2.05	2.05	2.05	2.05	2.05	3.52	-	-	13.77	5.05	
7	7	7	7	7	9	-	-	2.05	2.05	2.05	2.05	2.05	2.64	-	-	12.89	4.57		
7	7	7	7	7	7	-	-	2.05	2.05	2.05	2.05	2.05	2.05	-	-	12.30	4.24		
7 Room	7	9	9	9	9	9	9	9	1.78	2.30	2.30	2.30	2.30	2.30	2.30	-	15.57	5.88	
	7	7	9	9	9	9	12	-	1.77	1.77	2.28	2.28	2.28	2.28	3.04	-	15.69	5.87	
	7	7	9	9	9	9	9	-	1.82	1.82	2.34	2.34	2.34	2.34	2.34	-	15.34	5.89	
	7	7	7	9	9	14	-	1.77	1.77	1.77	2.28	2.28	2.28	3.54	-	15.69	5.87		
	7	7	7	9	9	12	-	1.80	1.80	1.80	2.32	2.32	2.32	3.09	-	15.45	5.89		
	7	7	7	9	9	9	9	-	1.91	1.91	1.91	2.46	2.46	2.46	2.46	-	15.55	5.90	
	7	7	7	7	9	12	12	-	1.79	1.79	1.79	1.79	2.30	3.07	3.07	-	15.57	5.88	
	7	7	7	7	9	14	-	1.80	1.80	1.80	1.80	2.32	2.32	3.60	-	15.45	5.89		
	7	7	7	7	9	9	12	-	1.83	1.83	1.83	1.83	2.36	2.36	3.15	-	15.21	5.90	
	7	7	7	7	9	9	9	-	1.93	1.93	1.93	1.93	2.49	2.49	2.49	-	15.21	5.90	
	7	7	7	7	7	12	14	-	1.79	1.79	1.79	1.79	1.79	3.07	3.57	-	15.57	5.88	
	7	7	7	7	7	12	12	-	1.82	1.82	1.82	1.82	1.82	3.12	3.12	-	15.33	5.89	
	7	7	7	7	7	9	18	-	1.77	1.77	1.77	1.77	1.77	2.28	4.55	-	15.68	5.87	
	7	7	7	7	7	9	14	-	1.84	1.84	1.84	1.84	1.84	2.36	3.67	-	15.21	5.90	
	7	7	7	7	7	9	12	-	1.92	1.92	1.92	1.92	1.92	2.47	3.30	-	15.38	5.90	
	7	7	7	7	7	9	9	-	1.96	1.96	1.96	1.96	1.96	2.53	2.53	-	14.88	5.90	
	7	7	7	7	7	7	9	9	-	2.05	2.05	2.05	2.05	2.05	2.64	2.64	-	14.66	5.50
	7	7	7	7	7	7	9	9	-	2.05	2.05	2.05	2.05	2.05	2.64	2.64	-	14.66	5.50
	8 Room	7	7	7	7	7	7	7	7	1.77	1.77	1.77	1.77	1.77	2.28	2.28	2.28	15.69	5.87
		7	7	7	7	7	7	9	9	1.80	1.80	1.80	1.80	1.80	1.80	2.32	2.32	15.45	5.89
7		7	7	7	7	7	7	12	1.79	1.79	1.79	1.79	1.79	1.79	1.79	3.07	15.57	5.88	
7		7	7	7	7	7	7	9	1.84	1.84	1.84	1.84	1.84	1.84	1.84	2.36	15.21	5.90	
7		7	7	7	7	7	7	7	1.92	1.92	1.92	1.92	1.92	1.92	1.92	1.92	15.37	5.90	

Note: •Cooling capacity is based on 27°CDB/19°CWB(indoor temperature),35°CDB(outdoor temperature)
 •Pipe Length: 5m (Outdoor unit to Branch box), 3m (Branch box to Indoor unit)
 •Height difference: 0m (Outdoor unit to Indoor unit)
 •The values in this table should be used only as a guide. These values are calculated at standard conditions.
 When you select models finally, select them according to "Model Selection" in the D&T manual

8 Rooms Multi heating

AOYG45LAT8	Combination of indoor unit								HEATING OPERATION											
									Heating Capacity										Input power	
									Room 1	Room 2	Room 3	Room 4	Room 5	Room 6	Room 7	Room 8	Total			
								KW	KW	KW	KW	KW	KW	KW	KW	KW	KW	KW		
2 Room	24	24	-	-	-	-	-	-	7.91	7.91	-	-	-	-	-	-	-	15.82	5.07	
	18	24	-	-	-	-	-	-	5.86	7.91	-	-	-	-	-	-	-	13.77	4.21	
	18	18	24	-	-	-	-	-	5.32	5.32	7.18	-	-	-	-	-	-	17.82	5.98	
	18	18	18	-	-	-	-	-	5.79	5.79	5.79	-	-	-	-	-	-	17.38	5.43	
	14	24	24	-	-	-	-	-	4.26	7.02	7.02	-	-	-	-	-	-	18.31	5.98	
	14	18	24	-	-	-	-	-	4.59	5.61	7.57	-	-	-	-	-	-	17.77	5.70	
	14	18	18	-	-	-	-	-	4.78	5.84	5.84	-	-	-	-	-	-	16.46	5.11	
	14	14	24	-	-	-	-	-	4.75	4.75	7.82	-	-	-	-	-	-	17.32	5.23	
	14	14	18	-	-	-	-	-	4.80	4.80	5.86	-	-	-	-	-	-	15.46	4.75	
	14	14	14	-	-	-	-	-	4.80	4.80	4.80	-	-	-	-	-	-	14.40	4.21	
	12	24	24	-	-	-	-	-	3.58	7.15	7.15	-	-	-	-	-	-	17.89	5.98	
	12	18	24	-	-	-	-	-	3.84	5.68	7.67	-	-	-	-	-	-	17.19	5.43	
12	18	18	-	-	-	-	-	3.96	5.86	5.86	-	-	-	-	-	-	15.68	5.07		
12	14	24	-	-	-	-	-	3.94	4.78	7.87	-	-	-	-	-	-	16.59	5.11		
12	14	18	-	-	-	-	-	3.96	4.80	5.86	-	-	-	-	-	-	14.62	4.46		
12	14	14	-	-	-	-	-	3.96	4.80	4.80	-	-	-	-	-	-	13.56	4.00		
12	12	24	-	-	-	-	-	3.96	3.96	7.91	-	-	-	-	-	-	15.83	5.07		
12	12	18	-	-	-	-	-	3.96	3.96	5.86	-	-	-	-	-	-	13.78	4.21		
3 Room	9	24	24	-	-	-	-	-	2.85	7.54	7.54	-	-	-	-	-	-	17.93	5.87	
	9	18	24	-	-	-	-	-	2.97	5.83	7.87	-	-	-	-	-	-	16.67	5.16	
	9	18	18	-	-	-	-	-	2.99	5.86	5.86	-	-	-	-	-	-	14.71	4.60	
	9	14	24	-	-	-	-	-	2.99	4.80	7.91	-	-	-	-	-	-	15.70	4.91	
	9	14	18	-	-	-	-	-	2.99	4.80	5.86	-	-	-	-	-	-	13.65	4.10	
	9	12	24	-	-	-	-	-	2.99	3.96	7.91	-	-	-	-	-	-	14.86	4.60	
	9	12	18	-	-	-	-	-	2.99	3.96	5.86	-	-	-	-	-	-	12.81	3.90	
	9	9	24	-	-	-	-	-	2.99	2.99	7.91	-	-	-	-	-	-	13.89	4.21	
	7	24	24	-	-	-	-	-	2.28	7.61	7.61	-	-	-	-	-	-	17.51	5.56	
	7	18	24	-	-	-	-	-	2.37	5.85	7.90	-	-	-	-	-	-	16.12	5.08	
	7	18	18	-	-	-	-	-	2.37	5.86	5.86	-	-	-	-	-	-	14.09	4.33	
	7	14	24	-	-	-	-	-	2.37	4.80	7.91	-	-	-	-	-	-	15.08	4.60	
	7	14	18	-	-	-	-	-	2.37	4.80	5.86	-	-	-	-	-	-	13.03	3.90	
	7	12	24	-	-	-	-	-	2.37	3.96	7.91	-	-	-	-	-	-	14.24	4.33	
	7	9	24	-	-	-	-	-	2.37	2.99	7.91	-	-	-	-	-	-	13.27	4.00	
	4 Room	14	14	14	18	-	-	-	-	4.30	4.30	4.30	5.24	-	-	-	-	-	18.13	5.98
		14	14	14	14	-	-	-	-	4.55	4.55	4.55	4.55	-	-	-	-	-	18.20	5.70
		12	14	18	18	-	-	-	-	3.53	4.28	5.22	5.22	-	-	-	-	-	18.24	5.98
		12	14	14	18	-	-	-	-	3.61	4.38	4.38	5.34	-	-	-	-	-	17.71	5.98
		12	14	14	14	-	-	-	-	3.80	4.61	4.61	4.61	-	-	-	-	-	17.62	5.43
		12	12	18	18	-	-	-	-	3.59	3.59	5.32	5.32	-	-	-	-	-	17.82	5.98
		12	12	14	24	-	-	-	-	3.52	3.52	4.26	7.02	-	-	-	-	-	18.32	5.98
		12	12	14	18	-	-	-	-	3.79	3.79	4.59	5.61	-	-	-	-	-	17.77	5.70
		12	12	14	14	-	-	-	-	3.92	3.92	4.75	4.75	-	-	-	-	-	17.33	5.23
		12	12	12	24	-	-	-	-	3.58	3.58	3.58	7.15	-	-	-	-	-	17.90	5.98
		12	12	12	18	-	-	-	-	3.84	3.84	3.84	5.68	-	-	-	-	-	17.20	5.43
		12	12	12	14	-	-	-	-	3.94	3.94	3.94	4.78	-	-	-	-	-	16.60	5.11
		12	12	12	12	-	-	-	-	3.96	3.96	3.96	3.96	-	-	-	-	-	15.84	5.07
		9	14	18	18	-	-	-	-	2.72	4.37	5.33	5.33	-	-	-	-	-	17.76	5.98
		9	14	14	24	-	-	-	-	2.66	4.27	4.27	7.04	-	-	-	-	-	18.25	5.98
		9	14	14	18	-	-	-	-	2.87	4.60	4.60	5.62	-	-	-	-	-	17.68	5.56
		9	14	14	14	-	-	-	-	2.96	4.75	4.75	4.75	-	-	-	-	-	17.22	5.16
		9	12	18	18	-	-	-	-	2.86	3.78	5.60	5.60	-	-	-	-	-	17.84	5.87
		9	12	14	24	-	-	-	-	2.71	3.59	4.35	7.17	-	-	-	-	-	17.83	5.98
		9	12	14	18	-	-	-	-	2.90	3.85	4.66	5.69	-	-	-	-	-	17.11	5.32
		9	12	14	14	-	-	-	-	2.98	3.94	4.78	4.78	-	-	-	-	-	16.48	5.08
9		12	12	24	-	-	-	-	2.85	3.77	3.77	7.54	-	-	-	-	-	17.94	5.87	
9		12	12	18	-	-	-	-	2.97	3.94	3.94	5.83	-	-	-	-	-	16.67	5.16	
9		12	12	14	-	-	-	-	2.99	3.96	3.96	4.80	-	-	-	-	-	15.71	4.91	
9		12	12	12	-	-	-	-	2.99	3.96	3.96	3.96	-	-	-	-	-	14.87	4.60	
9		9	18	24	-	-	-	-	2.71	2.71	5.30	7.16	-	-	-	-	-	17.88	5.98	
9		9	18	18	-	-	-	-	2.90	2.90	5.68	5.68	-	-	-	-	-	17.17	5.43	
9		9	14	24	-	-	-	-	2.86	2.86	4.58	7.55	-	-	-	-	-	17.85	5.70	
9		9	14	18	-	-	-	-	2.98	2.98	4.78	5.83	-	-	-	-	-	16.56	5.11	
9		9	14	14	-	-	-	-	2.99	2.99	4.80	4.80	-	-	-	-	-	15.58	4.75	
9		9	12	24	-	-	-	-	2.89	2.89	3.83	7.65	-	-	-	-	-	17.27	5.43	
9		9	12	18	-	-	-	-	2.99	2.99	3.96	5.86	-	-	-	-	-	15.80	5.07	
9		9	12	14	-	-	-	-	2.99	2.99	3.96	4.80	-	-	-	-	-	14.74	4.46	
9		9	12	12	-	-	-	-	2.99	2.99	3.96	3.96	-	-	-	-	-	13.90	4.21	
9		9	9	24	-	-	-	-	2.97	2.97	2.97	7.86	-	-	-	-	-	16.77	5.16	
9		9	9	18	-	-	-	-	2.99	2.99	2.99	5.86	-	-	-	-	-	14.83	4.60	
9		9	9	14	-	-	-	-	2.99	2.99	2.99	4.80	-	-	-	-	-	13.77	4.10	
9		9	9	12	-	-	-	-	2.99	2.99	2.99	3.96	-	-	-	-	-	12.93	3.90	
7		18	18	18	-	-	-	-	2.14	5.28	5.28	5.28	-	-	-	-	-	17.98	5.98	
7		14	18	18	-	-	-	-	2.26	4.57	5.58	5.58	-	-	-	-	-	17.99	5.87	
7		14	14	24	-	-	-	-	2.14	4.33	4.33	7.14	-	-	-	-	-	17.94	5.98	
7		14	14	18	-	-	-	-	2.29	4.65	4.65	5.67	-	-	-	-	-	17.26	5.32	
7		14	14	14	-	-	-	-	2.36	4.77	4.77	4.77	-	-	-	-	-	16.67	5.08	
7		12	18	24	-	-	-	-	2.13	3.56	5.26	7.10	-	-	-	-	-	18.05	5.98	
7		12	18	18	-	-	-	-	2.29	3.82	5.65	5.65	-	-	-	-	-	17.41	5.56	
7		12	14	24	-	-	-	-	2.25	3.76	4.56	7.52	-	-	-	-	-	18.09	5.87	
7		12	14	18	-	-	-	-	2.35	3.93	4.77	5.82	-	-	-	-	-	16.87	5.16	
7		12	14	14	-	-	-	-	2.37	3.96	4.80	4.80	-	-	-	-	-	15.93	4.91	
7	12	12	24	-	-	-	-	2.28	3.81	3.81	7.61	-	-	-	-	-	17.51	5.56		
7	12	12	18	-	-	-	-	2.37	3.96	3.96	5.85	-	-	-	-	-	16.13	5.08		
7	12	12	14	-	-	-	-	2.37	3.96	3.96	4.80	-	-	-	-	-	15.09	4.60		
7	12	12	12	-	-	-	-	2.37	3.96	3.96	3.96	-	-	-	-	-	14.25	4.33		
7	9	18	24	-	-	-	-	2.25	2.84	5.56	7.51	-	-	-	-	-	18.15	5.98		
7	9	18	18	-	-	-	-	2.35	2.97	5.81	5.81	-	-	-	-	-	16.95	5.23		
7	9	14	24	-	-	-	-	2.29	2.88	4.63	7.63	-	-	-	-	-	17.42	5.43		
7	9	14	18	-	-	-	-	2.37	2.99	4.80	5.86	-	-	-	-	-	16.02	5.07		
7	9	12	24	-	-	-	-	2.35	2.96	3.92	7.84	-	-	-	-	-	17.08	5.23		
7	9																			

Multi Combination Table

8 Rooms Multi heating

AOYG45LAT8	Combination of indoor unit								HEATING OPERATION										
									Heating Capacity										Input power
									Room 1	Room 2	Room 3	Room 4	Room 5	Room 6	Room 7	Room 8	Total	KW	
								KW	KW	KW	KW	KW	KW	KW	KW	KW	KW	KW	KW
4 Room	7	7	14	18	-	-	-	-	2.37	2.37	4.80	5.86	-	-	-	-	-	15.40	4.75
	7	7	14	14	-	-	-	-	2.37	2.37	4.80	4.80	-	-	-	-	-	14.34	4.21
	7	7	12	24	-	-	-	-	2.36	2.36	3.94	7.87	-	-	-	-	-	16.53	5.11
	7	7	12	18	-	-	-	-	2.37	2.37	3.96	5.86	-	-	-	-	-	14.56	4.46
	7	7	12	14	-	-	-	-	2.37	2.37	3.96	4.80	-	-	-	-	-	13.50	4.00
	7	7	9	24	-	-	-	-	2.37	2.37	2.99	7.91	-	-	-	-	-	15.64	4.91
	7	7	9	18	-	-	-	-	2.37	2.37	2.99	5.86	-	-	-	-	-	13.59	4.10
	7	7	7	24	-	-	-	-	2.37	2.37	2.37	7.91	-	-	-	-	-	15.02	4.60
	7	7	7	18	-	-	-	-	2.37	2.37	2.37	5.86	-	-	-	-	-	12.97	3.90
	12	12	12	12	14	-	-	-	3.51	3.51	3.51	3.51	4.26	-	-	-	-	18.32	5.98
	12	12	12	12	12	-	-	-	3.58	3.58	3.58	3.58	3.58	-	-	-	-	17.90	5.98
	9	12	12	14	14	-	-	-	2.66	3.52	3.52	4.27	4.27	-	-	-	-	18.26	5.98
	9	12	12	12	14	-	-	-	2.71	3.59	3.59	3.59	4.35	-	-	-	-	17.84	5.98
	9	12	12	12	12	-	-	-	2.85	3.77	3.77	3.77	3.77	-	-	-	-	17.95	5.87
	9	9	14	14	14	-	-	-	2.67	2.67	4.28	4.28	4.28	-	-	-	-	18.19	5.98
	9	9	12	14	18	-	-	-	2.66	2.66	3.52	4.26	5.21	-	-	-	-	18.30	5.98
	9	9	12	14	14	-	-	-	2.72	2.72	3.60	4.37	4.37	-	-	-	-	17.77	5.98
	9	9	12	12	18	-	-	-	2.71	2.71	3.58	3.58	5.30	-	-	-	-	17.88	5.98
	9	9	12	12	14	-	-	-	2.86	2.86	3.78	3.78	4.58	-	-	-	-	17.86	5.70
	9	9	12	12	12	-	-	-	2.89	2.89	3.83	3.83	3.83	-	-	-	-	17.28	5.43
9	9	9	14	18	-	-	-	2.71	2.71	4.36	5.32	5.32	-	-	-	-	17.82	5.98	
9	9	9	14	14	-	-	-	2.86	2.86	2.86	4.59	4.59	-	-	-	-	17.77	5.56	
9	9	9	12	18	-	-	-	2.85	2.85	2.85	3.78	5.59	-	-	-	-	17.92	5.87	
9	9	9	12	14	-	-	-	2.90	2.90	2.90	3.84	4.65	-	-	-	-	17.19	5.32	
9	9	9	12	12	-	-	-	2.97	2.97	2.97	3.93	3.93	-	-	-	-	16.78	5.16	
9	9	9	9	24	-	-	-	2.70	2.70	2.70	2.70	7.14	-	-	-	-	17.94	5.98	
9	9	9	9	18	-	-	-	2.89	2.89	2.89	2.89	5.67	-	-	-	-	17.25	5.43	
9	9	9	9	14	-	-	-	2.97	2.97	2.97	2.97	4.77	-	-	-	-	18.67	5.11	
9	9	9	9	12	-	-	-	2.99	2.99	2.99	2.99	3.96	-	-	-	-	15.92	5.07	
9	9	9	9	9	-	-	-	2.99	2.99	2.99	2.99	2.99	-	-	-	-	14.95	4.60	
7	12	14	14	14	-	-	-	2.10	3.51	4.25	4.25	4.25	-	-	-	-	18.37	5.98	
7	12	12	14	14	-	-	-	2.14	3.57	3.57	4.33	4.33	-	-	-	-	17.95	5.98	
7	12	12	12	18	-	-	-	2.13	3.56	3.56	3.56	5.26	-	-	-	-	18.06	5.98	
7	12	12	12	14	-	-	-	2.25	3.76	3.76	3.76	4.56	-	-	-	-	18.10	5.87	
7	12	12	12	12	-	-	-	2.28	3.81	3.81	3.81	3.81	-	-	-	-	17.52	5.56	
7	9	14	14	18	-	-	-	2.09	2.64	4.24	4.24	5.18	-	-	-	-	18.40	5.98	
7	9	14	14	14	-	-	-	2.14	2.71	4.34	4.34	4.34	-	-	-	-	17.88	5.98	
7	9	12	14	18	-	-	-	2.13	2.69	3.57	4.32	5.28	-	-	-	-	17.99	5.98	
7	9	12	14	14	-	-	-	2.26	2.85	3.77	4.57	4.57	-	-	-	-	18.01	5.70	
7	9	12	12	18	-	-	-	2.25	2.84	3.76	3.76	5.56	-	-	-	-	18.16	5.98	
7	9	12	12	14	-	-	-	2.28	2.88	3.82	3.82	4.63	-	-	-	-	17.43	5.43	
7	9	12	12	12	-	-	-	2.35	2.96	3.92	3.92	3.92	-	-	-	-	17.09	5.23	
7	9	9	18	18	-	-	-	2.13	2.69	2.69	5.27	5.27	-	-	-	-	18.04	5.98	
7	9	9	14	18	-	-	-	2.25	2.84	2.84	4.56	5.57	-	-	-	-	18.07	5.87	
7	9	9	14	14	-	-	-	2.29	2.89	2.89	4.64	4.64	-	-	-	-	17.34	5.32	
7	9	9	12	24	-	-	-	2.12	2.68	2.68	3.55	7.08	-	-	-	-	18.11	5.98	
7	9	9	12	18	-	-	-	2.28	2.88	2.88	3.81	5.64	-	-	-	-	17.49	5.56	
7	9	9	12	14	-	-	-	2.35	2.97	2.97	3.93	4.76	-	-	-	-	16.97	5.16	
7	9	9	12	12	-	-	-	2.37	2.98	2.98	3.95	3.95	-	-	-	-	16.24	5.08	
7	9	9	9	24	-	-	-	2.17	2.74	2.74	2.74	7.24	-	-	-	-	17.63	5.98	
7	9	9	9	18	-	-	-	2.35	2.96	2.96	2.96	5.81	-	-	-	-	17.05	5.23	
7	9	9	9	14	-	-	-	2.37	2.99	2.99	2.99	4.79	-	-	-	-	16.12	5.07	
7	9	9	9	12	-	-	-	2.37	2.99	2.99	2.99	3.96	-	-	-	-	15.30	4.75	
7	9	9	9	9	-	-	-	2.37	2.99	2.99	2.99	2.99	-	-	-	-	14.33	4.33	
7	7	14	14	18	-	-	-	2.12	2.12	4.30	4.30	5.25	-	-	-	-	18.10	5.98	
7	7	14	14	14	-	-	-	2.25	2.25	4.55	4.55	4.55	-	-	-	-	18.16	5.70	
7	7	12	18	18	-	-	-	2.11	2.11	3.53	5.23	5.23	-	-	-	-	18.21	5.98	
7	7	12	14	18	-	-	-	2.16	2.16	3.62	4.38	5.35	-	-	-	-	17.68	5.98	
7	7	12	14	14	-	-	-	2.28	2.28	3.80	4.61	4.61	-	-	-	-	17.58	5.43	
7	7	12	12	24	-	-	-	2.11	2.11	3.52	3.52	7.03	-	-	-	-	18.29	5.98	
7	7	12	12	14	-	-	-	2.35	2.35	3.92	3.92	4.75	-	-	-	-	17.28	5.23	
7	7	12	12	12	-	-	-	2.36	2.36	3.94	3.94	3.94	-	-	-	-	16.54	5.11	
7	7	9	18	18	-	-	-	2.16	2.16	2.72	5.34	5.34	-	-	-	-	17.73	5.98	
7	7	9	14	24	-	-	-	2.11	2.11	2.67	4.28	7.05	-	-	-	-	18.22	5.98	
7	7	9	14	18	-	-	-	2.27	2.27	2.87	4.61	5.62	-	-	-	-	17.64	5.56	
7	7	9	14	14	-	-	-	2.35	2.35	2.96	4.75	4.75	-	-	-	-	17.16	5.16	
7	7	9	12	24	-	-	-	2.15	2.15	2.72	3.60	7.18	-	-	-	-	17.80	5.98	
7	7	9	12	18	-	-	-	2.34	2.34	2.96	3.92	5.80	-	-	-	-	17.36	5.32	
7	7	9	12	14	-	-	-	2.36	2.36	2.98	3.95	4.78	-	-	-	-	16.43	5.08	
7	7	9	12	12	-	-	-	2.37	2.37	2.99	3.96	3.96	-	-	-	-	15.65	4.91	
7	7	9	9	24	-	-	-	2.27	2.27	2.86	2.86	7.56	-	-	-	-	17.81	5.70	
7	7	9	9	18	-	-	-	2.36	2.36	2.98	2.98	5.83	-	-	-	-	16.51	5.11	
7	7	9	9	14	-	-	-	2.37	2.37	2.99	2.99	4.80	-	-	-	-	15.52	4.75	
7	7	9	9	12	-	-	-	2.37	2.37	2.99	2.99	3.96	-	-	-	-	14.68	4.46	
7	7	9	9	9	-	-	-	2.37	2.37	2.99	2.99	2.99	-	-	-	-	13.71	4.10	
7	7	7	18	18	-	-	-	2.26	2.26	2.26	5.58	5.58	-	-	-	-	17.95	5.87	
7	7	7	14	24	-	-	-	2.14	2.14	2.14	4.34	7.15	-	-	-	-	17.91	5.98	
7	7	7	14	18	-	-	-	2.30	2.30	2.30	4.65	5.68	-	-	-	-	17.22	5.32	
7	7	7	14	14	-	-	-	2.36	2.36	2.36	4.77	4.77	-	-	-	-	16.62	5.08	
7	7	7	12	24	-	-	-	2.25	2.25	2.25	3.77	7.52	-	-	-	-	18.05	5.87	
7	7	7	12	18	-	-	-	2.35	2.35	2.35	3.93	5.82	-	-	-	-	16.81	5.16	
7	7	7	12	14	-	-	-	2.37	2.37	2.37	3.96	4.80	-	-	-	-	15.87	4.91	
7	7	7	12	12	-	-	-	2.37	2.37	2.37	3.96	3.96	-	-	-	-	15.03	4.60	
7	7	7	9	24	-	-	-	2.29	2.29	2.29	2.89	7.63	-	-	-	-	17.38	5.43	
7	7	7	9	18	-	-	-	2.37	2.37	2.37	2.99	5.86	-	-	-	-	15.96	5.07	
7	7	7	9	14	-	-	-	2.37	2.37	2.37	2.99	4.80	-	-	-	-	14.90	4.46	
7	7	7	9	12	-	-	-	2.37	2.37	2.37	2.99	3.96	-	-	-	-	14.06	4.21	
7	7	7	9	9	-	-	-	2.37	2.37	2.37	2.99	2.99	-	-	-	-	13.09		

8 Rooms Multi heating

AOYG45LAT8	Combination of indoor unit						HEATING OPERATION												
							Heating Capacity										Input power		
							Room 1	Room 2	Room 3	Room 4	Room 5	Room 6	Room 7	Room 8	Total				
KW		KW		KW		KW		KW		KW		KW		KW					
6 Room	7	9	9	9	9	18	-	-	2.12	2.68	2.68	2.68	2.68	5.25	-	-	18.10	5.98	
	7	9	9	9	9	12	-	-	2.28	2.87	2.87	2.87	2.87	3.81	-	-	17.57	5.56	
	7	9	9	9	9	9	-	-	2.35	2.96	2.96	2.96	2.96	2.96	-	-	17.16	5.23	
	7	7	12	12	12	12	-	-	2.11	2.11	3.52	3.52	3.52	3.52	-	-	18.29	5.98	
	7	7	9	12	12	14	-	-	2.11	2.11	2.66	3.53	3.53	4.28	-	-	18.23	5.98	
	7	7	9	12	12	12	-	-	2.15	2.15	2.71	3.60	3.60	3.60	-	-	17.81	5.98	
	7	7	9	9	14	14	-	-	2.12	2.12	2.67	2.67	4.29	4.29	-	-	18.16	5.98	
	7	7	9	9	12	18	-	-	2.11	2.11	2.66	2.66	3.52	5.21	-	-	18.27	5.98	
	7	7	9	9	12	14	-	-	2.16	2.16	2.72	2.72	3.61	4.37	-	-	17.74	5.98	
	7	7	9	9	12	12	-	-	2.27	2.27	2.86	2.86	3.78	3.78	-	-	17.82	5.70	
	7	7	9	9	9	18	-	-	2.15	2.15	2.72	2.72	3.72	5.33	-	-	17.79	5.98	
	7	7	9	9	9	14	-	-	2.27	2.27	2.86	2.86	2.86	4.60	-	-	17.73	5.56	
	7	7	9	9	9	12	-	-	2.30	2.30	2.90	2.90	2.90	3.84	-	-	17.15	5.32	
	7	7	9	9	9	9	-	-	2.36	2.36	2.97	2.97	2.97	2.97	-	-	16.61	5.11	
	7	7	7	12	14	14	-	-	2.10	2.10	2.10	3.51	4.26	4.26	-	-	18.34	5.98	
	7	7	7	12	12	14	-	-	2.14	2.14	2.14	3.58	3.58	4.34	-	-	17.92	5.98	
	7	7	7	12	12	12	-	-	2.25	2.25	2.25	3.77	3.77	3.77	-	-	18.06	5.87	
	7	7	7	9	14	18	-	-	2.10	2.10	2.10	2.65	4.25	5.19	-	-	18.38	5.98	
	7	7	7	9	14	14	-	-	2.15	2.15	2.15	2.71	4.35	4.35	-	-	17.85	5.98	
	7	7	7	9	12	18	-	-	2.14	2.14	2.14	2.70	3.57	5.28	-	-	17.96	5.98	
	7	7	7	9	12	14	-	-	2.26	2.26	2.26	2.85	3.77	4.57	-	-	17.97	5.70	
	7	7	7	9	12	12	-	-	2.29	2.29	2.29	2.89	3.82	3.82	-	-	17.39	5.43	
	7	7	7	9	9	18	-	-	2.25	2.25	2.25	2.84	2.84	5.57	-	-	18.03	5.87	
	7	7	7	9	9	14	-	-	2.29	2.29	2.29	2.89	2.89	4.64	-	-	17.30	5.32	
	7	7	7	9	9	12	-	-	2.35	2.35	2.35	2.97	3.93	-	-	16.92	5.16		
	7	7	7	9	9	9	-	-	2.37	2.37	2.37	2.99	2.99	2.99	-	-	16.07	5.07	
	7	7	7	7	14	18	-	-	2.13	2.13	2.13	2.13	4.31	5.26	-	-	18.07	5.98	
	7	7	7	7	14	14	-	-	2.25	2.25	2.25	2.25	4.56	4.56	-	-	18.12	5.70	
	7	7	7	7	12	18	-	-	2.17	2.17	2.17	2.17	3.62	5.36	-	-	17.65	5.98	
	7	7	7	7	12	14	-	-	2.28	2.28	2.28	2.28	3.81	4.62	-	-	17.54	5.43	
	7	7	7	7	12	12	-	-	2.35	2.35	2.35	2.35	3.92	3.92	-	-	17.23	5.23	
	7	7	7	7	9	24	-	-	2.12	2.12	2.12	2.12	2.67	7.06	-	-	18.19	5.98	
	7	7	7	7	9	18	-	-	2.28	2.28	2.28	2.28	2.87	5.63	-	-	17.60	5.56	
	7	7	7	7	9	14	-	-	2.35	2.35	2.35	2.35	2.96	4.76	-	-	17.11	5.16	
	7	7	7	7	9	12	-	-	2.36	2.36	2.36	2.36	2.98	3.95	-	-	16.38	5.08	
	7	7	7	7	9	9	-	-	2.37	2.37	2.37	2.37	2.99	2.99	-	-	15.46	4.75	
	7	7	7	7	7	24	-	-	2.14	2.14	2.14	2.14	2.14	7.16	-	-	17.88	5.98	
	7	7	7	7	7	18	-	-	2.30	2.30	2.30	2.30	2.30	5.68	-	-	17.18	5.32	
	7	7	7	7	7	14	-	-	2.36	2.36	2.36	2.36	2.36	4.78	-	-	16.57	5.08	
	7	7	7	7	7	12	-	-	2.37	2.37	2.37	2.37	2.37	3.96	-	-	15.81	4.91	
	7	7	7	7	7	9	-	-	2.37	2.37	2.37	2.37	2.37	2.99	-	-	14.84	4.46	
	7	7	7	7	7	7	-	-	2.37	2.37	2.37	2.37	2.37	2.37	-	-	14.22	4.21	
	7	9	9	9	9	9	9	-	2.12	2.67	2.67	2.67	2.67	2.67	-	-	18.16	5.98	
	7	9	9	9	9	9	12	-	2.10	2.10	2.65	2.65	2.65	3.51	-	-	18.33	5.98	
	7	7	9	9	9	9	9	-	2.15	2.15	2.71	2.71	2.71	2.71	-	-	17.85	5.98	
	7	7	7	9	9	9	14	-	2.09	2.09	2.09	2.63	2.63	4.23	-	-	18.40	5.98	
	7	7	7	9	9	9	12	-	2.13	2.13	2.13	2.69	2.69	2.69	3.56	-	-	18.02	5.98
	7	7	7	9	9	9	9	-	2.25	2.25	2.25	2.84	2.84	2.84	2.84	-	-	18.11	5.87
	7	7	7	7	9	12	12	-	2.11	2.11	2.11	2.11	2.67	3.53	3.53	-	-	18.20	5.98
	7	7	7	7	9	9	14	-	2.12	2.12	2.12	2.12	2.68	2.68	4.30	-	-	18.13	5.98
	7	7	7	7	9	9	12	-	2.16	2.16	2.16	2.16	2.73	2.73	3.61	-	-	17.71	5.98
	7	7	7	7	9	9	9	-	2.27	2.27	2.27	2.27	2.87	2.87	2.87	-	-	17.68	5.56
	7	7	7	7	7	12	14	-	2.10	2.10	2.10	2.10	2.10	3.52	4.26	-	-	18.31	5.98
	7	7	7	7	7	12	12	-	2.14	2.14	2.14	2.14	2.14	3.58	3.58	-	-	17.89	5.98
	7	7	7	7	7	9	18	-	2.10	2.10	2.10	2.10	2.10	2.65	5.19	-	-	18.35	5.98
	7	7	7	7	7	9	14	-	2.15	2.15	2.15	2.15	2.15	2.71	4.36	-	-	17.82	5.98
	7	7	7	7	7	9	12	-	2.26	2.26	2.26	2.26	2.26	2.85	3.78	-	-	17.93	5.70
	7	7	7	7	7	9	9	-	2.29	2.29	2.29	2.29	2.29	2.89	2.89	-	-	17.26	5.32
	7	7	7	7	7	7	18	-	2.13	2.13	2.13	2.13	2.13	2.13	5.26	-	-	18.04	5.98
	7	7	7	7	7	7	14	-	2.25	2.25	2.25	2.25	2.25	2.25	4.56	-	-	18.08	5.70
	7	7	7	7	7	7	12	-	2.28	2.28	2.28	2.28	2.28	2.28	3.81	-	-	17.50	5.43
	7	7	7	7	7	7	9	-	2.35	2.35	2.35	2.35	2.35	2.35	2.96	-	-	17.06	5.16
	7	7	7	7	7	7	7	-	2.36	2.36	2.36	2.36	2.36	2.36	2.36	-	-	16.52	5.08
	8 Room	7	7	7	7	7	9	9	2.09	2.09	2.09	2.09	2.09	2.64	2.64	2.64	18.40	5.98	
		7	7	7	7	7	9	9	2.12	2.12	2.12	2.12	2.12	2.12	2.68	2.68	18.10	5.98	
		7	7	7	7	7	7	12	2.11	2.11	2.11	2.11	2.11	2.11	3.52	-	18.28	5.98	
		7	7	7	7	7	7	9	2.15	2.15	2.15	2.15	2.15	2.15	2.72	-	17.79	5.98	
		7	7	7	7	7	7	7	2.25	2.25	2.25	2.25	2.25	2.25	2.25	-	18.04	5.70	

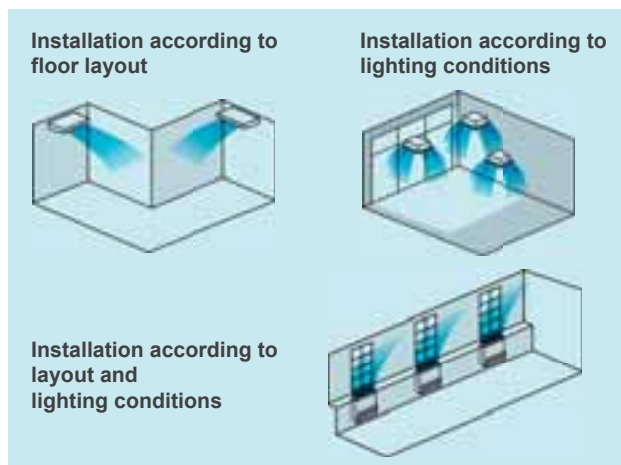
Note: •Heating capacity is based on 20°CDB(indoor temperature),7°CDB/6°CWB(outdoor temperature)
 •Pipe Length: 5m (Outdoor unit to Branch box), 3m (Branch box to Indoor unit)
 •Height difference: 0m (Outdoor unit to Indoor unit)
 •The values in this table should be used only as a guide. These values are calculated at standard conditions.
 When you select models finally, select them according to "Model Selection" in the D&T manual

Simultaneous Multi Twin / Triple



Can support various installation scenes from office to commercial space by same place multi connection of up to 3units.

Indoor units distributed layout according to the shape and number of people and lighting conditions of the room even on wide floors and atypical floors. Ideal comfortable air flow distribution can be realized.



Specifications

Model No.		Indoor unit		Compact Cassette		
				AUYF18LB	AUYF22LB	AUYF24LB
Power Source	V/∅/Hz			230/1/50	230/1/50	230/1/50
Air Flow (High)	Cooling H/M/L/Q	m ³ /h		680/580/490/410	1030/830/600/450	1030/830/600/450
Net Dimension H x W x D		mm		245x570x570	245x570x570	245x570x570
		kg(lbs)		15 (33)	17 (36)	17 (36)
Grille				UTG-UFYB-W	UTG-UFYB-W	UTG-UFYB-W

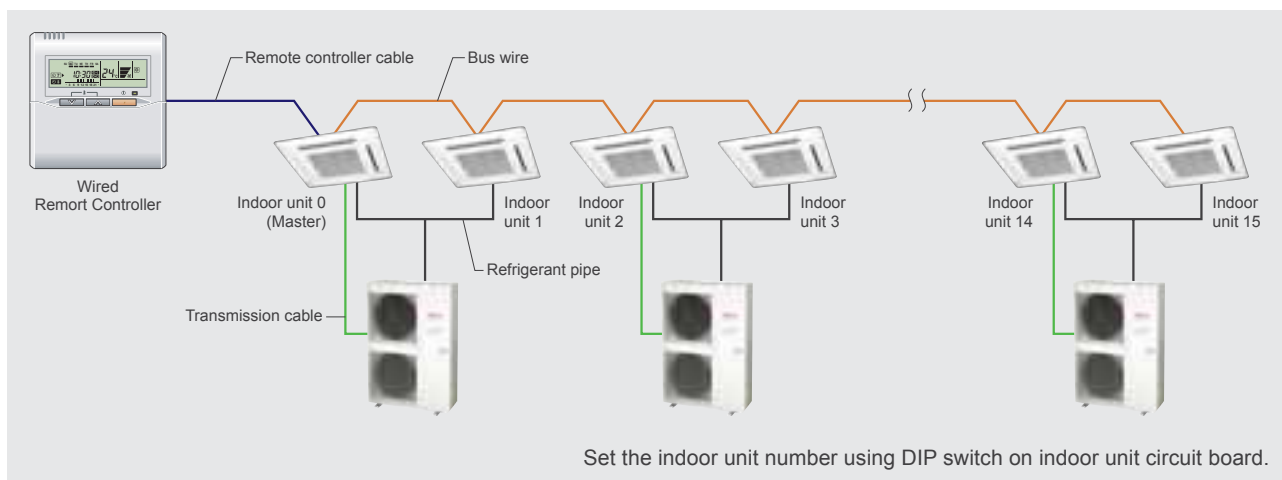
Model No.		Indoor unit		Duct			Floor/Ceiling Universal		
				ARYF18LBU	ARYF22LBTU	ARYF24LBTU	ABYF18LB	ABYF22LBT	ABYF24LBT
Power Source	V/∅/Hz			230/1/50	230/1/50		230/1/50	230/1/50	
Air Flow (High)	Cooling H/M/L/Q	m ³ /h		830/670/580/480	1100/910/750/580		780/700/560/500	980/820/680/540	
Net Dimension H x W x D		mm		217 x 953 x 595	270 x 1135 x 700		199 x 990 x 655	199 x 990 x 655	
		kg(lbs)		23 (51)	38 (84)		27 (60)	27 (60)	

Model No.		Outdoor unit		AOYD36LATT	AOYD45LATT	AOYD54LATT
Power Source	V/∅/Hz			400/3/50	400/3/50	400/3/50
Net Dimension H x W x D		mm		1290x900x330	1290x900x330	1290x900x330
		kg(lbs)		107(236)	107(236)	107(236)
Piping Connections (Small / Large)			mm	9.52/15.88	9.52/15.88	9.52/15.88
Max Pipe Length (Chargeless)			mm	75	75	75
Height Difference			mm	30	30	30
Operation Range	Cooling	°CDB		-15~46	-15~46	-15~46
	Heating			-15~24	-15~24	-15~24
Refrigerant				R410A	R410A	R410A
Separation tube				UTP-SX236A(Twin)	UTP-SX254A(Twin)	UTP-SX254A(Twin)/UTP-SX354A(Triple)

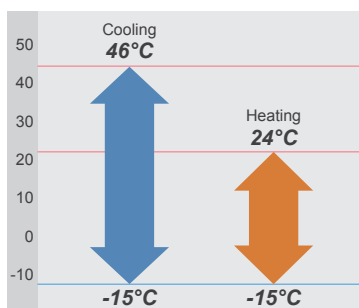
*Different type and capacity indoor units can not be connected .

Simultaneous control

Max 16 indoor units are simultaneously controlled with a wired remote controller.



Low ambient operation

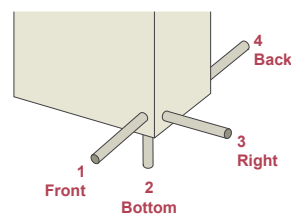


External input

Low noise mode: Suppresses night time operating sound.
Peak cut function: Suppresses maximum capacity and performs energy saving operation and can prevent breaker tripping.

Piping connection

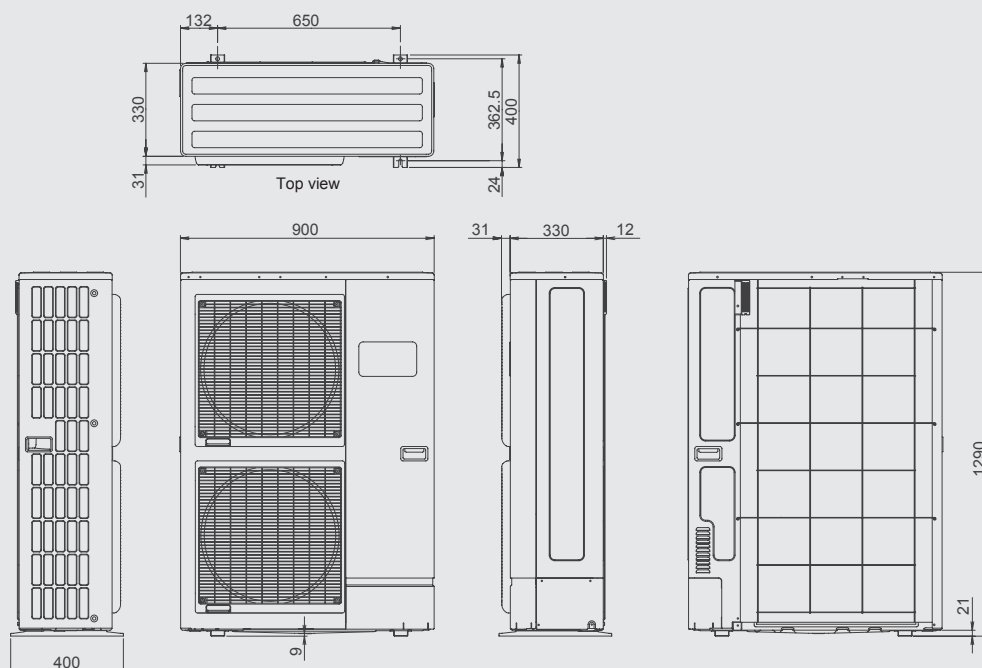
Four directions piping connection is possible. The perfect route can be selected according to the installation.



Dimensions

Models: AOYD36LATT / AOYD45LATT / AOYD54LATT

(Unit : mm)

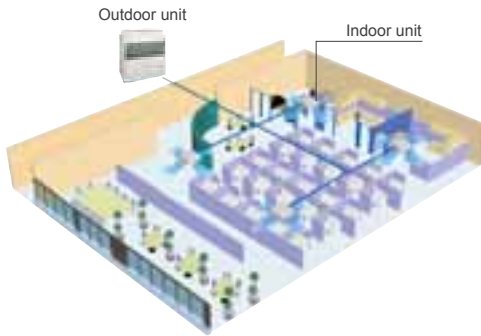


Big Multi

Simultaneous Operation

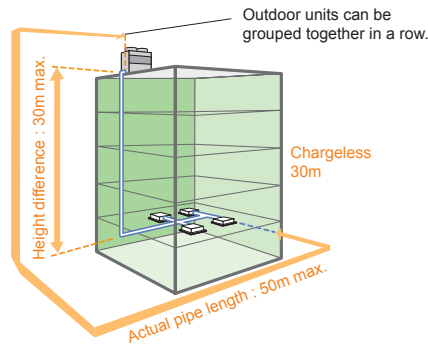
Features of System Operations

- Simultaneous Operating System suitable for large spaces such as offices, lobbies and waiting rooms of high-rise buildings.
- One controller can simultaneously control cooling or heating by 2~4 indoor units.



Indoor Unit Lineup

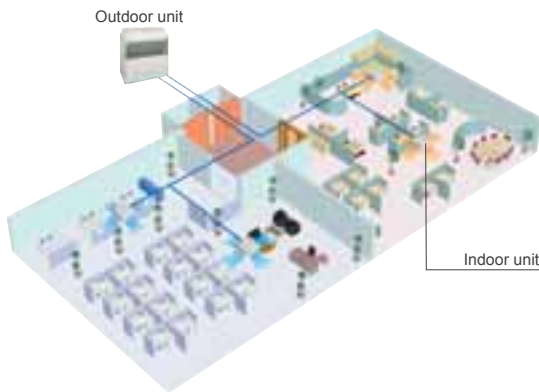
CAPACITY (BTU)	CASSETTE (COMPACT)	CASSETTE	DUCT	FLOOR/CEILING UNIVERSAL	CEILING (LARGE)
	45,000	●	●	●	●
36,000	●	●	●	●	●
30,000	●	●	●	●	●
(25,000)	●	●	●	●	●
24,000	●	●	●	●	●
18,000	●	●	●	●	●



Individual Operation

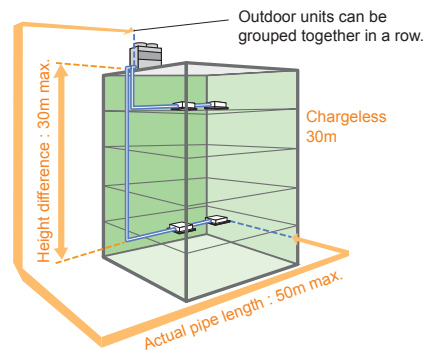
Features of System Operations

- Individual Operating System is suitable for large spaces such as hotels, commercial spaces, offices and restaurants.
- The system can cool and heat individually, because it has two refrigeration cycles.



Indoor Unit Lineup

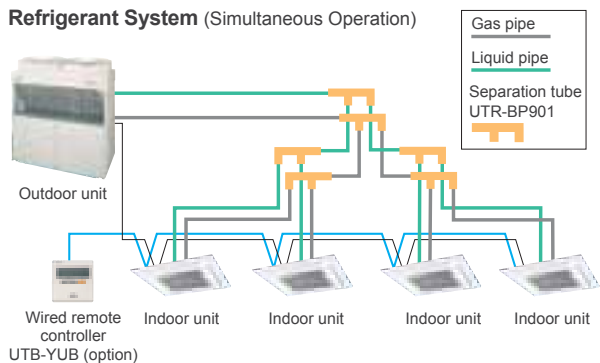
CAPACITY (BTU)	CASSETTE (COMPACT)	CASSETTE	DUCT	FLOOR/CEILING UNIVERSAL	CEILING (LARGE)
	45,000	●	●	●	●
36,000	●	●	●	●	●
30,000	●	●	●	●	●
(25,000)	●	●	●	●	●
24,000	●	●	●	●	●
18,000	●	●	●	●	●



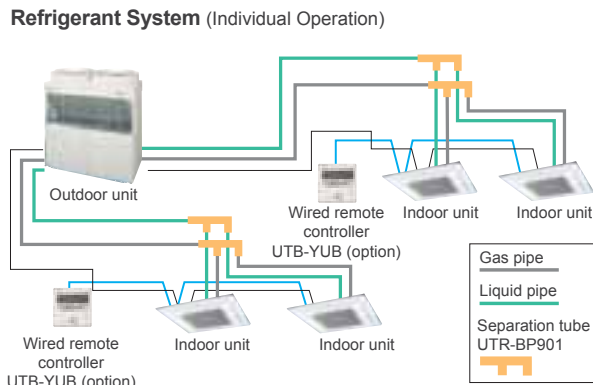
Specifications

Model name		ABYA18TATA	ABYA24TATA	ABYA30TATA	ABYA36TATA	ABYA45TATA	ARXA25TATA	ARXA30TATA	ARXA36TATA	ARXA45TATA
Power Source		V/ø/Hz	220-240/1/50	220-240/1/50	220-240/1/50	220-240/1/50	220-240/1/50	220-240/1/50	220-240/1/50	220-240/1/50
Capacity	Cooling	kW	5.20~5.30	6.50~6.60	8.60~8.80	10.30~10.50	12.40~12.70	6.95~7.05	8.60~8.80	10.30~10.50
	Heating	kW	5.50~5.60	7.60~7.70	8.80~9.10	10.50~10.70	13.40~13.70	7.60~7.85	8.80~9.10	10.50~10.70
Capacity	Cooling	BTU/h	17,800~18,100	22,200~22,500	29,400~30,000	35,200~36,000	42,500~43,500	23,700~24,100	29,400~30,000	35,200~36,000
	Heating	BTU/h	18,800~19,100	25,900~26,300	30,000~31,000	36,000~36,500	46,000~47,000	25,900~26,800	30,000~31,000	36,000~36,500
Moisture Removal		l/h	2.20	3.40	4.00	4.00	5.50	2.50	3.00	4.00
Airflow Rate	High	m³/h	800	900	1,270	1,660	1,850	1,600	1,650	2,000
	Med	m³/h	680	780	1,120	1,500	1,660	1,450	1,550	1,800
	Low	m³/h	560	660	860	1,270	1,430	1,280	1,350	1,600
Fan Motor Output		W	30	40	160	160	160	70	275	275
Fan Type x Q'ty			Sirocco x 2	Sirocco x 2	Sirocco x 4	Sirocco x 4	Sirocco x 4	Sirocco x 2	Sirocco x 2	Sirocco x 2
Net Dimension H x W x D		mm	199x990x655	199x990x655	240x1,660x700	240x1,660x700	240x1,660x700	270x1,210x700	270x1,210x700	270x1,210x700
Weight		kg	28	30	48	48	48	43	43	45
Connection Method			Flare	Flare	Flare	Flare	Flare	Flare	Flare	Flare
Connection Pipe Size (Small/Large)		mm	9.53/15.88	9.53/15.88	9.53/15.88	9.53/19.05	9.53/19.05	9.53/15.88	9.53/15.88	9.53/19.05
Operation Range	Cooling	°C	18~30	18~30	18~30	18~30	18~30	18~30	18~30	18~30
	Heating	°C	16~30	16~30	16~30	16~30	16~30	16~30	16~30	16~30
Grille			-	-	-	-	-	-	-	-

Refrigerant System (Simultaneous Operation)



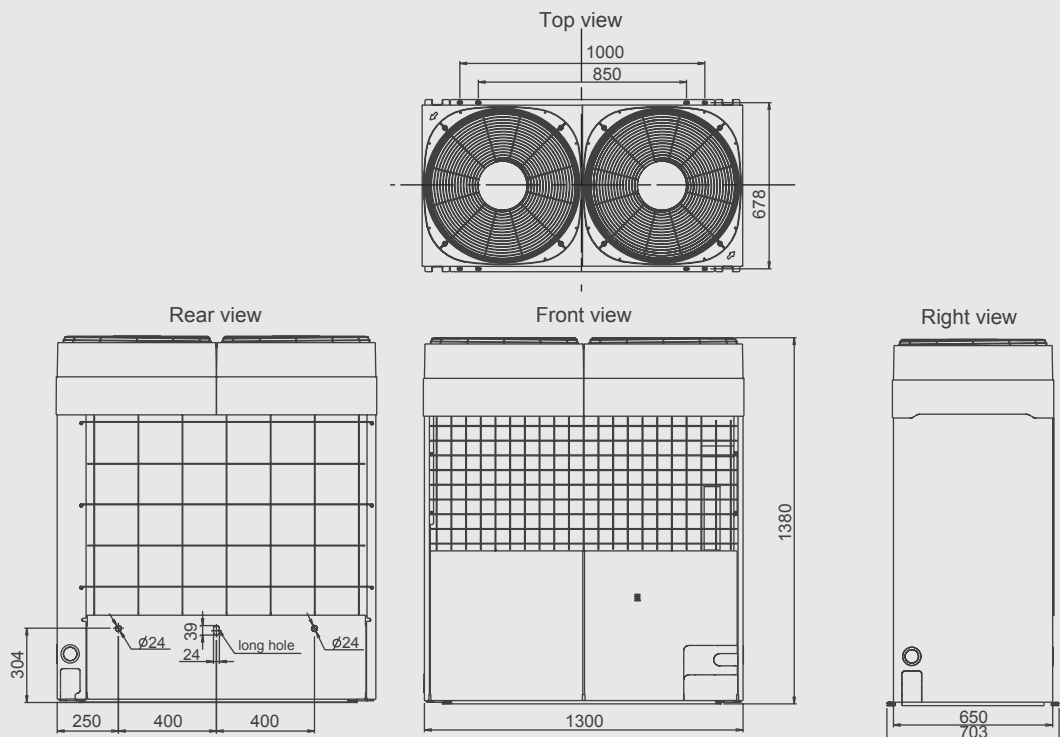
Refrigerant System (Individual Operation)



Dimensions

Models: AJYA90EATA / AJYA90TATA / AJYA90EATB / AJYA90TATB

(Unit : mm)



AUXA18TATA	AUYA25TATA	AUYA30TATA	AUYA36TATA	AUYA45TATA
220-240/1/50	220-240/1/50	220-240/1/50	220-240/1/50	220-240/1/50
4.85~5.00	6.95~7.05	8.60~8.80	10.30~10.50	12.40~12.70
5.30~5.45	7.60~7.85	8.80~9.10	10.50~10.70	13.40~13.70
19,000~19,900	23,700~24,100	29,400~30,000	35,200~36,000	42,300~43,400
21,000~21,600	25,900~26,800	30,000~31,100	35,800~36,500	45,800~46,800
2.10	2.50	3.00	4.00	5.00
650	1,170	1,270	1,500	1,650
550	970	1,070	1,300	1,450
490	770	880	1,100	1,200
14	90	90	90	90
Turbo x 1	Turbo x 1	Turbo x 1	Turbo x 1	Turbo x 1
235x580x580(+70)	296x830x830	296x830x830	296x830x830	296x830x830
18	38	38	40	40
Flare	Flare	Flare	Flare	Flare
9.53/15.88	9.53/15.88	9.53/15.88	9.53/19.05	9.53/19.05
18~30	18~30	18~30	18~30	18~30
16~30	16~30	16~30	16~30	16~30
UTG-UDYD-W	-	-	-	-

Model name	Individual Operation				Simultaneous Operation			
	AJYA90EATA	AJYA90TATA	AJYA90EATB	AJYA90TATB				
Power Source	V/ø/Hz				380-415/W4/50	380-415/W4/50	380-415/W4/50	380-415/W4/50
Total Capacity	Cooling	kW			25.40	25.40	25.40	25.40
	Heating	kW			28.60	28.60	28.60	28.60
Total Input Watts	Cooling	kW			9.40	9.40	9.40	9.40
	Heating	kW			-	10.00	-	10.00
Total Ampacity	Cooling	A			16.20	16.20	16.20	16.20
	Heating	A			-	17.00	-	17.00
Starting Current	A			63.00	63.00	63.00	63.00	
EER	Cooling	W/W			2.70	2.70	2.70	2.70
	Heating	W/W			-	2.86	-	2.86
COP	High	r.p.m			730	730	730	730
	Low	r.p.m			360	360	360	360
Fan Speed	High	m³/h			9,800	9,800	9,800	9,800
	Low	m³/h			9,800	9,800	9,800	9,800
Airflow Rate	Propeller x 2			Propeller x 2	Propeller x 2	Propeller x 2	Propeller x 2	
Fan Type x Qty	W			150x2	150x2	150x2	150x2	
Fan Motor Output	mm			1,380x1,300x650	1,380x1,300x650	1,380x1,300x650	1,380x1,300x650	
Net Dimension H x W x D	kg			243	245	243	245	
Weight	db(A)			57	57	57	57	
Noise Level(Sound Pressure)	Condition	Indoor	Cooling	DB/WB	27/19	27/19	27/19	27/19
		Heating	(°C)	20/(15)	20/(15)	20/(15)	20/(15)	
	Outdoor	Cooling	DB/WB	35/24	35/24	35/24	35/24	
	Heating	(°C)	7/6	7/6	7/6	7/6		
Refrigerant	Type			R407C	R407C	R407C	R407C	
	Charge			kg	3.1x2	6.00	6.00	
Pipe	Size			mm	9.53/19.05	9.53/19.05	12.70/28.58	
	Max Length			m	50	50	50	
	Max Height			m	30	30	30	
	Max Chargeless Length			m	30	30	30	
Operation(Outdoor)	Cooling			°C	0~52	0~52	0~52	
	Heating			°C	-10~21	-10~21	-10~21	

VRF

AIRSTAGE™ creates a comfortable space with a wide range of series variations.

Comfort is required of spaces where people gather.

VRF is a large multi system that effectively air conditions a wide range of spaces from large buildings to personal residences.

This system makes a variety of spaces comfortable utilizing high environmental performance and powerful but pleasant operation.



096 AIRSTAGE™ J Heat pump type



104 AIRSTAGE™ S Heat recovery type

114 AIRSTAGE™ V-II Heat pump type

132 Control Systems



High Efficiency & Reliability



The background of the entire page is a photograph of a modern conference room. A long, light-colored wooden conference table is surrounded by white chairs with chrome frames. A man in a light-colored shirt and dark trousers stands at the far end of the table, looking out a large window. On the ceiling, a square, recessed air conditioning unit is visible. The room is brightly lit by natural light from the windows.

Variable Refrigerant Flow system
For Home & Buildings

The AIRSTAGE logo is located in the middle right section of the page. It consists of the word "AIRSTAGE" in a bold, italicized, sans-serif font, with a trademark symbol (TM) to its upper right. A stylized, curved line element precedes the word.

Compact VRF System for use in apartments, homes, shops, offices and a broad range of other applications



Heat pump
AJYA54LCLR

Economy & Comfort

Powerful operation with low electricity consumption

Excellent EER/COP are attainable as shown in the table below.

Cooling EER 3.20*	Heating COP 3.40*
-----------------------------	-----------------------------

*"EER/COP" is the coefficient of performance (=capacity (kW) ÷ input power (kW)).
*EER/COP values are based on our own testing method.

Uses a high-performance DC inverter scroll compressor with variable capacity according to the load during cooling and heating.



Low noise design

Newly designed larger fan and double casing bell mouth construction reduce noise emissions.

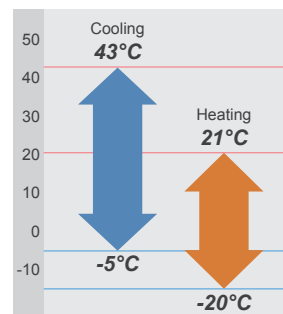
Large fan
Low speed design suppresses noise by using a larger fan.



Double casing bell mouth
Double casing bell mouth helps to reduce noise.

Wide operating range

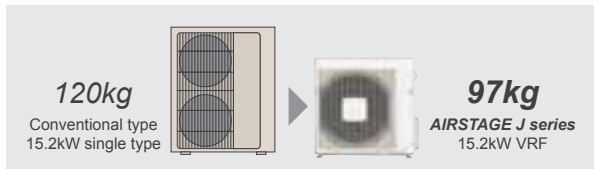

Outdoor unit operates over an ambient temperature range of -5°C to 43°C for cooling and -20°C to 21°C for heating.



Design Versatility

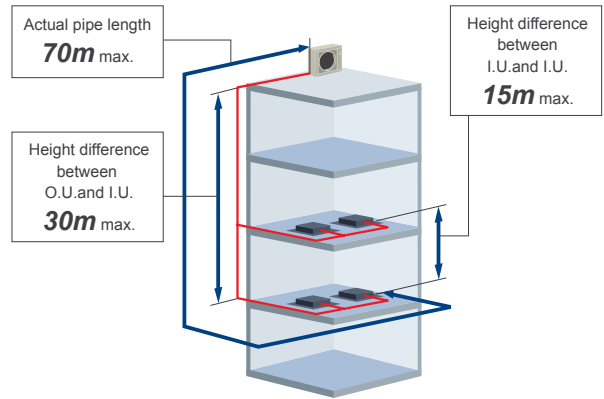
Compact design

Small, compact casing can be easily concealed. The low overall height allows the unit to be neatly positioned beneath a window.



Long piping length

The maximum piping length is 70m, and can cope with a wide range of applications from homes to offices.

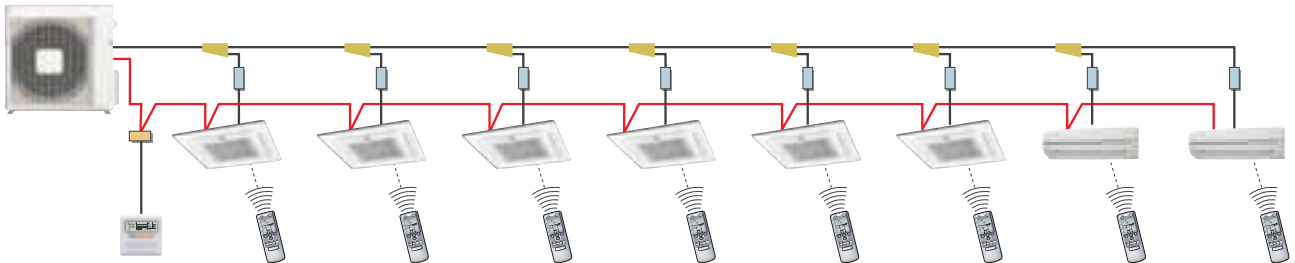


High capacity connection


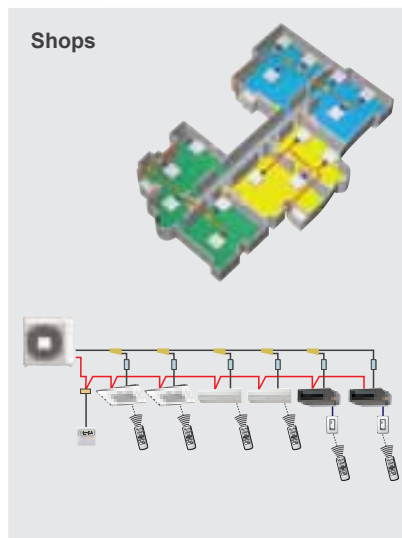
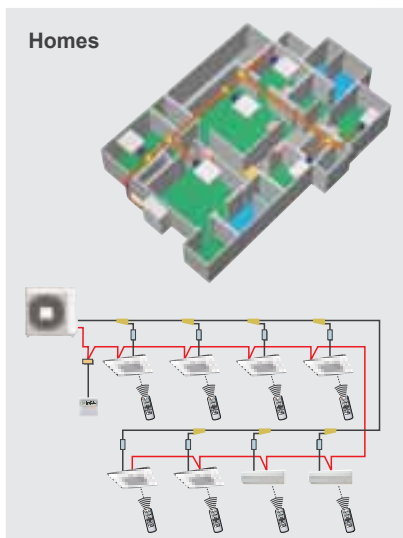
- Up to 8 indoor units can be connected to 1 outdoor unit. Furthermore, the indoor unit connection capacity can be up to 150% of the outdoor unit rating. This increases design flexibility.
- All indoor units are supplied with a Wireless Remote Controller.

Max. 8 indoor units connectable

Indoor unit connectable capacity 150%



System that allows individual air conditioning of multiple rooms

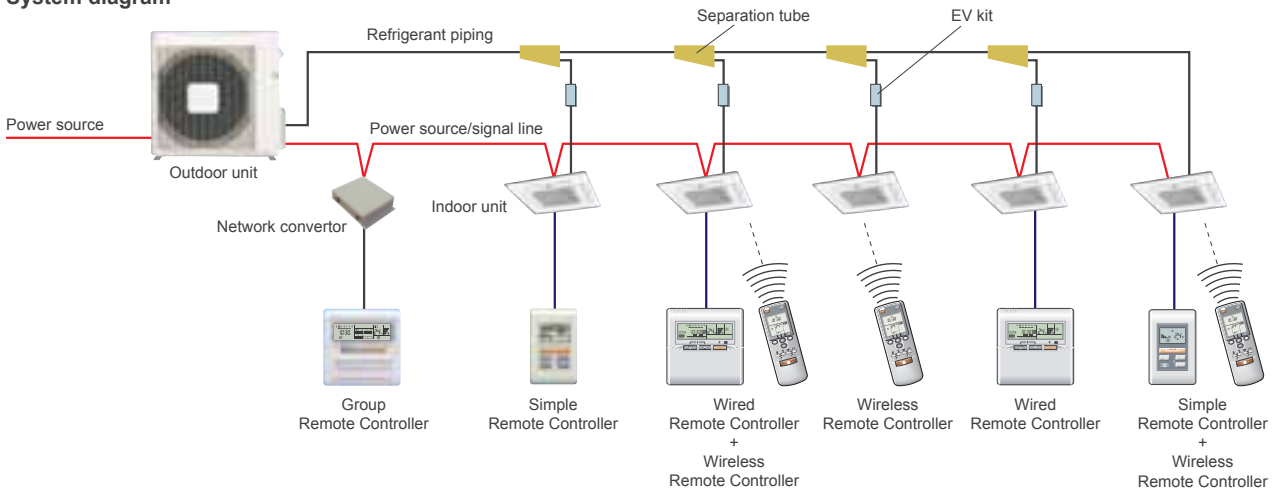


Easy Installation

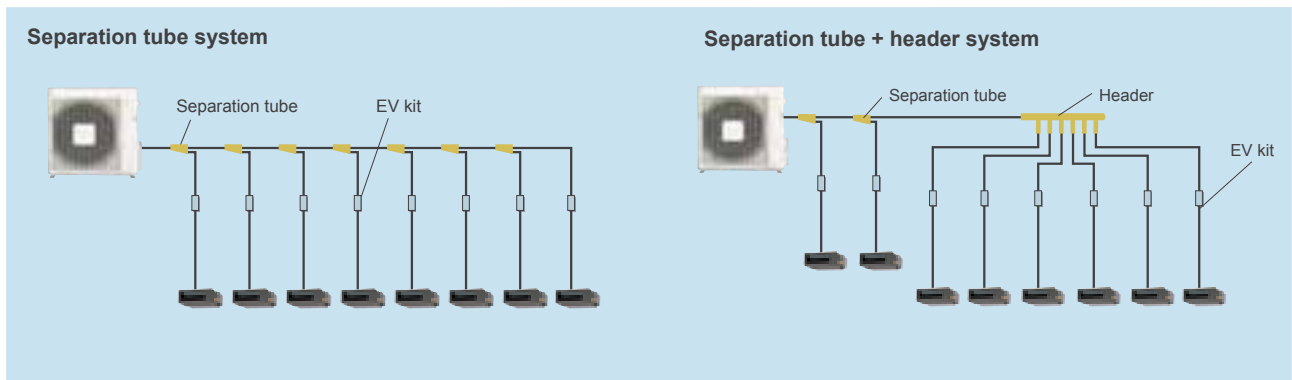
Simple piping system

The wiring work is simple in the connection wiring system one by one. The dedicated communication line is unnecessary. The electrical work is simple because of single-phase power supply.

System diagram

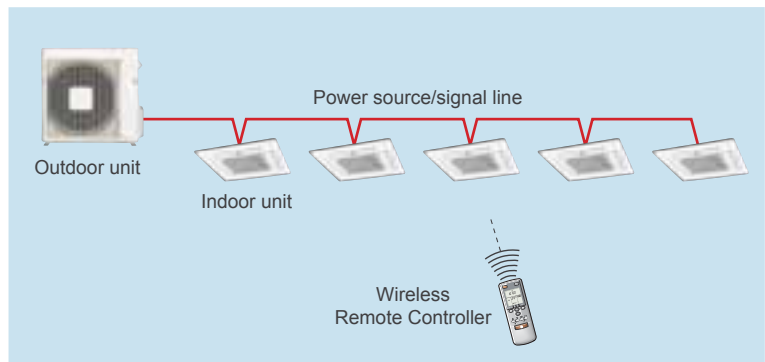


Piping connection examples



Easy system address setting

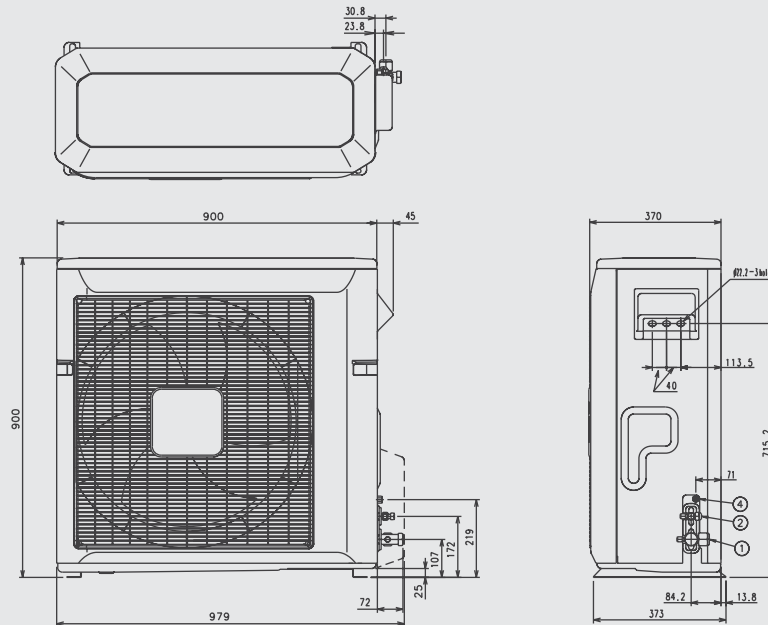
During installation work, system addressing can be performed using the wireless remote controller, thus eliminating manual switch setting.



Outdoor units specifications

Dimensions Model: AJYA54LCLR

(Unit : mm)



Specifications

Rating Capacity range	HP	6
Model name	AJYA54LCLR	
Maximum Connectable Indoor Unit	8	
Indoor unit connectable capacity	Cooling kW	7.6 to 22.8
Power source	Single-phase, 220-240V, 50Hz	
Capacity	Cooling kW	15.2
	Heating kW	16.6
Input power	Cooling kW	4.75
	Heating kW	4.88
EER	Cooling W/W	3.2
COP	Heating W/W	3.4
Air flow rate	High m ³ /h	5,250
Sound pressure level	Normal operation mode dB (A)	56
	Silent operation mode dB (A)	51
Compressor motor output	kW	3.0
Heat exchanger fin	Plate fin coil	
Dimensions	Height mm	900
	Width mm	900
	Depth mm	370
Weight	kg	97
Refrigerant charge	kg	3.0
Connection pipe diameter	Liquid mm	ø9.52
	Gas mm	ø19.05
Operation range	Cooling °C	-5 to 43
	Heating °C	-20 to 21

















Note: Specifications are based on the following conditions.

Cooling: Indoor temperature 27°CDB/19°CWB, and outdoor temperature 35°CDB/(24°CWB).













Heating: Indoor temperature 20°CDB/(15°CWB), and outdoor temperature 7°CDB/6°CWB.

Voltage: 230 [V]

Indoor units lineup

Capacity range (kW)	2.15	2.80	3.60	4.00	5.30	5.70	
Model code	7	9	12	14	18	20	
Compact Cassette	 AU7UFAAR	 AU9UFAAR	 AU12UFAAR	 AU14UFAAR	 AU18UFAAR		
<small>Slim Type</small> Cassette						 AU20UFARR	
Compact Duct	 ARXA07LALR	 ARXA09LALR	 ARXA12LALR	 ARXA14LALR	 ARXA18LALR		
Duct							
Compact Wall Mounted	 AS7UFADR	 AS9UFADR	 AS12UFADR	 AS14UFADR			
Wall Mounted					 AS18UFAJR		

6 Types, 28 Models, Capacity range from 2.15kW to 14.1kW

	6.00	6.90	7.05	8.80	10.5	12.7	14.1
	22	24	25	30	36	45	54
			 <p>Slim Type AU25UFARR</p>	 <p>Slim Type AU30UFARR</p>	 <p>AU36UFASR</p>	 <p>AU45UFASR</p>	 <p>AU54UFASR</p>
 <p>ARXA22LBLR</p>			 <p>AR25UFAAR ARXB25LATR</p>	 <p>AR30UFAAR ARXB30LATR</p>	 <p>AR36UFAAR</p>	 <p>AR45UFAAR</p>	
		 <p>AS24UFAJR</p>		 <p>AS30UFAJR</p>			

Indoor units specifications

Compact Cassette



Model name			AU7UFAAR	AU9UFAAR	AU12UFAAR	AU14UFAAR	AU18UFAAR
Power source			220-240V, 50Hz				
Capacity	Cooling	kW	2.15	2.80	3.60	4.00	5.00
	Heating		2.45	3.10	4.10	4.50	5.45
Input power		W	28			52	50
Airflow rate	High	m ³ /h	530			580	640
	Med		480			520	540
	Low		410			460	470
Sound pressure level	High	dB(A)	38			41	44
	Med		35			37	38
	Low		31			34	35
Dimensions (H x W x D)	Net	mm	230 x 570 x 570				
Weight	Net	kg	18				
Connection pipe diameter	Liquid (Flare)	mm	ø6.35				
	Gas (Flare)		ø9.52		ø12.70		ø15.88
	Drain		ø32 (I.D.); ø37 (O.D.)				

Note: Specifications are based on the following conditions.

Cooling: Indoor temperature 27°CDB/19°CWB, and outdoor temperature 35°CDB/(24°CWB).

Heating: Indoor temperature 20°CDB/15°CWB, and outdoor temperature 7°CDB/(6°CWB).

Voltage: 230[V]

Cassette



Model name			AU20UFARR	AU25UFARR	AU30UFARR	AU36UFASR	AU45UFASR	AU54UFASR
Power source			220-240V, 50Hz					
Capacity	Cooling	kW	5.70	7.05	8.80	10.5	12.7	14.1
	Heating		5.80	7.85	9.10	10.7	13.7	15.8
Input power		W	117	129	142	175	190	219
Airflow rate	High	m ³ /h	1,030	1,170	1,270	1,500	1,650	1,780
	Med		850	970	1,070	1,300	1,450	1,550
	Low		680	770	880	1,100	1,200	1,300
Sound pressure level	High	dB(A)	42	42	45	48	49	52
	Med		38	40	42	44	47	49
	Low		37	39	39	41	43	45
Dimensions (H x W x D)	Net	mm	246 x 830 x 830			296 x 830 x 830		
Weight	Net	kg	34		40			
Connection pipe diameter	Liquid (Flare)	mm	ø6.35			ø9.52		
	Gas (Flare)		ø15.88			ø19.05		
	Drain		ø32 (I.D.); ø37 (O.D.)					

Note: Specifications are based on the following conditions.

Cooling: Indoor temperature 27°CDB/19°CWB, and outdoor temperature 35°CDB/(24°CWB).

Heating: Indoor temperature 20°CDB/15°CWB, and outdoor temperature 7°CDB/(6°CWB).

Voltage: 230[V]

Duct



Model name			ARXA07 LALR	ARXA09 LALR	ARXA12 LALR	ARXA14 LALR	ARXA18 LBLR	ARXA22 LBLR	ARXB25 LATR	ARXB30 LATR	AR25 UFAAR	AR30 UFAAR	AR36 UFAAR	AR45 UFAAR
Power source			220-240V, 50Hz											
Capacity	Cooling	kW	2.15	2.80	3.50	4.00	5.30	6.00	7.05	8.80	7.05	8.80	10.5	12.7
	Heating		2.45	3.10	4.10	4.80	5.60	6.30	7.85	9.10	7.85	9.10	10.7	13.7
Input power			32		49		103	77	155		155		315	
Airflow rate	High	m ³ /h	420		620		950	890	1,340		1,200		2,200	
	Med		390		550		790	780	1,090		1,100		2,000	
	Low		360		470		620	670	970		1,000		1,800	
Static pressure range			0 to 40						0 to 80		30 to 160		30 to 180	
Sound pressure level	High	dB(A)	34		33		40	42	33		44		49	
	Med		32		29		35	38	29		42		47	
	Low		31		27		30	34	26		40		45	
Dimensions (H x W x D)			217 x 663 x 595		217 x 953 x 595				270 x 1,210 x 700					
Weight			18		25				43		45			
Connection pipe diameter	Liquid (Flare)	mm					ø6.35		ø9.52		ø6.35		ø9.52	
	Gas (Flare)		ø9.52		ø12.70				ø15.88				ø19.05	
	Drain		ø21.5 (I.D.); ø26 (O.D.)								ø35.7 (I.D.); ø38.1 (O.D.)			

Note: Specifications are based on the following conditions.

Cooling: Indoor temperature 27°CDB/19°CWB, and outdoor temperature 35°CDB/(24°CWB).

Heating: Indoor temperature 20°CDB/15°CWB, and outdoor temperature 7°CDB/(6°CWB).

Standard static pressure: 0Pa (AR7 to AR22), 100Pa (AR25 to AR45).

Voltage: 230[V]

Wall Mounted



Model name			AS7UFADR	AS9UFADR	AS12UFADR	AS14UFADR	AS18UFAJR	AS24UFAJR	AS30UFAJR	
Power source			220-240V, 50Hz							
Capacity	Cooling	kW	2.15	2.80	3.50	3.80	5.40	6.90	8.00	
	Heating		2.45	3.10	4.10	4.50	5.60	7.80	8.80	
Input power			26	33	40		38	50	60	
Airflow rate	High	m ³ /h	410		540		840	950	1,050	
	Med		370		450		700	800	940	
	Low		350		410		480	600	670	780
Sound pressure level	High	dB(A)	30		39		42	45	48	
	Med		27		33		39	41	45	
	Low		26		30		34	35	37	41
Dimensions (H x W x D)			257 x 808 x 187				320 x 1,120 x 220			
Weight			8				16			
Connection pipe diameter	Liquid (Flare)	mm					ø6.35		ø9.52	
	Gas (Flare)		ø9.52		ø12.70				ø15.88	
	Drain		ø12 (I.D.); ø16.2 - 17 (O.D.)						ø12 (I.D.); ø16 (O.D.)	

Note: Specifications are based on the following conditions.

Cooling: Indoor temperature 27°CDB/19°CWB, and outdoor temperature 35°CDB/(24°CWB).

Heating: Indoor temperature 20°CDB/15°CWB, and outdoor temperature 7°CDB/(6°CWB).

Voltage: 230[V]

Maximum comfort from inbuilt flexibility



Heat recovery
AO90MPCMF

High Efficiency

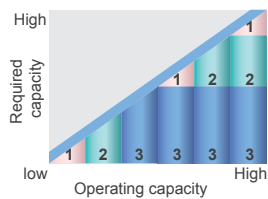
Operating system

Cooling and heating can be performed simultaneously within the same refrigerant circuit. Energy savings are made by transferring heat between the indoor units when in heat recovery operation.

Cooling EER 2.98*	Heating COP 3.15*	*EER/COP values are based on our own testing method.
-----------------------------	-----------------------------	--

Smooth operation delivering high efficiencies

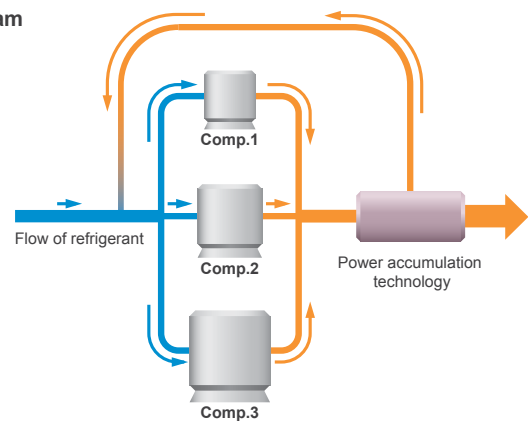
The configuration of 3 constant speed compressors with differing capacities and power accumulation technology ensure smooth step changes and highly efficient operation.



Power accumulation technology

Flow rate to the indoor unit(s) is controlled through the use of 3 differently rated compressors operating in a sequential step arrangement. While power accumulation technology controls the circulating load of the refrigerant flow between those steps.

Diagram



Comfortable Operation

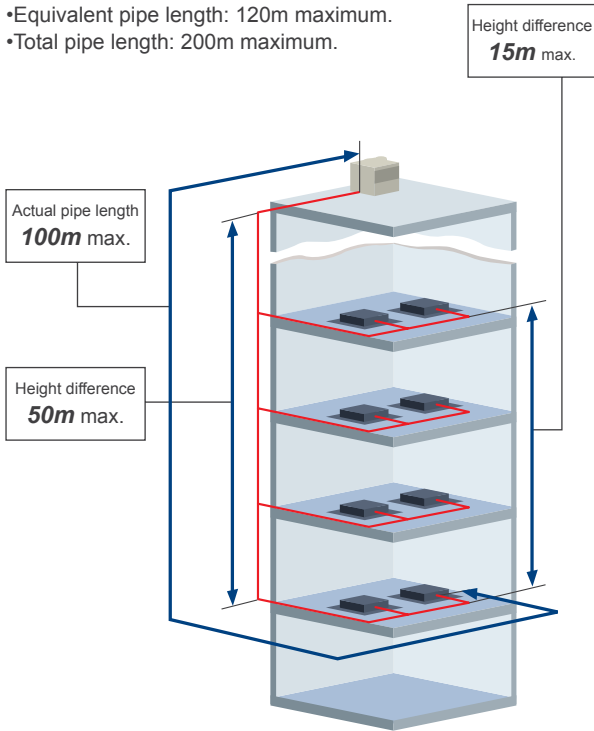
Heat recovery operation

Heat recovery operation is a cooling/heating free operation system, cooling and heating can be performed simultaneously in the same refrigerant system according to user needs. At the moment, the Heat Recovery operation is an extremely superior type that provides a still greater energy saving effect by moving heat between indoor units that are performing the cooling and heating operations. This is by having the compressors act like a pump.

Design Versatility

Long piping system design

- Equivalent pipe length: 120m maximum.
- Total pipe length: 200m maximum.



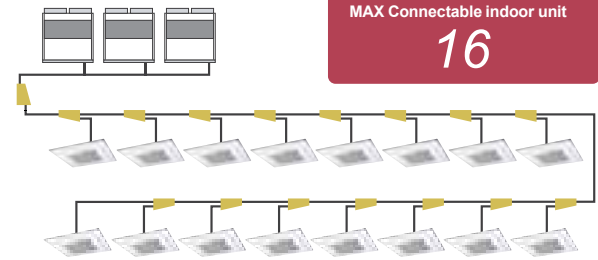
*When outdoor unit is located above indoor unit. When outdoor unit is located below the indoor unit the height difference is 40m maximum.

High capacity connection

One outdoor unit can control up to 16 indoor units (28kW) of different types and capacities.

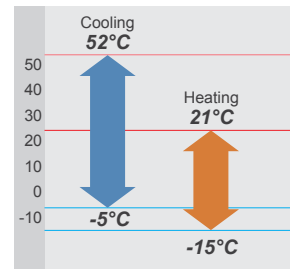
Connectable capacity of indoor units for one outdoor unit
50 to 130%

MAX Connectable indoor unit
16



Wide operating range

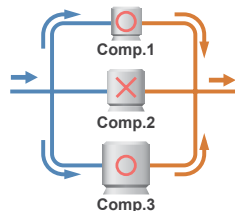
Outdoor unit operates over an outdoor temperature range of -5°C to 52°C for cooling and -15°C to 21°C for heating.



High Reliability

Recovery operation

Outdoor Unit: In the event of compressor failure an alarm is automatically triggered and the remaining compressor(s) will continue to operate, thereby ensuring continuous operation when possible.



Indoor Unit: Each indoor unit operates independently from the others and is, therefore, not affected by a failure within any part of the network.

Oil recovery operation

After a fixed period of time the oil recovery operation automatically returns accumulated oil found in the refrigerant circuit and indoor units.

Improved Comfort

Quiet operation

Operational noise has been reduced yet further through the application of a new dual casing bell-mouth and large fan. When set to silent operation, noise levels can be reduced by 5-6dB(A) compared to normal operation.

Normal operation mode
55dB(A)

Silent operation mode
50dB(A)

(380V)

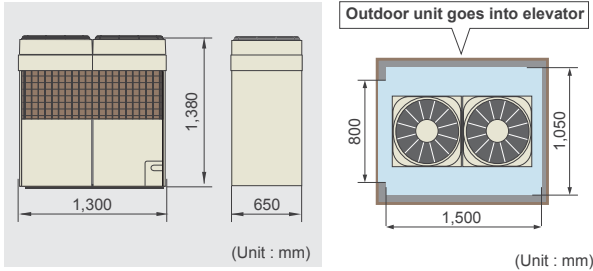
Easy Installation

Space saving

Space saving by setting side by side without space in between.

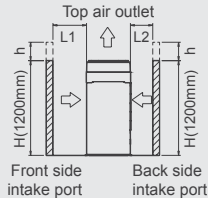
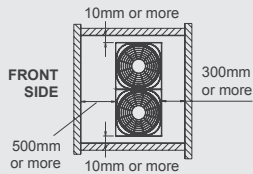
Setting size **5.72** (Unit: m²)

Dimensions



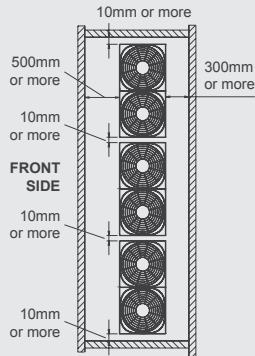
Installation space

For individually



There is no height restriction for the side wall.
The height(H) of front and rear wall should be less than 1,200mm.
If the height of wall exceeds 1,200mm by h mm, add h mm to the service space width for L1 and L2.
 $H \leq 1,200 : L1 \geq 500, L2 \geq 300$ $H > 1,200 + h : L1 > 500 + h, L2 > 300 + h$

For continuous



Easy wiring

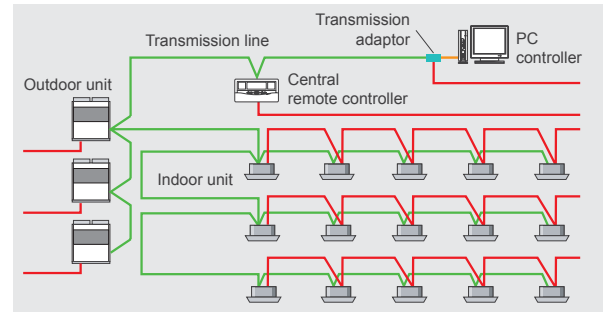
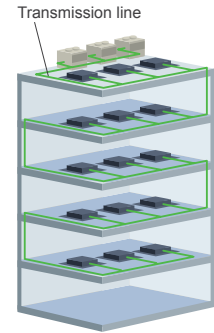
Transmission line:

Non-polar 2-conductor transmission line prevents erroneous wiring.

Power supply wiring:

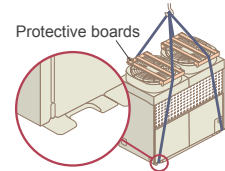
Power supply for outdoor and indoor units is different.

- Outdoor unit
3Ø 4W 380 - 415V 50Hz
- Indoor unit:
1Ø 2W 220 - 240V 50Hz



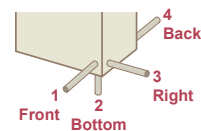
Craning into place

The outdoor unit can be lifted by crane and set down on the building roof.



Four-direction pipe


Four-direction piping allows a variety of installation configurations. Easy installation and pipe direction setting.



Easy Maintenance

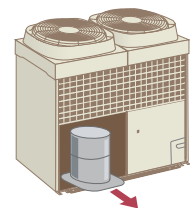
Operating display

By indicating the operating status and details of failures on a PCB in the outdoor unit, better service and quick and easy maintenance are possible.



Easy replacement

A pull-out plate ensures easy compressor replacement if necessary.



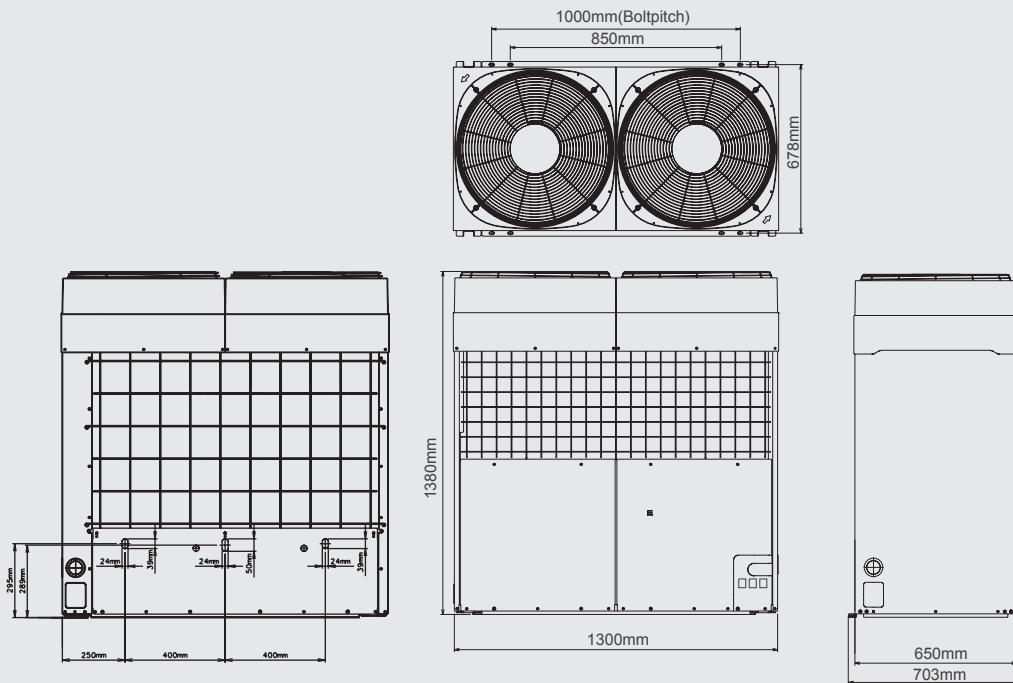
Pump down control

Pump down can be performed from the outdoor unit using the switch on the PCB.

Outdoor units specifications

Dimensions Model: AO90MPCMF

(Unit : mm)



Specifications




















Rating Capacity range	HP	10
Model name	AO90MPCMF	
Maximum Connectable Indoor Unit	16	
Indoor unit connectable capacity	Cooling kW	14 to 36.4
Power source	3 phase, 380 - 415V, 50Hz	
Capacity	Cooling kW	28.0
	Heating kW	31.5
Input power	Cooling kW	9.40
	Heating kW	10.0
EER	Cooling W/W	2.98
COP	Heating W/W	3.15
Air flow rate	High m ³ /h	9,800
Sound pressure level	Normal operation mode dB	57
	Silent operation mode dB (A)	51
Compressor motor output	kW	1.5 / 3.4 / 5.0
Heat exchanger fin	Plate fin coil	
Dimensions	Height mm	1,380
	Width mm	1,300
	Depth mm	650
Weight	kg	305
Refrigerant charge	kg	11.8
Connection pipe diameter	Liquid mm	ø12.70
	Gas mm	Discharge Gas ø19.05 / Suction Gas ø28.58
Operation range	Cooling °C	-5 to 52
	Heating °C	-15 to 21

Note : Specifications are based on the following conditions.










Cooling : Indoor temperature of 27°CDB / 19°CWB, and outdoor temperature of 35°CDB / 24°CWB.

Heating : Indoor temperature of 20°CDB / (15°CWB), and outdoor temperature of 7°CDB / 6°CWB.

Indoor units lineup

Capacity range (kW)	2.20	2.20	3.60	4.05	5.30	
Model code	7	9	12	14	18	
Compact Cassette	 AUXB07LATF	 AUXB09LATF	 AUXB12LATF	 AUXB14LATF	 AUXB18LATF	
<small>Slim Type</small> Cassette						
<small>Silent model</small> Compact Duct	 ARXB07LALF	 ARXB09LALF	 ARXB12LALF	 ARXB14LALF	 ARXB18LALF	
<small>Silent model</small> Low Static Pressure Duct						
Duct						
High Static Pressure Duct						
Floor / Ceiling			 ABYA12LATF	 ABYA14LATF	 ABYA18LATF	
Ceiling						
Wall Mounted					 ASYA18LATF	
Ceiling Wall	 AWYA07LATF	 AWYA09LATF	 AWYA12LATF	 AWYA14LATF	 AWYA18LATF	

10 Types, 45 Models, Capacity range from 2.2 kW to 17.0 kW Indoor units of S series.

	5.70 20	6.80 24	7.05 25	8.80 30	10.5 36	12.7 45	14.1 54	17.0 60
	 AUYA20LATF		 AUYA25LATF	 AUYA30LATF	 AUYA36LATF	 AUYA45LATF	 AUYA54LATF	
			 ARXB25LATF	 ARXB30LATF	 ARXB36LATF	 ARXB45LATF		
			 ARXA25LATF	 ARXA30LATF	 ARXA36LATF	 ARXA45LATF		
					 ARXC36LATF	 ARXC45LATF		 ARXC60LATF
	 ABYA24LATF							
				 ABYA30LATF	 ABYA36LATF	 ABYA45LATF	 ABYA54LATF	
	 ASYA24LATF			 ASYA30LATF				
	 AWYA24LATF			 AWYA30LATF				

Indoor units specifications

Compact Cassette



Model name			AUXB07LATF	AUXB09LATF	AUXB12LATF	AUXB14LATF	AUXB18LATF
Power source			230V~ , 50Hz				
Capacity	Cooling	kW	2.20	2.80	3.60	4.00	5.00
	Heating		2.50	3.20	4.10	4.50	5.45
Input power		W	28	28	52	52	50
Airflow rate	High	m³/h	530	530	580	580	640
	Med		480	480	520	520	540
	Low		410	410	460	460	470
Sound pressure level	High	dB(A)	38	38	41	41	44
	Med		35	35	37	37	38
	Low		31	31	34	34	35
Dimensions (H x W x D)		mm	230 x 570 x 570	230 x 570 x 570	230 x 570 x 570	230 x 570 x 570	230 x 570 x 570
Weight		kg	18	18	18	18	18
Connection pipe diameter	Liquid (Flare)	mm	ø6.35	ø6.35	ø6.35	ø6.35	ø9.52
	Gas (Flare)		ø12.7	ø12.7	ø12.7	ø12.7	ø15.88
Grille			UTG-UDYD-W (Option)				

Note : Specifications are based on the following conditions.

Cooling : Indoor temperature of 27°CDB / 19°CWB, and outdoor temperature of 35°CDB / 24°CWB.

Heating : Indoor temperature of 20°CDB / (15°CWB), and outdoor temperature of 7°CDB / 6°CWB.

Pipe length : 7.5 m; Height difference between outdoor unit and indoor unit : 0 m.

Voltage : 230 [V].

Cassette



Model name			AUYA20LATF	AUYA25LATF	AUYA30LATF	AUYA36LATF	AUYA45LATF	AUYA54LATF
Power source			230V~ , 50Hz					
Capacity	Cooling	kW	5.70	7.05	8.80	10.5	12.7	14.1
	Heating		5.80	7.85	9.10	12.7	13.7	15.8
Input power		W	104	124	140	175	190	219
Airflow rate	High	m³/h	1,000	1,100	1,250	1,500	1,550	1,700
	Med		840	940	1,050	1,300	1,350	1,420
	Low		700	780	840	1,100	1,100	1,200
Sound pressure level	High	dB(A)	41	43	46	47	48.5	51.5
	Med		37	40	43	42.5	46	47.5
	Low		33	35	37	38	41	43.5
Dimensions (H x W x D)	(Main body)	mm	246 x 830 x 830	246 x 830 x 830	246 x 830 x 830	296 x 830 x 830	296 x 830 x 830	296 x 830 x 830
	(With Panel)		265 x 940 x 940	265 x 940 x 940	265 x 940 x 940	315 x 940 x 940	315 x 940 x 940	315 x 940 x 940
Weight		kg	34	34	34	40	40	40
Connection pipe diameter	Liquid (Flare)	mm	ø9.52	ø9.52	ø9.52	ø9.52	ø9.52	ø9.52
	Gas (Flare)		ø15.88	ø15.88	ø15.88	ø19.05	ø19.05	ø19.05

Note : Specifications are based on the following conditions.

Cooling : Indoor temperature of 27°CDB / 19°CWB, and outdoor temperature of 35°CDB / 24°CWB.

Heating : Indoor temperature of 20°CDB / (15°CWB), and outdoor temperature of 7°CDB / 6°CWB.

Pipe length : 7.5 m; Height difference between outdoor unit and indoor unit : 0 m.

Voltage : 230 [V].

Compact Duct Low Static Pressure Duct Duct



Model name		ARXB07 LALF	ARXB09 LALF	ARXB12 LALF	ARXB14 LALF	ARXB18 LALF	ARXB25 LATF	ARXB30 LATF	ARXB36 LATF	ARXB45 LATF	ARXA25 LATF	ARXA30 LATF	ARXA36 LATF	ARXA45 LATF	
Power source		230V~, 50Hz													
Capacity	Cooling	2.20	2.80	3.60	4.00	5.30	7.00	8.80	10.5	12.7	7.00	8.80	10.5	12.7	
	Heating	2.50	3.20	4.10	4.80	5.60	7.70	9.50	12.7	14.3	7.70	9.50	12.7	14.3	
Input power		31.2	32.6	55.0	63.0	103.0	155	171	216	246	161	172	220	312	
Airflow rate	High	330	370	560	610	950	1,090	1,200	1,440	1,580	1,100	1,400	1,750	1,800	
	Med	300	340	500	550	790	970	1,090	1,270	1,450	1,000	1,300	1,650	1,600	
	Low	270	310	420	470	620	870	970	1,160	1,320	900	1,200	1,550	1,500	
Static pressure range		Pa	0 to 50	0 to 50	0 to 50	0 to 50	0 to 80	0 to 80	0 to 80	0 to 80	30 to 150	30 to 150	30 to 150	30 to 150	
Sound pressure level	High	29	31	30	31	40	29	31	35	37	38	40	43	44	
	Med	27	29	28	29	35	26	28	32	35	36	38	41	42	
	Low	24	27	25	26	30	24	26	30	33	34	36	39	40	
Dimensions (H x W x D)		mm	217x663x595	217x663x595	217x953x595	217x953x595	270x1,135x700	270x1,135x700	270x1,135x700	270x1,135x700	270x1,135x700	270x1,135x700	270x1,135x700	270x1,135x700	
Weight		kg	18	18	25	25	43	43	43	45	43	43	43	45	
Connection pipe diameter	Liquid (Flare)	mm	ø6.35	ø6.35	ø6.35	ø6.35	ø9.52	ø9.52	ø9.52	ø9.52	ø9.52	ø9.52	ø9.52	ø9.52	
	Gas (Flare)	mm	ø12.7	ø12.7	ø12.7	ø12.7	ø15.88	ø15.88	ø15.88	ø19.05	ø19.05	ø15.88	ø15.88	ø19.05	

Note : Specifications are based on the following conditions.

Cooling : Indoor temperature of 27°CDB / 19°CWB, and outdoor temperature of 35°CDB / 24°CWB.

Heating : Indoor temperature of 20°CDB / (15°CWB), and outdoor temperature of 7°CDB / 6°CWB.

Pipe length : 7.5 m; Height difference between outdoor unit and indoor unit : 0 m.

Voltage : 230 [V]; Standard static pressure : 0 Pa (ARXB07LALF, ARXB09LALF, ARXB12LALF, ARXB18LALF, ARXB25LATF, ARXB30LATF, ARXB36LATF, ARXB45LATF)

Voltage : 230 [V]; Standard static pressure : 100 Pa (ARXA25LATF, ARXA30LATF, ARXA36LATF, ARXA45LATF)

High Static Pressure Duct



Model name		ARXC36LATF	ARXC45LATF	ARXC60LATF
Power source		230V~, 50Hz		
Capacity	Cooling	10.5	12.7	17.0
	Heating	12.7	14.3	18.2
Input power		405	427	427
Airflow rate	High	2,500	3,500	3,500
	Med	1,950	3,000	3,000
	Low	1,450	2,460	2,460
Static pressure range		Pa	100 to 200	100 to 250
Sound pressure level	High	45	49	49
	Med	38	45	45
	Low	32	42	42
Dimensions (H x W x D)		mm	400 x 1,050 x 500	400 x 1,050 x 500
Weight		kg	45	50
Connection pipe diameter	Liquid (Flare)	mm	ø9.52 (Flare)	ø9.52 (Flare)
	Gas (Flare)	mm	ø19.05 (Flare)	ø19.05 (Flare)

Note : Specifications are based on the following conditions.

Cooling : Indoor temperature of 27°CDB / 19°CWB, and outdoor temperature of 35°CDB / 24°CWB.

Heating : Indoor temperature of 20°CDB / (15°CWB), and outdoor temperature of 7°CDB / 6°CWB.

Pipe length : 7.5 m; Height difference between outdoor unit and indoor unit : 0 m.

Voltage : 230 [V]; Standard static pressure : 100 Pa (ARXC36LATF, ARXC45LATF, ARXC60LATF).

Indoor units specifications

Floor / Ceiling



Model name		ABYA12LATF	ABYA14LATF	ABYA18LATF	ABYA24LATF
Power source		230V~ , 50Hz			
Capacity	Cooling	3.60	4.05	5.30	6.60
	Heating	4.10	5.00	5.60	7.70
Input power		57	57	88	88
Airflow rate	High	640	640	780	880
	Med	560	560	650	740
	Low	480	480	550	630
Sound pressure level	High	40	40	46	48
	Med	37	37	41.5	45
	Low	34	34	37	41
Dimensions (H x W x D)		199 x 990 x 655	199 x 990 x 655	199 x 990 x 655	199 x 990 x 655
Weight		28	28	28	28
Connection pipe diameter	Liquid (Flare)	ø6.35	ø6.35	ø9.52	ø9.52
	Gas (Flare)	ø12.7	ø12.7	ø15.88	ø15.88

Note : Specifications are based on the following conditions.

Cooling : Indoor temperature of 27°CDB / 19°CWB, and outdoor temperature of 35°CDB / 24°CWB.

Heating : Indoor temperature of 20°CDB / (15°CWB), and outdoor temperature of 7°CDB / 6°CWB.

Pipe length : 7.5 m; Height difference between outdoor unit and indoor unit : 0 m.

Voltage : 230 [V].

Ceiling



Model name		ABYA30LATF	ABYA36LATF	ABYA45LATF	ABYA54LATF
Power source		230V~ , 50Hz			
Capacity	Cooling	8.80	10.5	12.7	14.1
	Heating	9.10	12.7	13.7	15.8
Input power		124	144	160	180
Airflow rate	High	1,450	1,660	1,850	2,200
	Med	1,280	1,500	1,660	2,000
	Low	980	1,270	1,430	1,800
Sound pressure level	High	42	45	48	52
	Med	39	42	46	50
	Low	35	37	41	46
Dimensions (H x W x D)		240 x 1,660 x 700	240 x 1,660 x 700	240 x 1,660 x 700	240 x 1,660 x 700
Weight		48	48	48	48
Connection pipe diameter	Liquid (Flare)	ø9.52	ø9.52	ø9.52	ø9.52
	Gas (Flare)	ø15.88	ø19.05	ø19.05	ø19.05

Note : Specifications are based on the following conditions.

Cooling : Indoor temperature of 27°CDB / 19°CWB, and outdoor temperature of 35°CDB / 24°CWB.

Heating : Indoor temperature of 20°CDB / (15°CWB), and outdoor temperature of 7°CDB / 6°CWB.

Pipe length : 7.5 m; Height difference between outdoor unit and indoor unit : 0 m.

Voltage : 230 [V].

Wall Mounted



Model name			ASYA18LATF	ASYA24LATF	ASYA30LATF
Power source			230V~, 50Hz		
Capacity	Cooling	kW	5.40	6.90	8.00
	Heating		5.60	7.80	8.80
Input power		W	38	50	60
Airflow rate	High	m ³ /h	800	970	1,040
	Med		650	870	910
	Low		550	750	730
Sound pressure level	High	dB(A)	41	45	47.5
	Med		36.5	41	44
	Low		33	37	39.5
Dimensions (H x W x D)		mm	320 x 1,120 x 220	320 x 1,120 x 220	320 x 1,120 x 220
Weight		kg	16	16	16
Connection pipe diameter	Liquid (Flare)	mm	ø9.52	ø9.52	ø9.52
	Gas (Flare)		ø15.88	ø15.88	ø15.88

Ceiling Wall



Model name			AWYA07LATF	AWYA09LATF	AWYA12LATF	AWYA14LATF	AWYA18LATF	AWYA24LATF	AWYA30LATF
Power source			230V~, 50Hz						
Capacity	Cooling	kW	2.20	2.80	3.60	4.30	5.40	6.90	8.00
	Heating		2.50	3.20	4.10	4.90	5.60	7.80	8.80
Input power		W	16	19	20	21	30	40	50
Airflow rate	High	m ³ /h	380	480	600	650	760	900	950
	Med		330	420	520	570	660	780	870
	Low		290	390	470	490	560	650	780
Sound pressure level	High	dB(A)	34	35	35	37	40	44	47
	Med		32	32	33	35	37	41	45
	Low		30	30	31	32	34	37	42
Dimensions (H x W x D)		mm	270 x 1,150 x 285	270 x 1,150 x 285	270 x 1,150 x 285	270 x 1,150 x 285	270 x 1,150 x 285	270 x 1,150 x 285	270 x 1,150 x 285
Weight		kg	16	16	16	16	16	16	16
Connection pipe diameter	Liquid (Flare)	mm	ø6.35	ø6.35	ø6.35	ø6.35	ø9.52	ø9.52	ø9.52
	Gas (Flare)		ø12.7	ø9.52	ø12.7	ø12.7	ø15.88	ø15.88	ø15.88

Note : Specifications are based on the following conditions.

Cooling : Indoor temperature of 27°CDB / 19°CWB, and outdoor temperature of 35°CDB / 24°CWB.

Heating : Indoor temperature of 20°CDB / (15°CWB), and outdoor temperature of 7°CDB / 6°CWB.

Pipe length : 7.5 m; Height difference between outdoor unit and indoor unit : 0 m.

Voltage : 230 [V].

AIRSTAGE™ V-II

Smart and cutting edge design
 Extensive lineup from 8HP to 48HP
 in 2HP increment
 Connectable indoor unit capacity
 ratio up to 150%



8, 10, 12HP



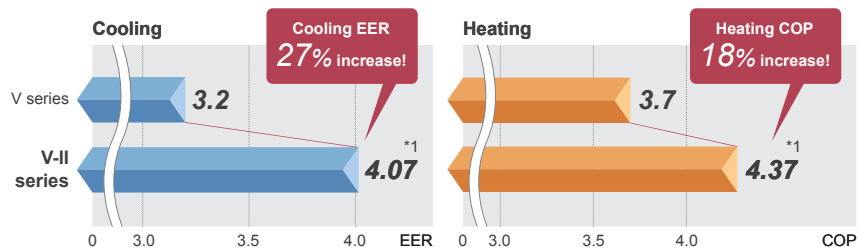
14, 16HP

High Efficiency

Significantly improved EER/COP

Significantly greater efficiency is realized by the use of a DC twin rotary compressor, inverter technology, and large heat exchanger.


* "EER/COP" is the coefficient of performance
 [= capacity (kW) ÷ input power (kW)].
 *EER/COP values are based on our own testing method.
 *1. The data refers to a 8HP outdoor unit.



Energy saving technology that boosted operation efficiency



DC Fan motor:
 Power consumption has been reduced by 25% compared to previous models by using a compact and high performance DC fan motor.



Sine-wave DC inverter control:
 High efficiency operation is realized by using a sine wave DC inverter control.



DC twin rotary compressor:
 Significantly greater efficiency is realized by use of a large capacity DC twin rotary compressor with substantially increased refrigerant intake and compression efficiency.



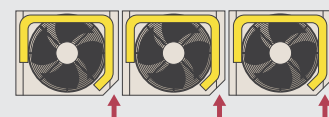
4-face heat exchanger: Heat exchange efficiency is significantly improved by the introduction of a new 4-face heat exchanger that increases effective surface area.



Surface area
1.7 times!







V-II series

In multiple outdoor unit installations, the unique front intake design improves airflow into the Heat Exchanger.



Energy Efficiency Combination

Choice of space saving or energy efficiency combinations

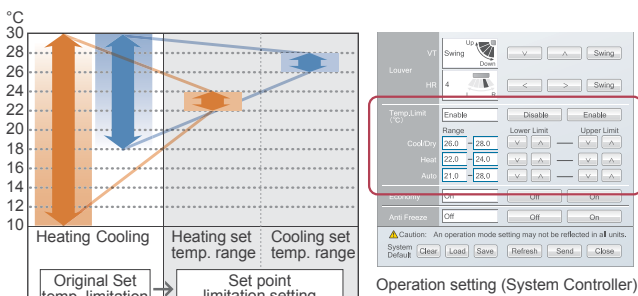
	[Space saving combination]	[Energy efficiency combination]	
For 16HP	 16HP	→  8HP 8HP	18% energy saving !
For 24HP	 12HP 12HP	→  8HP 8HP 8HP	12% energy saving !
For 28HP	 16HP 12HP	→  12HP 8HP 8HP	10% energy saving !

(Comparison of Average COP)

Various Energy Saving Features

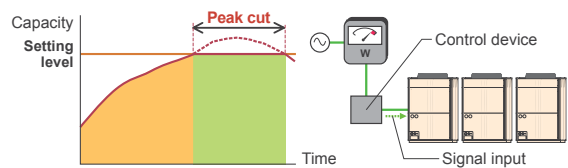
Room temperature set point limitation

The minimum and maximum temperature range can be set giving further energy saving while considering the comfort of the occupants.



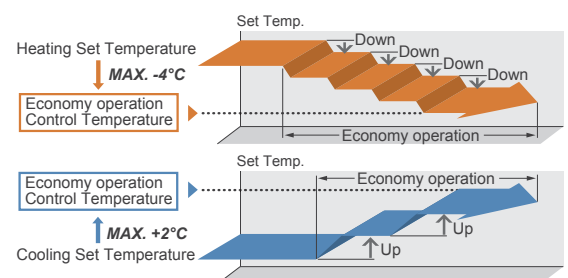
Peak cut operation

Operation capacity can be set in 4 steps for rated capability. The power consumption at peak is cut down and the maximum load is suppressed.



Economy operation

Economy operation can be set by remote controller. The temperature setting is offset automatically over a certain period of time.



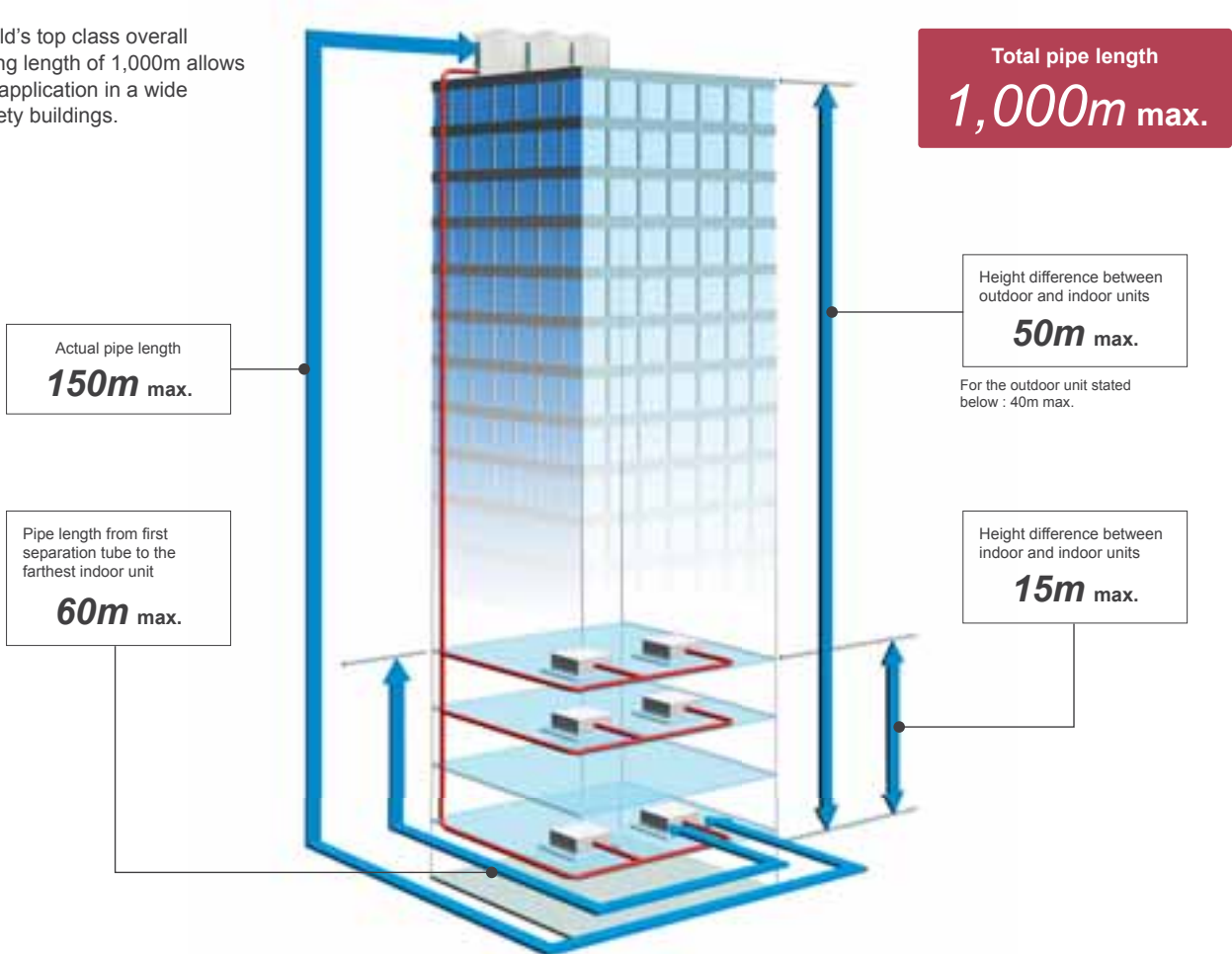
Auto-off timer

Each remote controller is equipped with an OFF timer function that automatically stops operation when a fixed time has elapsed from the start of operation. This prevents waste of energy. (Note: Except simple remote controller)

Design Versatility

Overall piping length 1,000m

World's top class overall piping length of 1,000m allows for application in a wide variety buildings.



High static pressure of 80Pa

The outdoor unit can have a condenser hood easily connected with a static pressure of 80Pa standard. This allows outdoor units to be installed within plant rooms in high rise buildings.

Powerful discharge with an external static pressure of 80Pa.

Previous model




V-II series




80Pa
as standard

Large diameter fan and DC motor has been utilized allowing an external static pressure of 80Pa. This is approximately 2.6 times greater than the previous model.

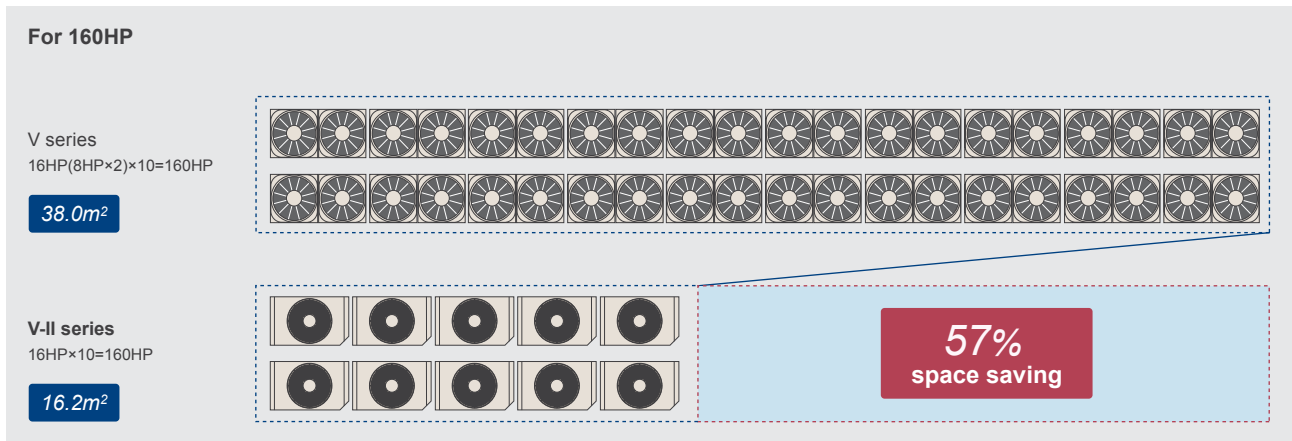



Installation Example



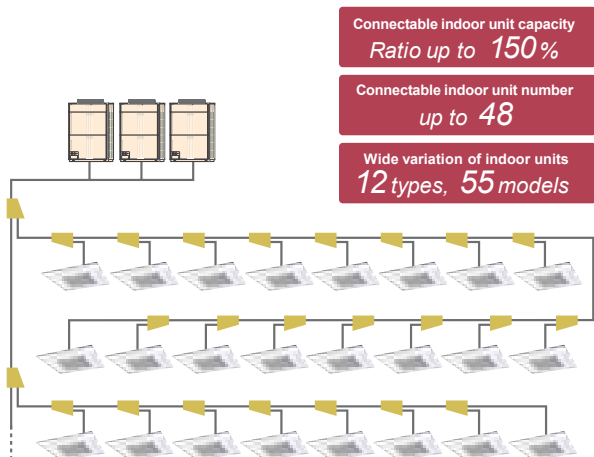
Space saving and compact size

Compact size has been achieved by significantly reducing the width of the outdoor units compared to previous models.



High capacity connection

Various combination from 8HP to 48HP with 2HP increments. 12 types, 55 models of indoor units can be selected ranging from 2.2kW to 25kW in capacity. A maximum of 150% indoor unit connectable capacity.

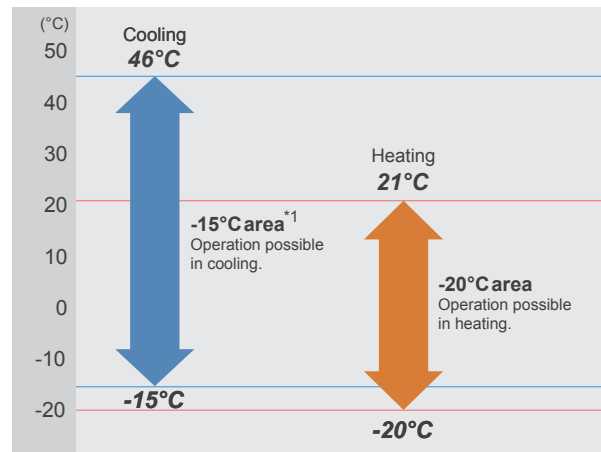


Note : when indoor unit connected capacity is greater than 100%, individual indoor units will operate at a slightly lower capacity when maximum capacity is required.

Wide operating range

Installation in extreme temperature conditions is possible due to an increase in operational range.

Cooling : -15°C~46°C
Heating : -20°C~21°C



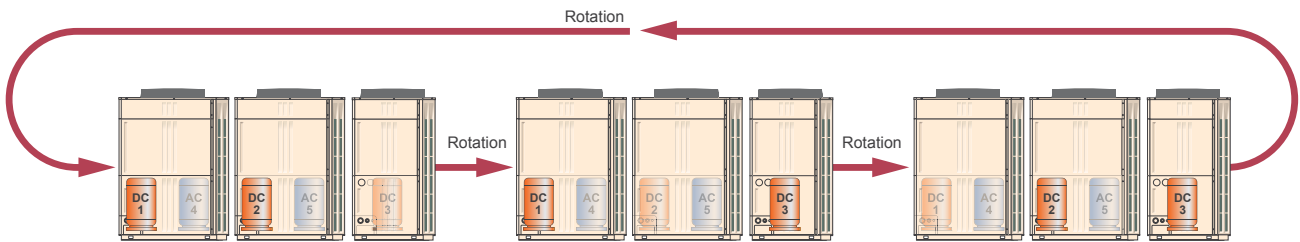
*1 Note : When a multiple outdoor unit connection is used, operating range is from -5°C to 46°C in cooling.

High Reliability

Life-extending operation

Outdoor unit operation rotation

The compressor starting order is rotated so that the running time is shared.



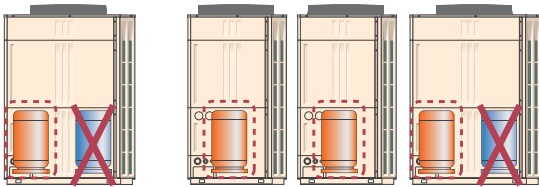
Note: The inverter compressors start in priority. Rotate operation is alternated by the start / stop timing of the compressors

Backup operation

If one of two compressors malfunctions, it will not affect the operation of the remaining outdoor units.

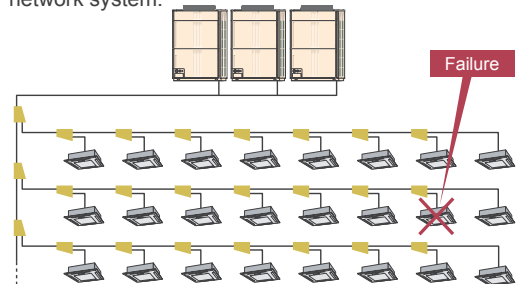
Outdoor Units

If one of compressors fails, backup operation will be performed by the remaining compressors as emergency.




Indoor unit continuous operation

Each indoor unit is controlled individually on the system network. This allows all indoor units to continue to operate unaffected even if an error should occur at any indoor unit's on the VRF network system.



Adoption of blue fin heat exchanger

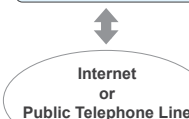
Corrosion resistant of the heat exchanger has been improved by the introduction of blue fin treatment to the outdoor unit's heat exchanger.



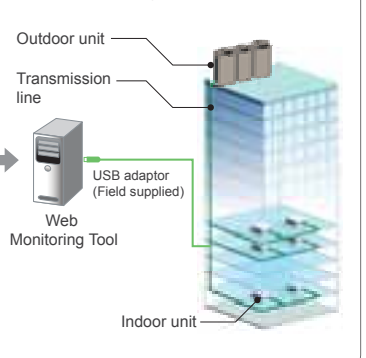
Remote monitoring

The Web Monitoring system allows you view system operation at all times over the internet ensuring trouble free operation.

Monitoring Side



VRF Network System Side



The operating VRF network system in the building can be monitored in real time over the Internet.

Easy Installation

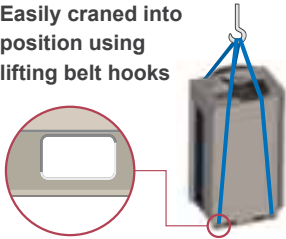
Easily transported

Light weight

20% weight reduction
(Than Previous model)

Note:
In the case of 14HP

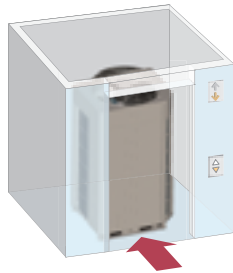
Easily craned into position using lifting belt hooks



Design of outdoor unit allows for lifting straps to be used

Transporting by forklift

Can be transported in a small elevator

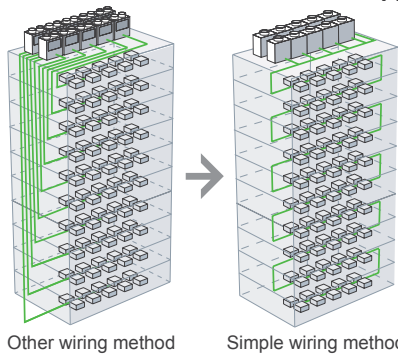


Simple signal line connection

Installation is made easier as the communications wiring can be connected continuously to any component.

Up to maximum length **3,600m**

V-II series



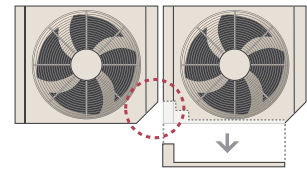
Note: In a multiple refrigerant system installation, Automatic addressing sequence cannot be initiated

Easy access

By adopting a L-Shape front panel that can be removed, the work space for installation and service has been significantly expanded by this new design. For multiple installations, work is performed easily and efficiently even in a narrow space.

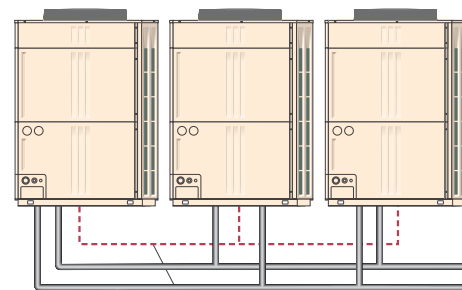


Expansion of work space



Easy piping connection


The need for a oil equalization pipe as required on the previous model has been removed. The installation costs have been reduced by employing a simple 2 pipe connection



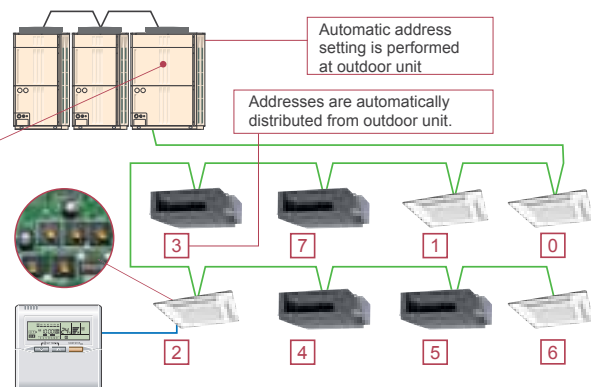
Eliminating oil equalization pipe

Automatic address setting

The address of each indoor unit can be automatically set by button switch of outdoor unit.



Press the pushbutton switch of outdoor unit.

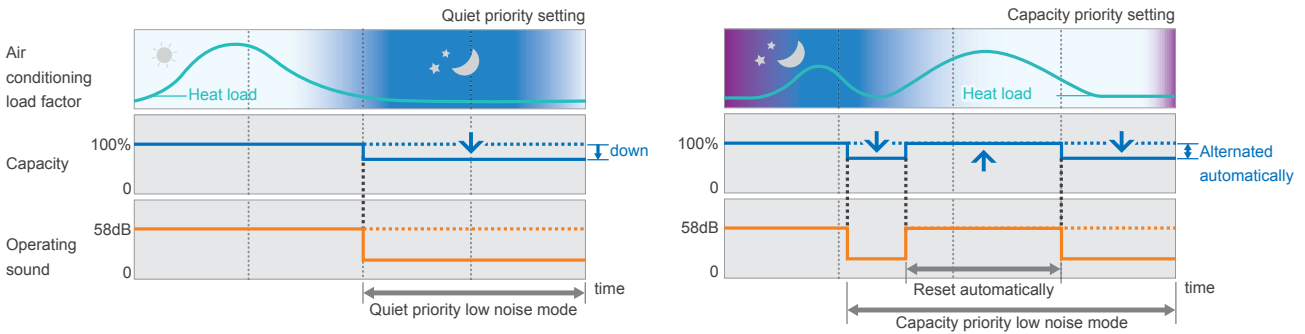


Manual address setting from indoor unit and remote controller is also possible.


Comfort and Convenience

Quiet operation


Low noise mode: Two low noise modes can be selected automatically by quiet priority setting and capacity priority setting depending on the usage environment and outside temperature load.



Low noise design: Compressor noise has been significantly reduced by shielding the compressor compartment.

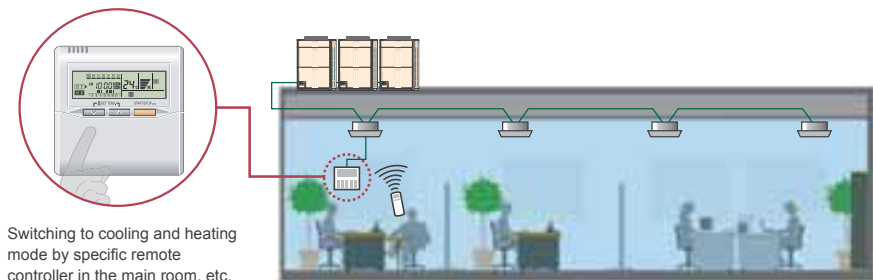


Indoor unit: Low noise indoor unit lineup



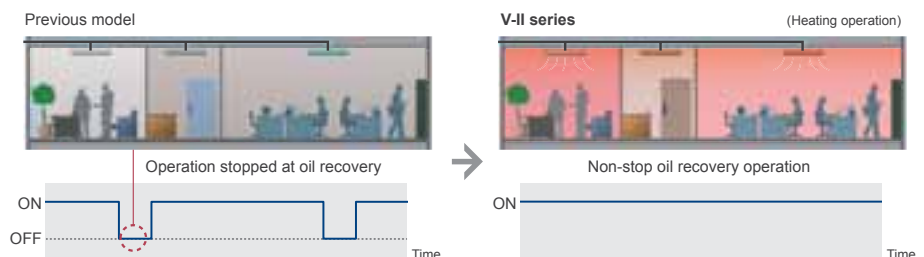
Auto changeover function

Auto changeover setting allows for the product to easily switch between cooling and heating modes regardless of the operation mode of other indoor units. This can be done via specific indoor unit with wired remote controller. This ensures comfortable operation all year round.



Non-stop oil recovery operation


A comfortable room condition is maintained during oil recovery because the product continues to operate without stopping the cooling or heating operation.



Easy Service & Maintenance

Design for easy service and maintenance

Inspection and replacement of main parts is easier due to innovative construction and an LED operational display.



Error status can be checked easily via the indoor unit wired controller

An error code is displayed on a liquid crystal screen.

Wired Remote Controller

Faulty unit number (Remote controller address)

Error code

Simple Remote Controller

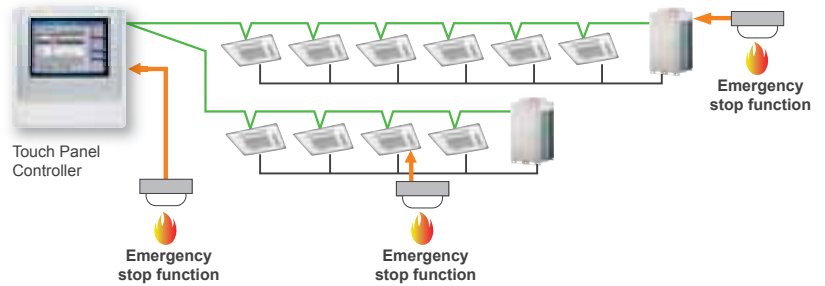
Remote controller address

Error code

Emergency stop function

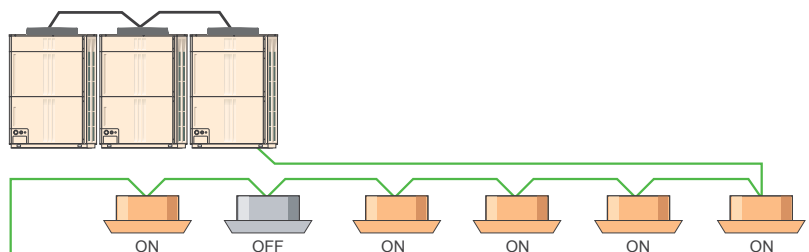
Emergency alarm can be received by indoor, outdoor units or Touch Panel Controller when they received it, all units will be stopped.

Note:
In case of received Emergency alarm by indoor/outdoor unit: All units connected within same refrigerant system will be stopped. Touch Panel Controller: all unit connected within VRF network system with Touch Panel Controller will be stopped.
























Continuous operation during maintenance

Non-stop operation: When servicing a specific indoor unit, maintenance can be performed even without turning off the other indoor units.



Outdoor units lineup

•Combinations other than the followings are not recommended.

Space saving combination				
22.4kW (8HP)  AJYA72LALH UNIT : AJYA72LALH	28.0kW (10HP)  AJYA90LALH UNIT : AJYA90LALH	33.5kW (12HP)  AJY108LALH UNIT : AJY108LALH	40.0kW (14HP)  AJY126LALH UNIT : AJY126LALH	45.0kW (16HP)  AJY144LALH UNIT : AJY144LALH
50.4kW (18HP)  AJY162LALH UNIT : AJYA90/A72LALH	55.9kW (20HP)  AJY180LALH UNIT : AJY108/A72LALH	61.5kW (22HP)  AJY198LALH UNIT : AJY108/A90LALH	67.0kW (24HP)  AJY216LALH UNIT : AJY108/108LALH	73.5kW (26HP)  AJY234LALH UNIT : AJY126/108LALH
78.5kW (28HP)  AJY252LALH UNIT : AJY144/108LALH	85.0kW (30HP)  AJY270LALH UNIT : AJY144/126LALH	90.0kW (32HP)  AJY288LALH UNIT : AJY144/144LALH	95.0kW (34HP)  AJY306LALH UNIT : AJY108/108/A90LALH	100.5kW (36HP)  AJY324LALH UNIT : AJY108/108/108LALH
107.0kW (38HP)  AJY342LALH UNIT : AJY126/108/108LALH	112.0kW (40HP)  AJY360LALH UNIT : AJY144/108/108LALH	118.5kW (42HP)  AJY378LALH UNIT : AJY144/126/108LALH	123.5kW (44HP)  AJY396LALH UNIT : AJY144/144/108LALH	130.0kW (46HP)  AJY414LALH UNIT : AJY144/144/126LALH
135.0kW (48HP)  AJY432LALH UNIT : AJY144/144/144LALH				

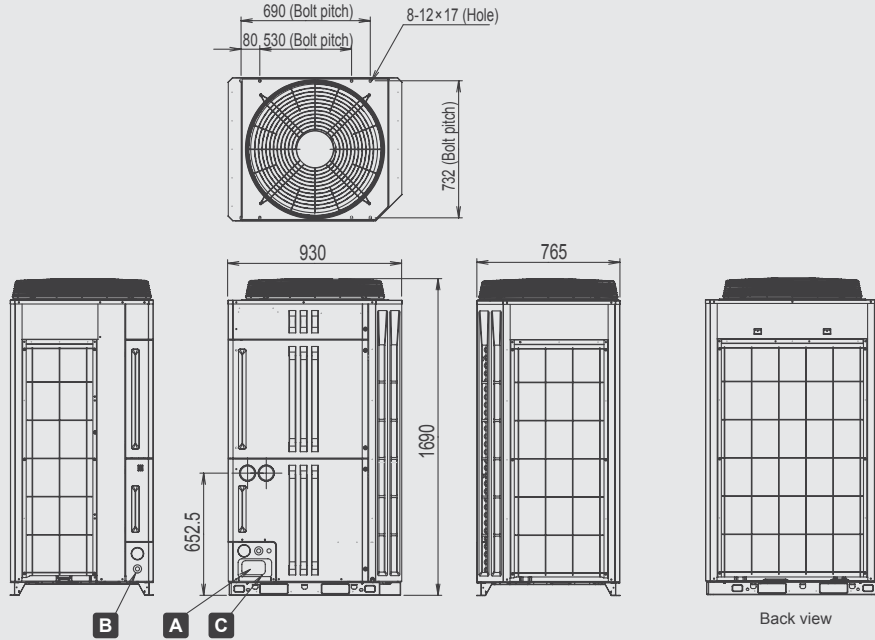
Energy efficiency combination				
44.8kW (16HP)  AJY144LALHH UNIT : AJYA72/A72LALH	62.4kW (22HP)  AJY198LALHH UNIT : AJY126/A72LALH	67.2kW (24HP)  AJY216LALHH UNIT : AJYA72/A72/A72LALH	72.8kW (26HP)  AJY234LALHH UNIT : AJYA90/A72/A72LALH	78.3kW (28HP)  AJY252LALHH UNIT : AJY108/A72/A72LALH
84.8kW (30HP)  AJY270LALHH UNIT : AJY126/A72/A72LALH	89.8kW (32HP)  AJY288LALHH UNIT : AJY108/108/A72LALH	95.9kW (34HP)  AJY306LALHH UNIT : AJY126/108/A72LALH	102.4kW (36HP)  AJY324LALHH UNIT : AJY126/126/A72LALH	113.5kW (40HP)  AJY360LALHH UNIT : AJY126/126/108LALH
120.0kW (42HP)  AJY378LALHH UNIT : AJY126/126/126LALH	125.0kW (44HP)  AJY396LALHH UNIT : AJY144/126/126LALH			

Outdoor units dimensions

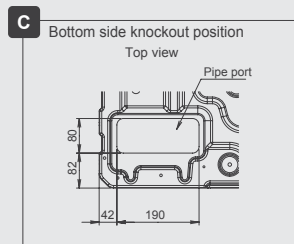
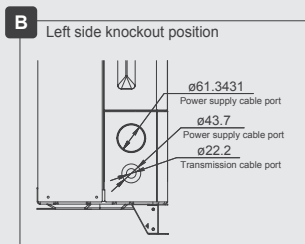
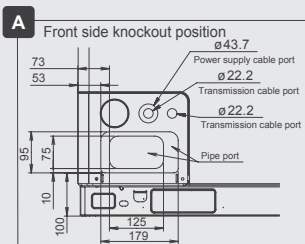
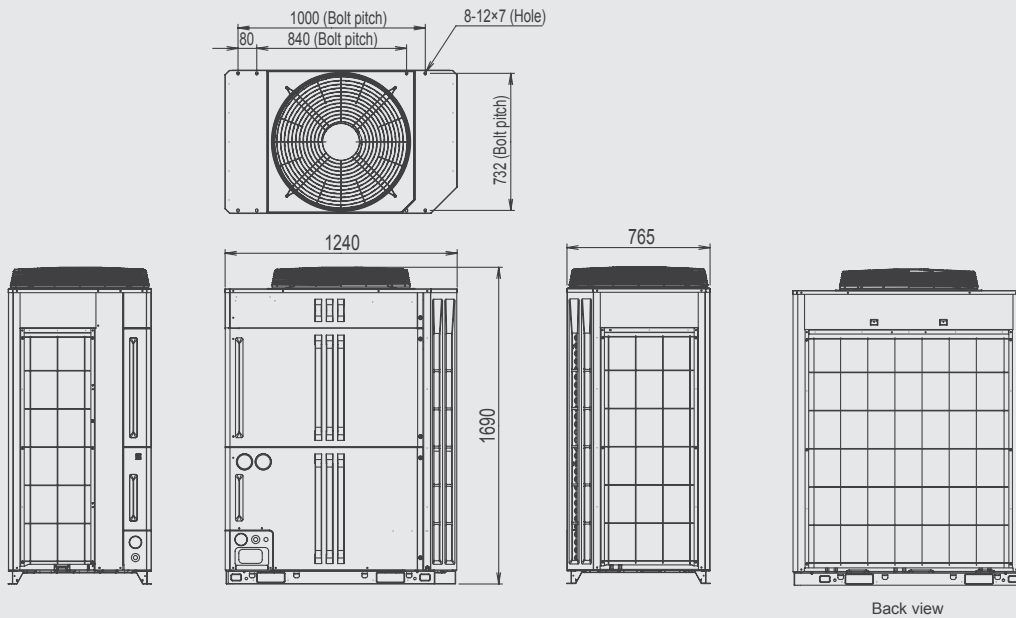
Dimensions

(Unit : mm)

8,10,12HP: AJYA72LALH / AJYA90LALH / AJY108LALH







14,16HP: AJY126LALH / AJY144LALH









Outdoor units specifications

Space Saving Combination

Rating Capacity range		HP	8	10	12	14	16	18	20	22	24
											
Model name			AJYA72LALH	AJYA90LALH	AJY108LALH	AJY126LALH	AJY144LALH	AJY162LALH	AJY180LALH	AJY198LALH	AJY216LALH
Unit 1			AJYA72LALH	AJYA90LALH	AJY108LALH	AJY126LALH	AJY144LALH	AJYA90LALH	AJY108LALH	AJY108LALH	AJY108LALH
Unit 2								AJYA72LALH	AJYA72LALH	AJYA90LALH	AJY108LALH
Unit 3											AJY108LALH
Maximum Connectable Indoor Unit*1			15	16	17	21	24	32	32	32	35
Indoor unit connectable capacity		Cooling	11.2-33.6	14.0-42.0	16.8-50.2	20.0-60.0	22.4-67.2	25.2-75.6	28.0-83.9	30.8-92.3	33.5-100.5
Power source			3-phase 4 wire, 400 V, 50Hz								
Capacity		Cooling	22.4	28.0	33.5	40.0	45.0	50.4	55.9	61.5	67.0
		Heating	25.0	31.5	37.5	45.0	50.0	56.5	62.5	69.0	75.0
Input power		Cooling	5.51	7.73	9.62	11.53	14.17	13.24	15.13	17.35	19.24
		Heating	5.72	7.83	9.28	11.45	12.60	13.55	15.00	17.11	18.56
EER		Cooling	4.07	3.62	3.48	3.47	3.18	3.81	3.69	3.54	3.48
COP		Heating	4.37	4.02	4.04	3.93	3.97	4.17	4.17	4.03	4.04
Air flow rate		High	11,100	11,100	11,100	13,000	13,000	11,100 x 2	11,100 x 2	11,100 x 2	11,100 x 2
Sound pressure level*2		Cooling	56	58	58	60	61	60	60	61	61
		Heating	58	59	60	61	61	62	62	63	63
Maximum external static pressure		Pa	80	80	80	80	80	80	80	80	80
Compressor motor output		kW	3.9	3.9	3.9 + 4.5	3.9 + 4.5	3.9 + 4.5	3.9 x 2	3.9 x 2 + 4.5	3.9 x 2 + 4.5	3.9 x 2 + 4.5 x 2
Heat exchanger fin			Blue fin	Blue fin	Blue fin	Blue fin	Blue fin	Blue fin	Blue fin	Blue fin	Blue fin
Dimensions		Height	mm	1,690	1,690	1,690	1,690	1,690	1,690	1,690	1,690
		Width	mm	930	930	930	1,240	1,240	930 x 2	930 x 2	930 x 2
		Depth	mm	765	765	765	765	765	765	765	765
Weight		kg	220	220	275	296	296	220 + 220	275 + 220	275 + 220	275 + 275
Refrigerant charge		kg	11.2	11.2	11.8	11.8	11.8	11.2 x 2	11.8 + 11.2	11.8 + 11.2	11.8 x 2
Connection pipe diameter		Liquid	mm	12.70	12.70	12.70	12.70	12.70	15.88	15.88	15.88
		Gas	mm	22.20	22.20	28.58	28.58	28.58	28.58	34.92	34.92
Operation range		Cooling	°C	-15 to 46	-15 to 46	-15 to 46	-15 to 46	-15 to 46	-5 to 46	-5 to 46	-5 to 46
		Heating	°C	-20 to 21	-20 to 21	-20 to 21	-20 to 21	-20 to 21	-20 to 21	-20 to 21	-20 to 21

Energy Efficiency Combination

Rating Capacity range		HP	16	22	24	26	28	30	
									
Model name			AJY144LALHH	AJY198LALHH	AJY216LALHH	AJY234LALHH	AJY252LALHH	AJY270LALHH	
Unit 1			AJYA72LALH	AJY126LALH	AJYA72LALH	AJYA90LALH	AJY108LALH	AJY126LALH	
Unit 2			AJYA72LALH	AJYA72LALH	AJYA72LALH	AJYA72LALH	AJYA72LALH	AJYA72LALH	
Unit 3								AJYA72LALH	
Maximum Connectable Indoor Unit*1			30	33	36	39	42	45	
Indoor unit connectable capacity		Cooling	22.4-67.2	31.2-93.6	33.6-100.8	36.4-109.2	39.2-117.4	42.4-127.2	
Power source			3-phase 4 wire, 400 V, 50Hz						
Capacity		Cooling	44.8	62.4	67.2	72.8	78.3	84.8	
		Heating	50.0	70.0	75.0	81.5	87.5	95.0	
Input power		Cooling	11.02	17.04	16.53	18.75	20.64	22.55	
		Heating	11.44	17.17	17.16	19.27	20.72	22.89	
EER		Cooling	4.07	3.66	4.07	3.88	3.79	3.76	
COP		Heating	4.37	4.08	4.37	4.23	4.22	4.15	
Air flow rate		High	m³/h	11,100 x 2	13,000 + 11,100	11,100 x 3	11,100 x 3	11,100 x 3	13,000 + 11,000 x 2
Sound pressure level*2		Cooling	59	61	61	62	62	63	
		Heating	59	62	61	62	63	63	
Maximum external static pressure		Pa	80	80	80	80	80	80	
Compressor motor output		kW	3.9 x 2	3.9 x 2 + 4.5	3.9 x 3	3.9 x 3	3.9 x 3 + 4.5	3.9 x 3 + 4.5	
Heat exchanger fin			Blue fin	Blue fin	Blue fin	Blue fin	Blue fin	Blue fin	
Dimensions		Height	mm	1,690	1,690	1,690	1,690	1,690	
		Width	mm	930 x 2	930 + 1,240	930 x 3	930 x 3	930 x 3	
		Depth	mm	765	765	765	765	765	
Weight		kg	220 + 220	296 + 220	220 + 220 + 220	220 + 220 + 220	275 + 220 + 220	296 + 220 + 220	
Refrigerant charge		kg	11.2 x 2	11.8 + 11.2	11.2 x 3	11.2 x 3	11.8 + 11.2 x 2	11.8 + 11.2 x 2	
Connection pipe diameter		Liquid	mm	12.70	15.88	15.88	15.88	15.88	
		Gas	mm	28.58	34.92	34.92	34.92	34.92	
Operation range		Cooling	°C	-5 to 46	-5 to 46	-5 to 46	-5 to 46	-5 to 46	
		Heating	°C	-20 to 21	-20 to 21	-20 to 21	-20 to 21	-20 to 21	

Note : Specifications are based on the following conditions.
 Cooling : Indoor temperature of 27°CDB / 19°CWB, and outdoor temperature of 35°CDB / 24°CWB.
 Heating : Indoor temperature of 20°CDB / (15°CWB), and outdoor temperature of 7°CDB / 6°CWB.

Pipe length : 7.5 m; Height difference between outdoor unit and indoor unit : 0 m.
 When cooling operation will be conducted at outdoor air temperature below -5°C, the outdoor unit must be installed in a position that is higher than or equal to those of indoor units.

26	28	30	32	34	36	38	40	42	44	46	48
AJY234LALH	AJY252LALH	AJY270LALH	AJY288LALH	AJY306LALH	AJY324LALH	AJY342LALH	AJY360LALH	AJY378LALH	AJY396LALH	AJY414LALH	AJY432LALH
AJY126LALH	AJY144LALH	AJY144LALH	AJY144LALH	AJY108LALH	AJY108LALH	AJY126LALH	AJY144LALH	AJY144LALH	AJY144LALH	AJY144LALH	AJY144LALH
AJY108LALH	AJY108LALH	AJY126LALH	AJY144LALH	AJY108LALH	AJY108LALH	AJY108LALH	AJY108LALH	AJY108LALH	AJY108LALH	AJY108LALH	AJY144LALH
				AJYA90LALH	AJY108LALH	AJY108LALH	AJY108LALH	AJY108LALH	AJY108LALH	AJY108LALH	AJY126LALH
39	42	45	48	48	48	48	48	48	48	48	48
36.8-110.3	39.3-117.8	42.5-127.5	45.0-135.0	47.5-142.5	50.3-150.8	53.5-160.5	56.0-168.0	59.3-177.8	61.8-185.3	65.0-195.0	67.5-202.5
3-phase 4 wire, 400 V, 50Hz											
73.5	78.5	85.0	90.0	95.0	100.5	107.0	112.0	118.5	123.5	130.0	135.0
82.5	87.5	95.0	100.0	106.5	112.5	120.0	125.0	132.5	137.5	145.0	150.0
21.15	23.79	25.70	28.34	26.97	28.86	30.77	33.41	35.32	37.96	39.87	42.51
20.73	21.88	24.05	25.20	26.39	27.84	30.01	31.16	33.33	34.48	36.65	37.80
3.48	3.30	3.31	3.18	3.52	3.48	3.48	3.35	3.36	3.25	3.26	3.18
3.98	4.00	3.95	3.97	4.04	4.04	4.00	4.01	3.98	3.99	3.96	3.97
13,000 + 11,100	13,000 + 11,100	13,000 x 2	13,000 x 2	11,100 x 3	11,100 x 3	13,000 + 11,100 x 2	13,000 + 11,100 x 2	13,000 x 2 + 11,100	13,000 x 2 + 11,100	13,000 x 3	13,000 x 3
62	63	64	64	63	63	64	64	65	65	65	66
64	64	64	64	64	65	65	65	65	65	66	66
80	80	80	80	80	80	80	80	80	80	80	80
3.9 x 2 + 4.5 x 2	3.9 x 2 + 4.5 x 2	3.9 x 2 + 4.5 x 2	3.9 x 2 + 4.5 x 2	3.9 x 3 + 4.5 x 2	3.9 x 3 + 4.5 x 3	3.9 x 3 + 4.5 x 3	3.9 x 3 + 4.5 x 3	3.9 x 3 + 4.5 x 3	3.9 x 3 + 4.5 x 3	3.9 x 3 + 4.5 x 3	3.9 x 3 + 4.5 x 3
Blue fin	Blue fin	Blue fin	Blue fin	Blue fin	Blue fin	Blue fin	Blue fin	Blue fin	Blue fin	Blue fin	Blue fin
1,690	1,690	1,690	1,690	1,690	1,690	1,690	1,690	1,690	1,690	1,690	1,690
930 x 1,240	930 x 1,240	1,240 x 2	1,240 x 2	930 x 3	930 x 3	930 x 2 + 1,240	930 x 2 + 1,240	930 + 1,240 x 2	930 + 1,240 x 2	1,240 x 3	1,240 x 3
765	765	765	765	765	765	765	765	765	765	765	765
296 + 275	296 + 275	296 + 296	296 + 296	275 + 275 + 220	275 + 275 + 275	296 + 275 + 275	296 + 275 + 275	296 + 296 + 275	296 + 296 + 275	296 + 296 + 296	296 + 296 + 296
11.8 x 2	11.8 x 2	11.8 x 2	11.8 x 2	11.8 x 2 + 11.2	11.8 x 3	11.8 x 3	11.8 x 3	11.8 x 3	11.8 x 3	11.8 x 3	11.8 x 3
15.88	15.88	19.05	19.05	19.05	19.05	19.05	19.05	19.05	19.05	19.05	19.05
34.92	34.92	34.92	34.92	34.92	41.27	41.27	41.27	41.27	41.27	41.27	41.27
-5 to 46	-5 to 46	-5 to 46	-5 to 46	-5 to 46	-5 to 46	-5 to 46	-5 to 46	-5 to 46	-5 to 46	-5 to 46	-5 to 46
-20 to 21	-20 to 21	-20 to 21	-20 to 21	-20 to 21	-20 to 21	-20 to 21	-20 to 21	-20 to 21	-20 to 21	-20 to 21	-20 to 21

32	34	36	40	42	44
AJY288LALHH	AJY306LALHH	AJY324LALHH	AJY360LALHH	AJY378LALHH	AJY396LALHH
AJY108LALH	AJY126LALH	AJY126LALH	AJY126LALH	AJY126LALH	AJY144LALH
AJY108LALH	AJY108LALH	AJY108LALH	AJY126LALH	AJY126LALH	AJY126LALH
AJYA72LALH	AJYA72LALH	AJYA72LALH	AJY108LALH	AJY126LALH	AJY126LALH
48	48	48	48	48	48
44.7-134.1	48.0-143.8	51.2-153.6	56.8-170.2	60.0-180.0	62.5-187.5
3-phase 4 wire, 400 V, 50Hz					
89.4	95.9	102.4	113.5	120.0	125.0
100.0	107.5	115.0	127.5	135.0	140.0
24.75	26.66	28.57	32.68	34.59	37.23
24.28	26.45	28.62	32.18	34.35	35.50
3.61	3.60	3.58	3.47	3.47	3.36
4.12	4.06	4.02	3.96	3.93	3.94
11,100 x 3	13,000 + 11,100 x 2	13,000 x 2 + 11,100	13,000 x 2 + 11,100	13,000 x 3	13,000 x 3
62	63	64	64	65	65
64	64	65	65	66	66
80	80	80	80	80	80
3.9 x 3 + 4.5 x 2	3.9 x 3 + 4.5 x 2	3.9 x 3 + 4.5 x 2	3.9 x 3 + 4.5 x 3	3.9 x 3 + 4.5 x 3	3.9 x 3 + 4.5 x 3
Blue fin	Blue fin	Blue fin	Blue fin	Blue fin	Blue fin
1,690	1,690	1,690	1,690	1,690	1,690
930 x 3	930 x 2 + 1,240	930 + 1,240 x 2	930 + 1,240 x 2	1,240 x 3	1,240 x 3
765	765	765	765	765	765
275 + 275 + 220	296 + 275 + 220	296 + 296 + 220	296 + 296 + 275	296 + 296 + 296	296 + 296 + 296
11.8 x 2 + 11.2	11.8 x 2 + 11.2	11.8 x 2 + 11.2	11.8 x 3	11.8 x 3	11.8 x 3
19.05	19.05	19.05	19.05	19.05	19.05
34.92	34.92	41.27	41.27	41.27	41.27
-5 to 46	-5 to 46	-5 to 46	-5 to 46	-5 to 46	-5 to 46
-20 to 21	-20 to 21	-20 to 21	-20 to 21	-20 to 21	-20 to 21




























*1 Minimum connectable indoor unit number is 2.
 However ARXC72 and ARXC90 can be used signal connection.
 *2 The noise value is the value when measured in an anechoic room.

When measured in the actual installed state, surrounding noise and reflections are received and the measured value is usually larger than the indicated value.

Indoor units lineup

Capacity range (kW)	2.20	2.80	3.60	4.50	5.60	
Model code	7	9	12	14	18	
Compact Cassette	 AUXB07LALH	 AUXB09LALH	 AUXB12LALH	 AUXB14LALH	 AUXB18LALH	
Cassette					 AUXD18LALH	
Compact Duct	 ARXB07LALH	 ARXB09LALH	 ARXB12LALH	 ARXB14LALH	 ARXB18LALH	
Slim Duct (Drain pump internal)	 ARXD07LATH	 ARXD09LATH	 ARXD12LATH	 ARXD14LATH	 ARXD18LATH	
Low Static Pressure Duct						
Duct						
High Static Pressure Duct						
Floor / Ceiling			 ABYA12LBTH	 ABYA14LBTH	 ABYA18LBTH	
Ceiling						
Compact Wall Mounted (EEV internal)	 ASYA07LACH	 ASYA09LACH	 ASYA12LACH	 ASYA14LACH		
Compact Wall Mounted (EEV external)	 ASYE07LACH	 ASYE09LACH	 ASYE12LACH	 ASYE14LACH		
Wall Mounted					 ASYA18LACH	

With this model, connection of EV kit is necessary.

	7.10	9.00	11.2	12.5	14.0	18.0	22.4	25.0
	24	30	36	45	54	60	72	90
 AUXB24LALH								
 AUXD24LALH	 AUXA30LALH	 AUXA36LALH	 AUXA45LALH	 AUXA54LALH				
 ARXD24LATH								
 ARXB24LATH	 ARXB30LATH	 ARXB36LATH	 ARXB45LATH					
 ARXA24LATH	 ARXA30LATH	 ARXA36LATH	 ARXA45LATH					
		 ARXC36LATH	 ARXC45LATH		 ARXC60LATH	 ARXC72LATH	 ARXC90LATH	
 ABYA24LBTH								
	 ABYA30LBTH	 ABYA36LBTH	 ABYA45LBTH	 ABYA54LBTH				
 ASYA24LACH	 ASYA30LACH							

Indoor units specifications

Compact Cassette



Model name		AUXB07LALH	AUXB09LALH	AUXB12LALH	AUXB14LALH	AUXB18LALH	AUXB24LALH
Power source		230V~, 50Hz					
Capacity	Cooling	2.2	2.8	3.6	4.5	5.6	7.1
	Heating	2.8	3.2	4.1	5.0	6.3	8.0
Input power		25	25	29	35	36	84
Airflow rate	High	540	550	600	680	710	1,030
	Med	450	450	530	590	580	830
	Low	350	350	390	390	400	450
Sound pressure level	High	34	35	37	38	41	50
	Med	30	30	34	34	35	44
	Low	25	25	27	27	27	30
Dimensions (H x W x D)		mm 245 x 570 x 570					
Weight		kg 15					
Connection pipe diameter	Liquid (Flare)	ø6.35				ø9.52	
	Gas (Flare)	ø12.70				ø15.88	
	Drain	ø25 (I.D.) ; ø32 (O.D.)					
Grille(option)	Model name	UTG-UFYC-W					
	Dimensions (H x W x D)	mm 50 x 700 x 700					
	Weight	kg 2.6					

Note : Specifications are based on the following conditions.


Cooling : Indoor temperature of 27°CDB / 19°CWB, and outdoor temperature of 35°CDB / 24°CWB.

Heating : Indoor temperature of 20°CDB / (15°CWB), and outdoor temperature of 7°CDB / 6°CWB.

Pipe length : 7.5 m; Height difference between outdoor unit and indoor unit : 0 m.

Voltage : 230 [V].

Cassette



Model name		AUXD18LALH	AUXD24LALH	AUXA30LALH	AUXA36LALH	AUXA45LALH	AUXA54LALH	
Power source		230V~, 50Hz						
Capacity	Cooling	5.6	7.1	9.0	11.2	12.5	14.0	
	Heating	6.3	8.0	10.0	12.5	14.0	16.0	
Input power		39	46	59	80	99	119	
Airflow rate	High	1,150	1,280	1,600	1,800	1,900	2,000	
	Med	940	1,040	1,300	1,300	1,370	1,370	
	Low	870	870	1,100	1,100	1,100	1,100	
Sound pressure level	High	36	38	40	44	46	47	
	Med	30	33	38	38	39	39	
	Low	29	29	33	33	33	33	
Dimensions (H x W x D)		mm 246 x 840 x 840			mm 288 x 840 x 840			
Weight		kg 23			kg 27			
Connection pipe diameter	Liquid (Flare)	ø9.52						
	Gas (Flare)	ø15.88			ø19.05			
	Drain	ø25 (I.D.) ; ø32 (O.D.)						
Grille(option)	Model name	UTG-UGYA-W						
	Dimensions (H x W x D)	mm 50 x 950 x 950						
	Weight	kg 5.5						

Note : Specifications are based on the following conditions.

Cooling : Indoor temperature of 27°CDB / 19°CWB, and outdoor temperature of 35°CDB / 24°CWB.

Heating : Indoor temperature of 20°CDB / (15°CWB), and outdoor temperature of 7°CDB / 6°CWB.

Pipe length : 7.5 m; Height difference between outdoor unit and indoor unit : 0 m.

Voltage : 230 [V].

Compact Duct Low Static Duct & Duct



Model name			ARXB07 LALH	ARXB09 LALH	ARXB12 LALH	ARXB14 LALH	ARXB18 LALH	ARXB24 LATH	ARXB30 LATH	ARXB36 LATH	ARXB45 LATH	ARXA24 LATH	ARXA30 LATH	ARXA36 LATH	ARXA45 LATH	
Power source			230V~, 50Hz													
Capacity	Cooling	kW	2.2	2.8	3.6	4.5	5.6	7.1	9.0	11.2	12.5	7.1	9.0	11.2	12.5	
	Heating		2.8	3.2	4.0	5.0	6.3	8.0	10.0	12.5	14.0	8.0	10.0	12.5	14.0	
Input power			46	55	63	90	96	145	198	253	338	190	188	312	312	
Airflow rate	High	m³/h	370	440	590	800	890	1,100	1,410	1,710	1,970	1,280	1,280	1,720	1,720	
	Med		310	370	500	750	810	920	1,280	1,600	1,790	1,210	1,210	1,670	1,670	
	Low		280	340	450	700	730	810	1,150	1,470	1,670	1,130	1,130	1,600	1,600	
Static pressure range			0 to 50	0 to 50	0 to 50	0 to 50	0 to 50	0 to 80	0 to 80	0 to 80	0 to 80	30 to 150	30 to 150	30 to 150	30 to 150	
Standard static pressure			25	25	25	25	25	40	50	50	60	100	100	100	100	
Sound pressure level	High	dB(A)	29	31	30	33	36	31	34	37	41	38	40	43	43	
	Med		26	29	28	32	34	27	32	35	38	36	38	41	41	
	Low		24	27	25	30	30	25	29	33	36	34	36	39	39	
Dimensions (H x W x D)			217 x 663 x 595			217 x 953 x 595			270 x 1,135 x 700			270 x 1,135 x 700				
Weight			18		25		43		45		43		45			
Connection pipe diameter	Liquid (Flare)	mm	ø6.35				ø9.52		ø9.52			ø9.52				
	Gas (Flare)		ø12.70				ø15.88		ø15.88		ø19.05		ø15.88		ø19.05	
	Drain		ø25 (I.D.); ø32 (O.D.)						ø25 (I.D.); ø32 (O.D.)			ø25 (I.D.); ø32 (O.D.)				

Slim Duct (Drain pump internal)



Model name			ARXD07LATH	ARXD09LATH	ARXD12LATH	ARXD14LATH	ARXD18LATH	ARXD24LATH	
Power source			230V~, 50Hz						
Capacity	Cooling	kW	2.2	2.8	3.6	4.5	5.6	7.1	
	Heating		2.8	3.2	4.0	5.0	6.3	8.0	
Input power			44	50	54	92	83	122	
Airflow rate	High	m³/h	550	600	600	800	940	1,330	
	Med		490	550	510	710	840	1,240	
	Low		440	480	450	610	750	1,100	
Static pressure range			0 to 90	0 to 90	0 to 90	0 to 90	0 to 90	0 to 50	
Standard static pressure			25	25	25	25	25	25	
Sound pressure level	High	dB(A)	28	29	30	34	34	35	
	Med		25	26	27	32	32	32	
	Low		22	24	24	28	28	29	
Dimensions (H x W x D)			198 x 700 x 620				198 x 900 x 620	198 x 1,100 x 620	
Weight			18		19		23	27	
Connection pipe diameter	Liquid (Flare)	mm	ø6.35				ø9.52		ø9.52
	Gas (Flare)		ø12.70						ø15.88
	Drain						ø22 (I.D.); ø26 (O.D.)		

High Static Pressure Duct



Model name			ARXC36LATH	ARXC45LATH	ARXC60LATH	ARXC72LATH	ARXC90LATH	
Power source			230V~, 50Hz					
Capacity	Cooling	kW	11.2	12.5	18.0	22.4	25.0	
	Heating		12.5	14.0	20.0	25.0	28.0	
Input power			405	427	427	1,110	1,250	
Airflow rate	High	m³/h	2,600	3,500	3,500	3,900	4,300	
	Med		1,950	3,000	3,000	3,300	4,000	
	Low		1,450	2,460	2,460	3,000	3,500	
Static pressure range			100 to 200	100 to 250	100 to 250	50 to 300	100 to 300	
Standard static pressure			100	100	100	260	250	
Sound pressure level	High	dB(A)	45	49	49	51	53	
	Med		38	45	45	48	51	
	Low		32	42	42	45	49	
Dimensions (H x W x D)			400 x 1,050 x 500			450 x 1,550 x 700		
Weight			45	47		82	85	
Connection pipe diameter	Liquid	mm	ø9.52 (Flare)				ø12.70 (Brazing)	
	Gas		ø19.05 (Flare)				ø22.22 (Brazing)	
	Drain						ø25 (I.D.); ø32 (O.D.)	

Note : Specifications are based on the following conditions.
 Cooling : Indoor temperature of 27°CDB / 19°CWB, and outdoor temperature of 35°CDB / 24°CWB.
 Heating : Indoor temperature of 20°CDB / (15°CWB), and outdoor temperature of 7°CDB / 6°CWB.
 Pipe length : 7.5 m; Height difference between outdoor unit and indoor unit : 0 m.

Indoor units specifications

Floor / Ceiling



Model name			ABYA12LBTH	ABYA14LBTH	ABYA18LBTH	ABYA24LBTH
Power source			230V~, 50Hz			
Capacity	Cooling	kW	3.6	4.5	5.6	7.1
	Heating		4.0	5.0	6.3	8.0
Input power		W	30	42	74	99
Airflow rate	High	m³/h	660	780	1,000	1,000
	Med		570	640	720	820
	Low		490	550	580	680
Sound pressure level	High	dB(A)	36	40	46	47
	Med		32	36	39	42
	Low		28	34	35	37
Dimensions (H x W x D)		mm	199 x 990 x 655			
Weight		kg	25		27	
Connection pipe diameter	Liquid (Flare)	mm	ø6.35		ø9.52	
	Gas (Flare)		ø12.70		ø15.88	
	Drain		ø25 (I.D.) ; ø32 (O.D.)			

Note : Specifications are based on the following conditions.

Cooling : Indoor temperature of 27°CDB / 19°CWB, and outdoor temperature of 35°CDB / 24°CWB.

Heating : Indoor temperature of 20°CDB / (15°CWB), and outdoor temperature of 7°CDB / 6°CWB.

Pipe length : 7.5 m; Height difference between outdoor unit and indoor unit : 0 m.

Voltage : 230 [V].

Ceiling



Model name			ABYA30LBTH	ABYA36LBTH	ABYA45LBTH	ABYA54LBTH
Power source			230V~, 50Hz			
Capacity	Cooling	kW	9.0	11.2	12.5	14.0
	Heating		10.0	12.5	14.0	16.0
Input power		W	66	85	131	180
Airflow rate	High	m³/h	1,630	1,690	2,010	2,270
	Med		1,370	1,400	1,600	1,780
	Low		1,140	1,170	1,230	1,280
Sound pressure level	High	dB(A)	42	45	48	51
	Med		38	38	42	45
	Low		33	34	35	36
Dimensions (H x W x D)		mm	240 x 1,660 x 700			
Weight		kg	47		48	
Connection pipe diameter	Liquid (Flare)	mm	ø9.52		ø9.52	
	Gas (Flare)		ø15.88		ø19.05	
	Drain		ø25 (I.D.) ; ø32 (O.D.)			

Note : Specifications are based on the following conditions.

Cooling : Indoor temperature of 27°CDB / 19°CWB, and outdoor temperature of 35°CDB / 24°CWB.

Heating : Indoor temperature of 20°CDB / (15°CWB), and outdoor temperature of 7°CDB / 6°CWB.

Pipe length : 7.5 m; Height difference between outdoor unit and indoor unit : 0 m.

Voltage : 230 [V].

Compact Wall Mounted



Model name			ASYA07LACH	ASYA09LACH	ASYA12LACH	ASYA14LACH	ASYE07LACH	ASYE09LACH	ASYE12LACH	ASYE14LACH
Power source			230V~, 50Hz				230V~, 50Hz			
Capacity	Cooling	kW	2.2	2.8	3.6	4.5	2.2	2.8	3.6	4.5
	Heating		2.8	3.2	4.1	5.0	2.8	3.2	4.1	5.0
Input power			16	16	19	30	15	16	20	28
Airflow rate	High	m ³ /h	490	500	560	670	490	500	560	680
	Med		450	450	480	490	450	450	480	490
	Low		370	370	420	420	370	370	420	420
Sound pressure level	High	dB(A)	35	36	39	44	34	35	38	43
	Med		33	33	35	37	32	32	34	35
	Low		27	27	31	32	26	26	30	30
Dimensions (H x W x D)			275 x 790 x 215				275 x 790 x 215			
Weight			9				9			
Connection pipe diameter	Liquid (Flare)	mm	ø6.35				ø6.35			
	Gas (Flare)		ø12.70				ø12.70			
	Drain		ø13.8(I.D.) ; ø15.8-ø16.7(O.D.)				ø13.8(I.D.) ; ø15.8-ø16.7(O.D.)			
EV Kit (option)			-				UTR-EV09XB		UTR-EV14XB	

Note : Specifications are based on the following conditions.

Cooling : Indoor temperature of 27°CDB / 19°CWB, and outdoor temperature of 35°CDB / 24°CWB.

Heating : Indoor temperature of 20°CDB / (15°CWB), and outdoor temperature of 7°CDB / 6°CWB.

Pipe length : 7.5 m; Height difference between outdoor unit and indoor unit : 0 m.

Voltage : 230 [V].

Wall Mounted



Model name			ASYA18LACH	ASYA24LACH	ASYA30LACH
Power source			230V~, 50Hz		
Capacity	Cooling	kW	5.6	7.1	8.0
	Heating		6.3	8.0	9.0
Input power			35	64	91
Airflow rate	High	m ³ /h	840	1,100	1,240
	Med		770	910	980
	Low		690	730	770
Sound pressure level	High	dB(A)	41	48	52
	Med		39	43	45
	Low		35	35	35
Dimensions (H x W x D)			320 x 998 x 228		
Weight			15		
Connection pipe diameter	Liquid (Flare)	mm	ø9.52		
	Gas (Flare)		ø15.88		
	Drain		ø12 (I.D.) ; ø16 (O.D.)		

Note : Specifications are based on the following conditions.



















Cooling : Indoor temperature of 27°CDB / 19°CWB, and outdoor temperature of 35°CDB / 24°CWB.

Heating : Indoor temperature of 20°CDB / (15°CWB), and outdoor temperature of 7°CDB / 6°CWB.










Pipe length : 7.5 m; Height difference between outdoor unit and indoor unit : 0 m.

Voltage : 230 [V].

Control Systems Lineup

Type			VRF		
			J	S	V-II
Individual control system	Wired Remote Controller		● UTB-YUB	● UTB-YUB	● UTY-RNKY
	Simple Remote Controller		● UTB-YPB	● UTB-YPB	● UTY-RSKY
	Simple Remote Controller (Without master control)		● UTB-YRA	● UTB-YRA	● UTY-RHKY
	Wireless Remote Controller		Accessory	● UTB-YVB	● UTY-LNHY
	IR Receiver Unit		Accessory	● UTB-YWA	● UTB-YWB UTB-YWC
	IR Receiver Kit		—	—	● UTY-LRHYB1
Centralized control system	Group Remote Controller		● UTB-YDB	● UTB-YDB	● UTY-CGGY
	Central Remote Controller		—	—	● UTY-DCGY
	Central Remote Controller		—	● UTB-YCA	—
	Touch panel Controller		—	—	● UTY-DTGY
	System Controller		—	● UTY-APGX	● UTY-APGX UTY-PEGX
Adaptor & Converter	Network Converter		● UTR-YGCA	● UTR-YRDA	● UTY-VGGX
	Network Converter for LONWORKS®		—	● UTR-YLLA	● UTY-VLGX
	BACnet® Gateway		—	● UTY-ABGX	● UTY-ABGX
	Signal Amplifier		—	● UTY-VSGX	● UTY-VSGX
	External Switch Controller		● UTR-YESA UTY-TEKX	● UTR-YESA UTY-TEKX	● UTY-TEKX
Service & Maintenance	Service Tool		—	● UTY-ASGX	● UTY-ASGX
	Web Monitoring Tool		—	● UTY-AMGX	● UTY-AMGX

Comparison table of Controllers

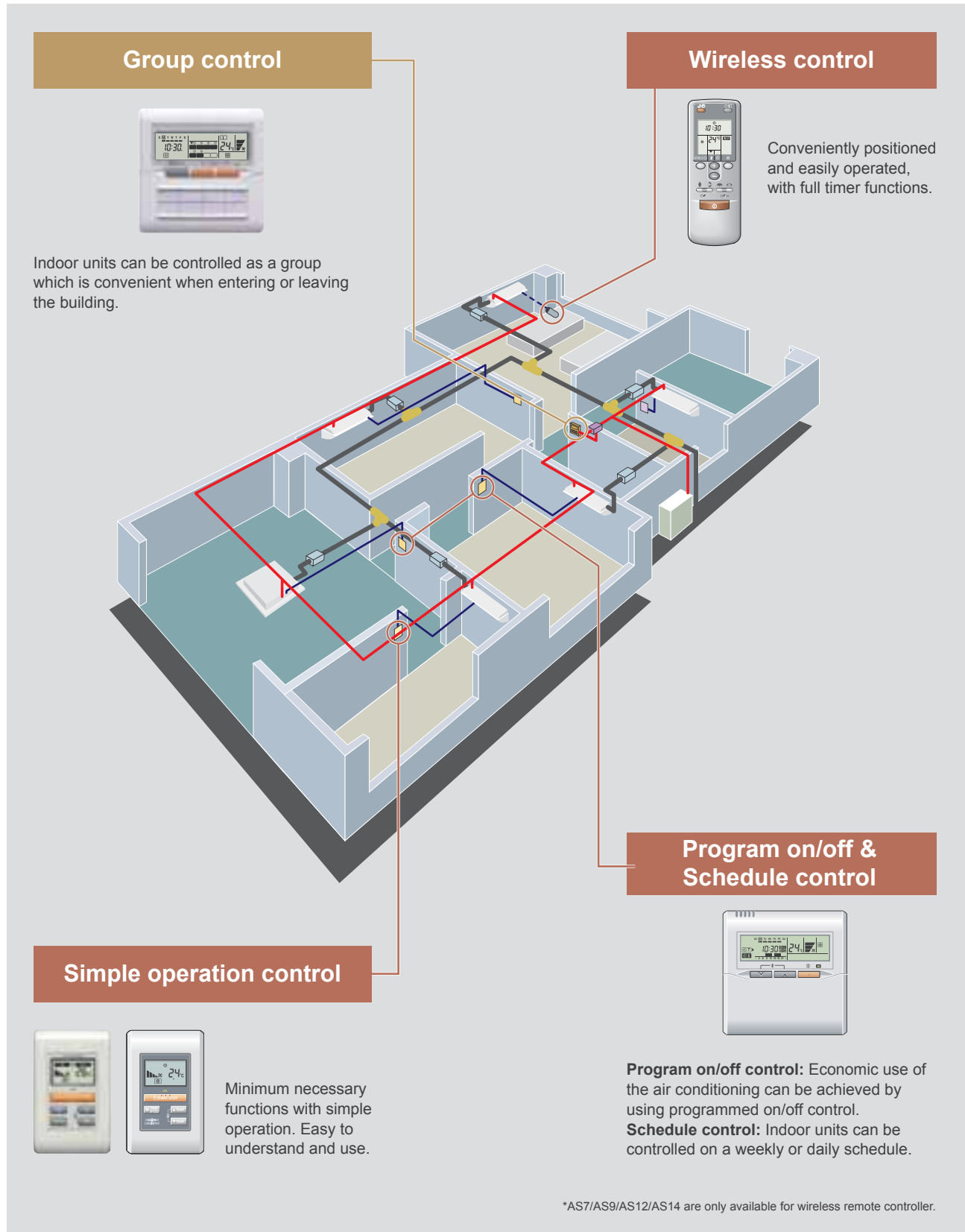
Type	Individual control				Centralized control						
	Wired Remote Controller	Simple Remote Controller	Simple ^{*1} Remote Controller	Wireless Remote Controller	Group Remote Controller	Central Remote Controller	Central Remote Controller	Touch Panel Controller	System Controller (Software)		
Model name											
	UTB-YUB UTY-RNKY	UTB-YPB UTY-RSKY	UTB-YRA UTY-RHKY	UTB-YVB UTY-LNHY	UTB-YDB UTY-CGGY	UTY-DCGY	UTB-YCA	UTY-DTGY	UTY-APGX		
Max. controllable remote controller groups	1	1	1	1	8	100	400	400	1600		
Max. controllable indoor units	16	16	16	16	96	100	400	400	1600		
Max. controllable groups	-	-	-	-	-	16	64	400	1600		
Air conditioning control function	On / Off	●	●	●	●	●	●	●	●		
	Operating mode setting	●	●	-	●	●	●	●	●		
	Fan speed setting	●	●	●	●	●	●	●	●		
	Room temp. setting	●	●	●	●	●	●	●	●		
	Room temp. set point limitation	-	-	-	-	-	●	-	●		
	Test operation	●	●	-	●	-	●	●	●		
	Up/down air direction flap setting	●	-	-	●	-	●	●	●		
	Right/left air direction flap setting	●	-	-	●	-	●	●	●		
	Group setting	-	-	-	-	-	●	●	●		
	RC prohibition	-	-	-	-	-	●	●	●		
	Anti freeze setting	-	-	-	-	-	●	●	●		
	Economy mode setting	●	-	-	●	-	●	●	●		
Display	Failure	●	●	●	-	●	●	●	●		
	Defrosting	●	●	●	-	-	●	●	●		
	Current time	●	-	-	●	●	●	●	●		
	Day of week	●	-	-	-	●	-	●	●		
	R.C. prohibition	●	●	●	-	-	●	●	●		
	Cooling/heating priority	●	●	●	-	●	●	●	●		
	Address display	●	●	●	-	●	●	●	●		
Timer	Schedule timer	Period	Week	-	-	-	Week	Week	Week	Year	Year
		On/off per day	4	-	-	-	4	20	4	20	72
		On/off per week	28	-	-	-	28	140	28	140	504
	On/off timer	●	-	-	●	-	-	●	-	-	
	Sleep timer	-	-	-	●	-	-	-	-	-	
	Program timer	-	-	-	●	-	-	-	-	-	
	Day off	●	-	-	-	-	●	●	●	●	
Min. unit of timer setting(Minutes)	30	-	-	5	10	10	10	10	10		
Control	Status monitoring system	-	-	-	-	-	●	-	●	●	
	Electricity charge calculation	-	-	-	-	-	-	-	-	●	
	Error history	●	●	●	-	●	●	●	●	●	
	Emergency stop	-	-	-	-	-	● ^{*2}	-	● ^{*2}	-	
	Control via internet	-	-	-	-	-	-	-	-	●	
	E-mail notification for malfunction	-	-	-	-	-	-	-	-	●	

*1 "Master control" setting is not available for this model.

*2 This function is available only through external input. control.

System function

Five types of controllers are available to meet the varied needs of the building and the user. Tighter control over the air conditioned environment can be achieved by combining group remote controller which can operate all the indoor units at the same time, a wired remote controller with a weekly or daily schedule, a wireless remote controller and a simple remote controller.

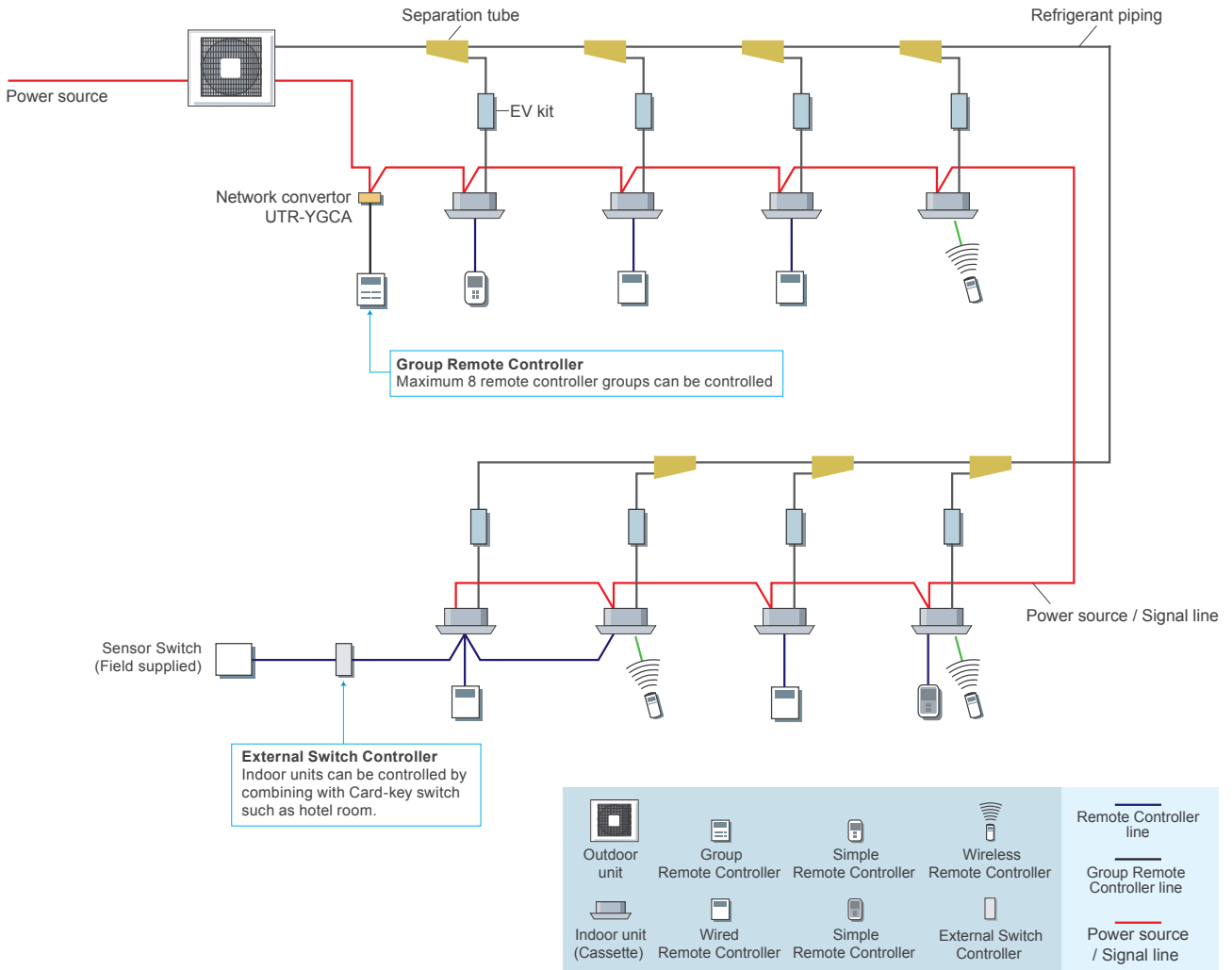


System diagram

Max. connectable
8
indoor units

Max. piping length
70_m

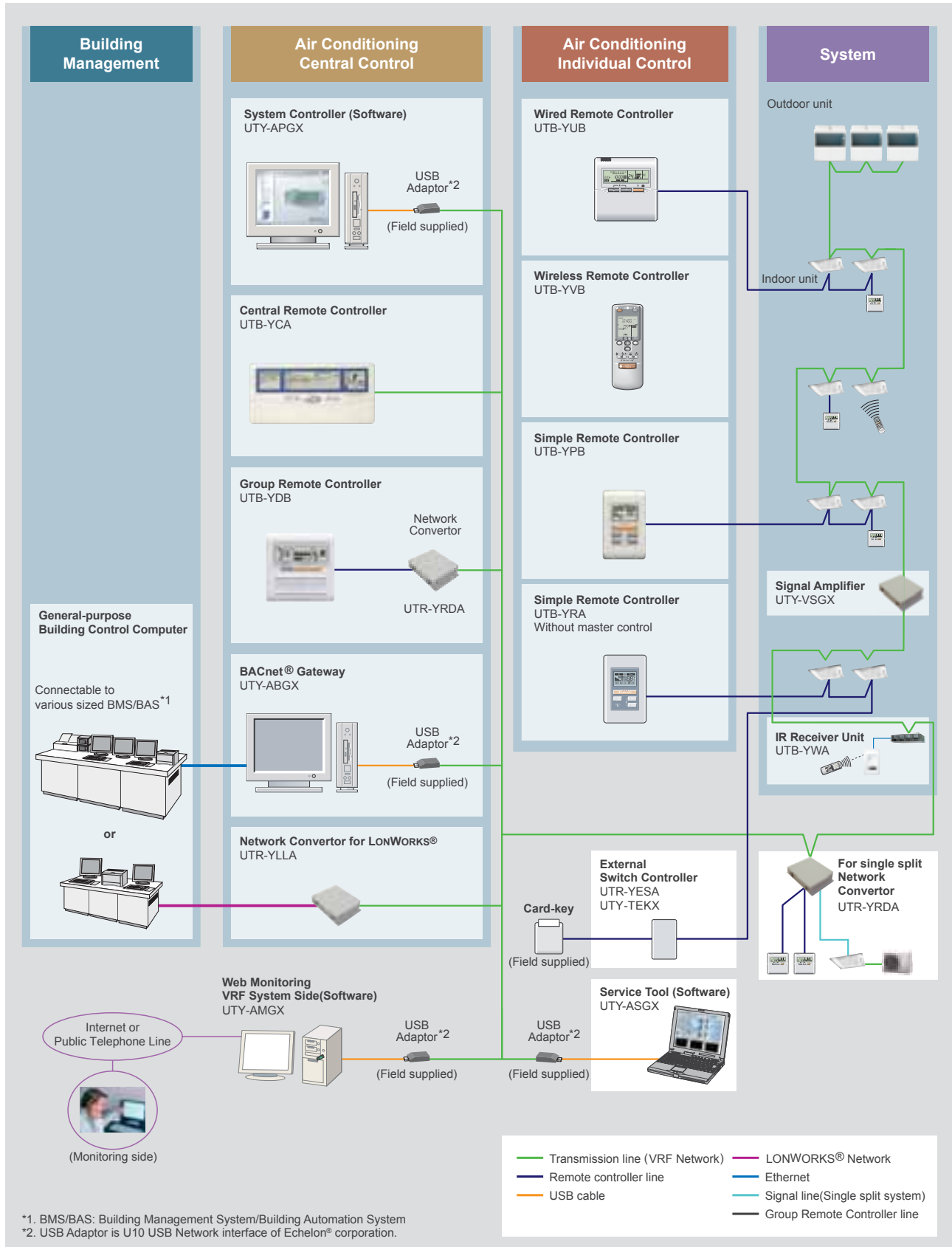
Max. total signal line
150_m



Control Systems for S series

System diagram

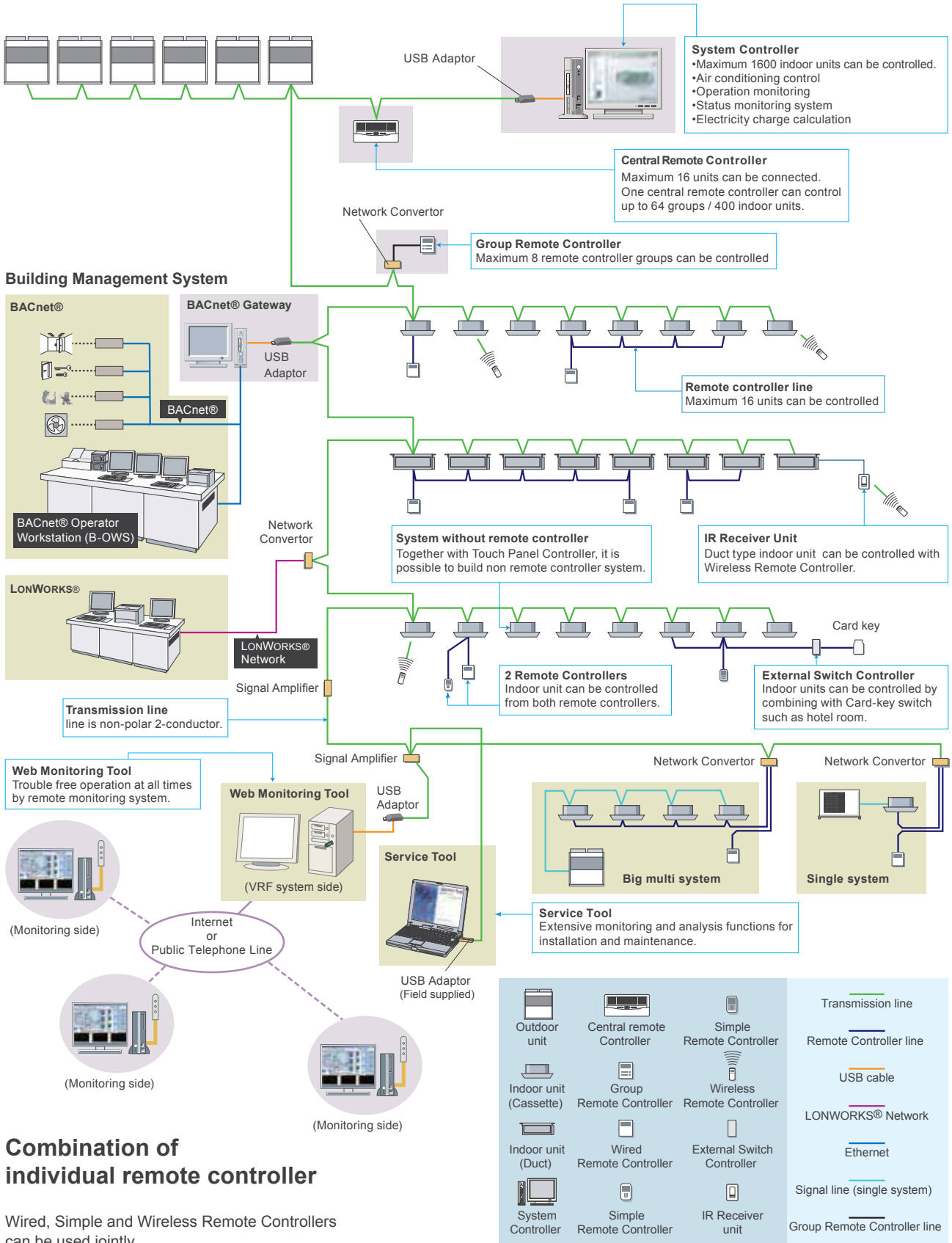
It supports every user's needs by offering a variety of control systems available, such as individual control, central control and building management system control options



Max. transmission line length
2,000m

Wiring system

- Wiring construction of the control system is made of power source wiring, transmission wiring and remote controller wiring.
- Total wiring length (total length of transmission line) can be extended up to 2000m (by using signal amplifiers).



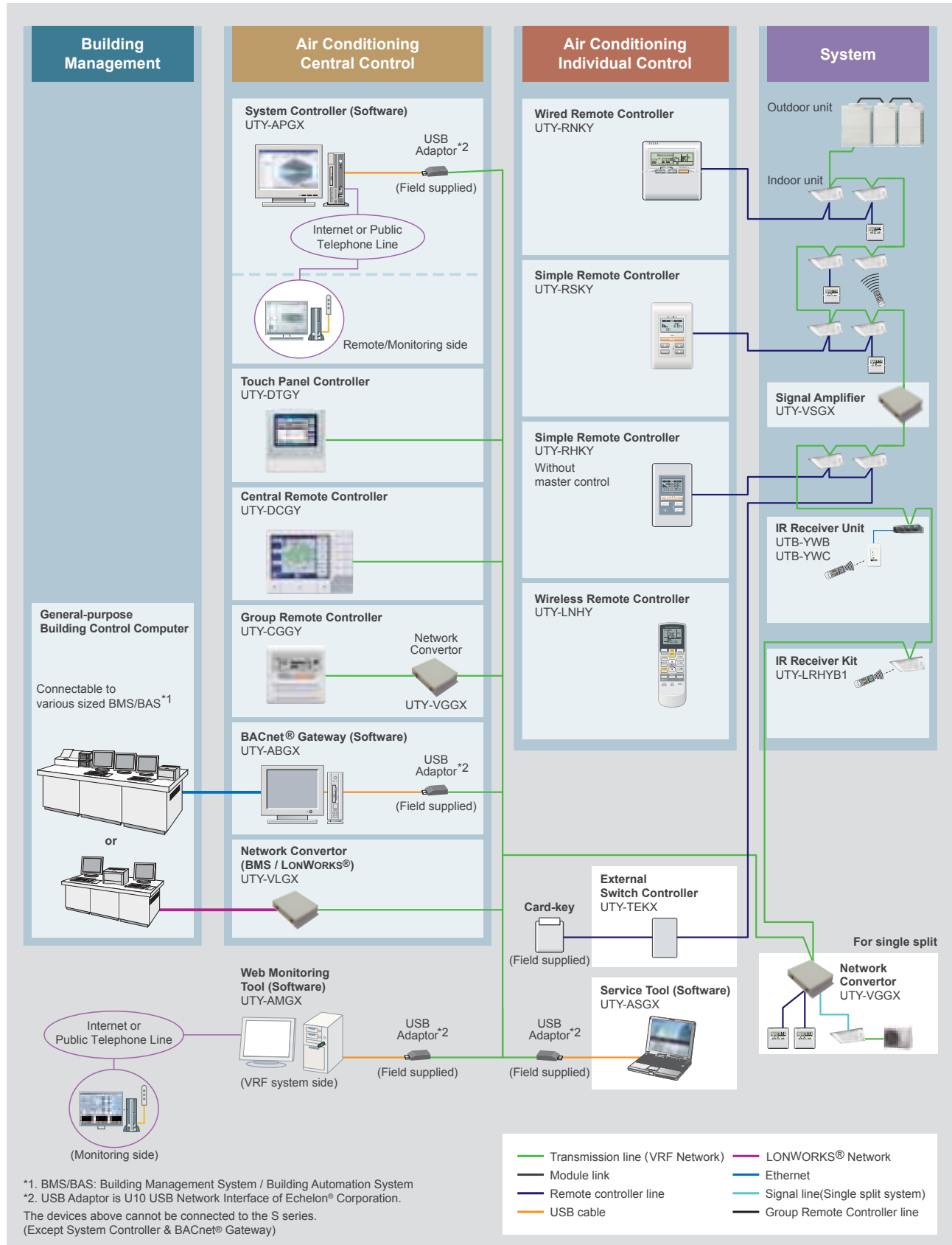
Combination of individual remote controller

Wired, Simple and Wireless Remote Controllers can be used jointly.

Control Systems for V-II series

System diagram

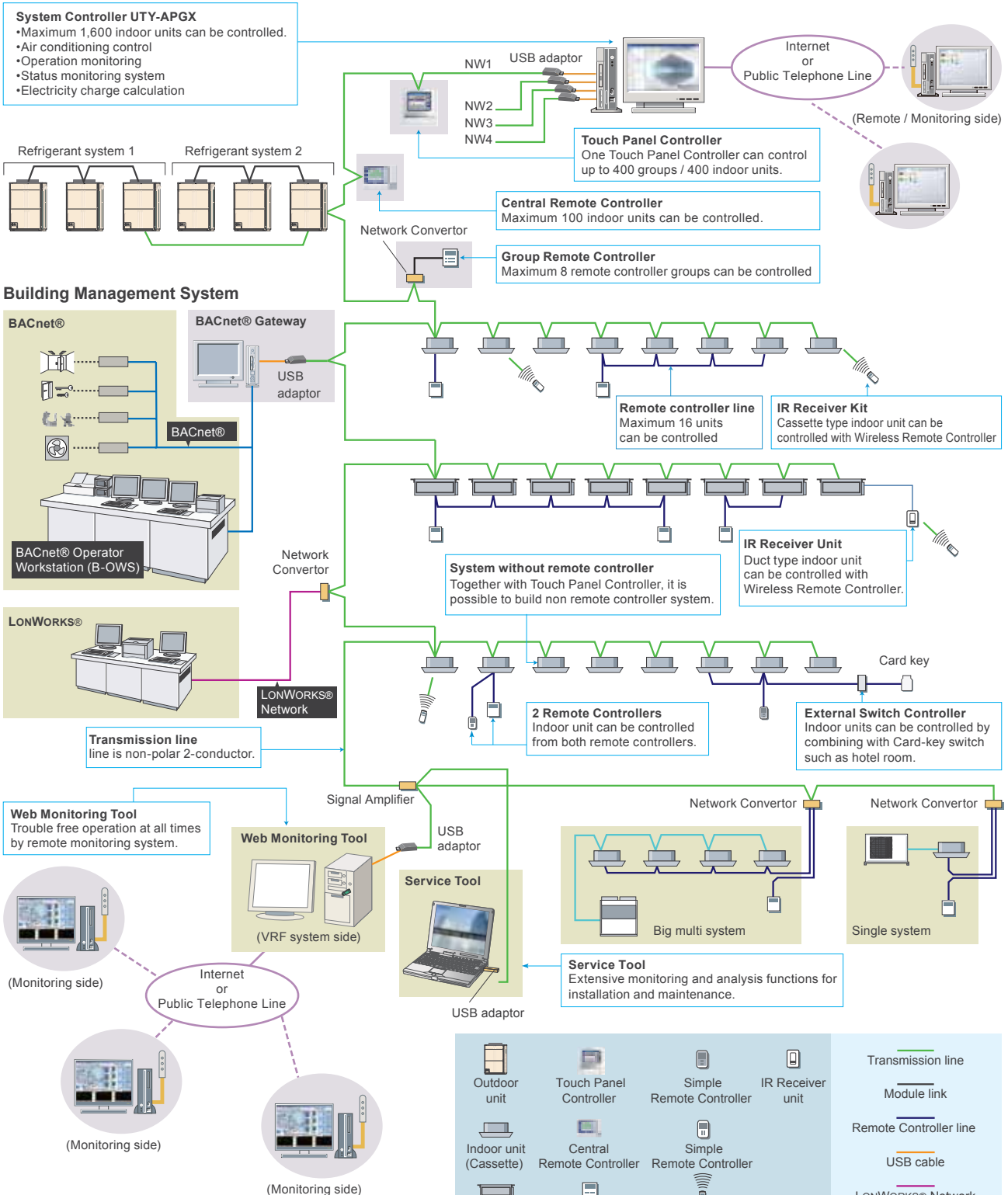
The V-II system supports every users needs by offering a variety of Control systems, including individual control, central control and building management control options.



Max. transmission line length
3,600m

Wiring system

- Wiring construction of the control system is made of power source wiring, transmission wiring and remote controller wiring.
- Total wiring length (total length of transmission line) can be extended up to 3,600m (by using signal amplifiers).



Combination of individual remote controller

Wired, Simple and Wireless Remote Controllers can be used jointly.

Controller

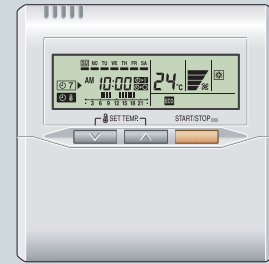
Wired Remote Controller

UTB-YUB/UTY-RNKY

The room temperature can be controlled by detecting the temperature accurately from the built-in sensor

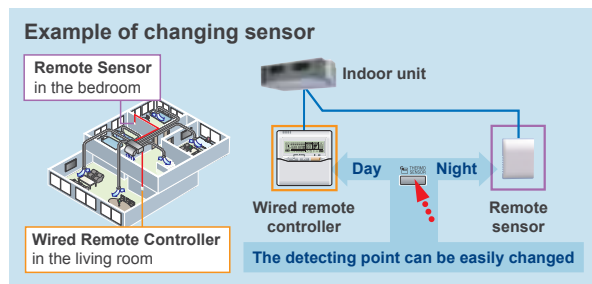
- Simple operation with Built-in Weekly / Daily Timer.
- Control up to 16 indoor units.
- Up to 2 wired remote controllers can be connected to a single indoor unit.

Max. controllable
16
indoor units



Accurate and comfortable

Indoor temperature can be detected accurately by the inclusion of a thermo sensor in the body of the wired controller. This new wired remote controller and the optional remote sensor allows flexibility in sensor location, suitable for all requirements.



Displayed temperature is set temperature.

Built-in timers

Weekly timer: Possible to set ON/OFF time to operate twice each day of the week.

Setback timer: Possible to set temperature for two times spans and for each day of the week.

At "Weekly timer" + "Set back timer" setup

Diagnosis check function

Two methods are available for determining the cause of failure in the event of a malfunction occurs:

Simple installation

Components are compatible with standard switch boxes. Flat back surface allows to be installed wherever it is needed.

Simple Remote Controller

UTB-YPB/UTY-RSKY
UTB-YRA/UTY-RHKY (Without master control)

Compact remote controller provides access to basic functions

- Up to 16 indoor units can be controlled with one remote controller.
- Suitable for hotels or offices as it is easily operated with no complex functions.

Max. controllable
16
indoor units



UTB-YPB/UTY-RSY UTB-YRA/UTY-RHKY
Without master control

User-friendly operation

- A large On / Off button is provided in the centre of the remote controller for easy operation.
- Background light enables easy operation in a darkened room.
- Following an error display, diagnostics can be carried out on the controller.



Functions

Model	UTB-YPB/UTY-RSKY	UTB-YRA/UTY-RHKY
On / Off	●	●
Fan control	●	●
Master control	●	— *1
Room temp. setting	●	●

*1: "Master control" setting is not available. It is recommend to use together with other type controller.

Specifications

Model name	UTB-YUB/UTY-RNKY	UTB-YPB/UTY-RSKY	UTB-YRA/UTY-RHKY
Power Source	DC 12V	DC 12V	DC 12V
Dimensions (H x W x D) (mm)	120 x 120 x 17	120 x 75 x 14	120 x 75 x 14
Weight (g)	160	90 (100 : UTY-RSKYT)	90 (100 : UTY-RHKYT)

DC12V is supplied by the indoor unit.

Wireless Remote Controller

UTB-YVB/UTY-LNHY

Simple and sophisticated operations with a choice of 4 daily timers

•A single controller controls up to 16 indoor units.

Max. controllable
16
indoor units

Selectable
4
daily timers



UTB-YVB



UTY-LNHY

Built-in timers

Select from 4 different timer programs:

On / Off / Program / Sleep

Program timer: The program timer operates the ON and OFF timer once within a 24 hour period.

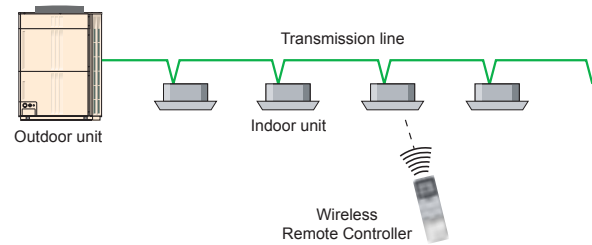
Sleep timer: The sleep timer function automatically corrects the set temperature according to the time setting to prevent excessive cooling or heating during sleep hours.

Easy installation and operation

- Code selector switch prevents indoor unit mix-up. (Up to 4 codes can be set.)
- Wide and precise transmitting range.

System addressing

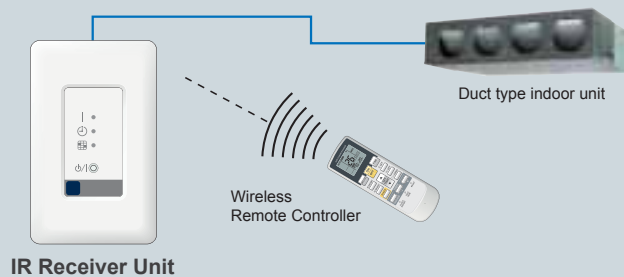
During installation work, system addressing can be performed using the Wireless Remote Controller, thus eliminating manual switch setting.



IR Receiver Unit

UTB-YWA/UTB-YWB/UTB-YWC

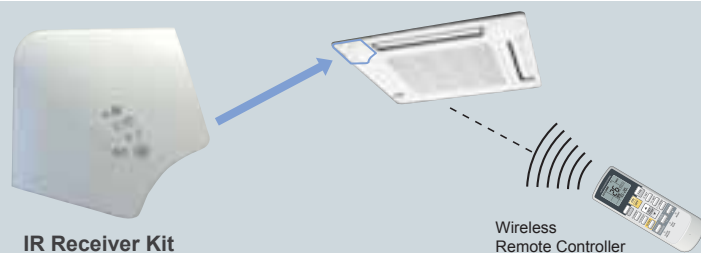
Necessary to control for all duct type by Wireless Remote Controller



IR Receiver Kit

UTY-LRHYB1

Cassette type indoor unit can be controlled with Wireless Remote Controller



Specifications

Model name	UTB-YVB/UTY-LNHY	UTB-YWA/UTB-YWB/UTB-YWC	UTY-LRHYB1
Battery	1.5V (R03 / LR03 / AAA) x 2	DC 12V	DC 12V
Dimensions (H x W x D) (mm)	158 x 56 x 20	122 x 60 x 26.5	213.8 x 213.8 x 25.7
Weight (g)	70	150	140

Controller

Group Remote Controller

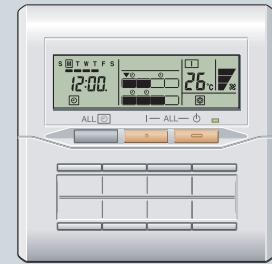
UTB-YDB / UTY-CGGY

Group control of indoor units with simple operation

- Up to 8 remote controller groups can be controlled by one Group Remote Controller.
- Up to 64 Group Remote Controllers can be connected in one VRF network system.
- Network Converter is required to connect Group Remote Controllers to a VRF network system.
(Network Converter allows up to 4 Group Remote Controllers)

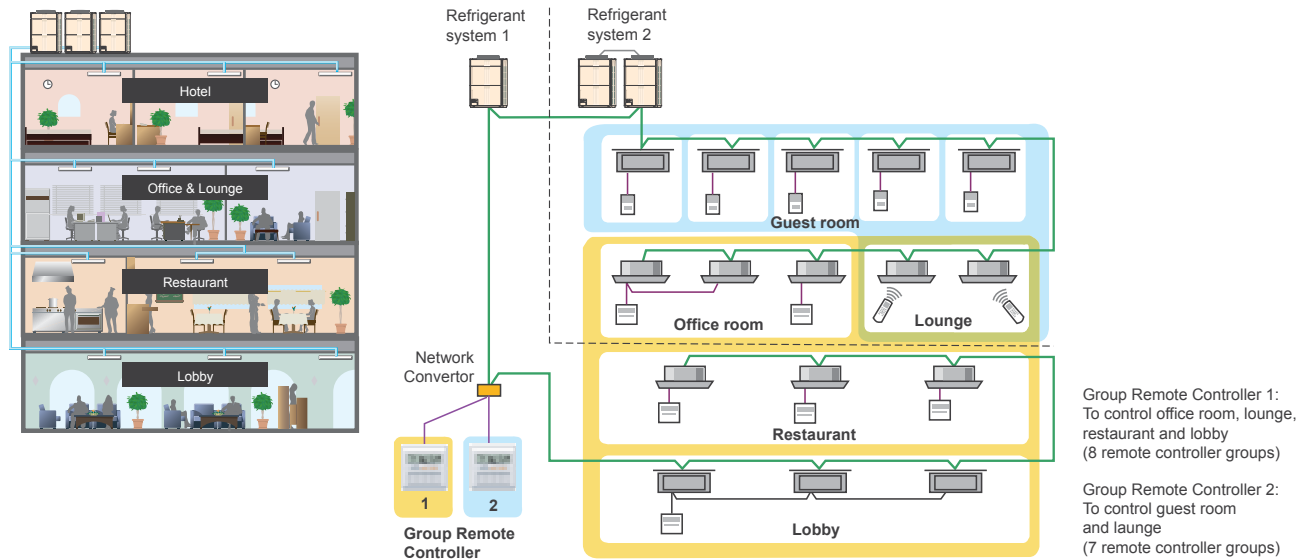
Max. controllable
64
group R.C. in a VRF
network system

Max. controllable
8
remote
controller groups



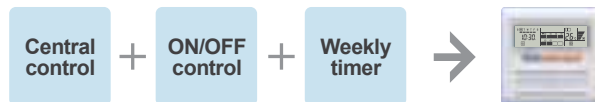
Control up to 8 remote controller groups

- Single Group Remote Controller controls and monitors up to 8 remote controller groups.



High performance and compact size

ON / OFF, Operating mode, Room temperature and Fan speed setting can be controlled / monitored centrally or individually.



Built-in weekly timers

The weekly timer is provided as a standard function.

1. The timer can be set up for up to 4 times per day. (On / Off, operating mode, set temperature)
2. Allows separate settings for each day of the week.

Specifications

Model name	UTB-YDB / UTY-CGGY
Power Source	DC 12V
Dimensions (H x W x D) (mm)	120 x 120 x 17
Weight (g)	200

DC12V is supplied by a network converter.

Central Remote Controller

UTY-DCGY

Central control of small- and medium-sized buildings and tenants.

- Individual control and monitor of 100 indoor units
- 5 inch TFT color screen
- User friendly view and easy operation
- External input / output contact
- Detachable power supply unit
- Corresponds to 7 different languages like English, Chinese, French, German, Spanish, Russian, Polish.

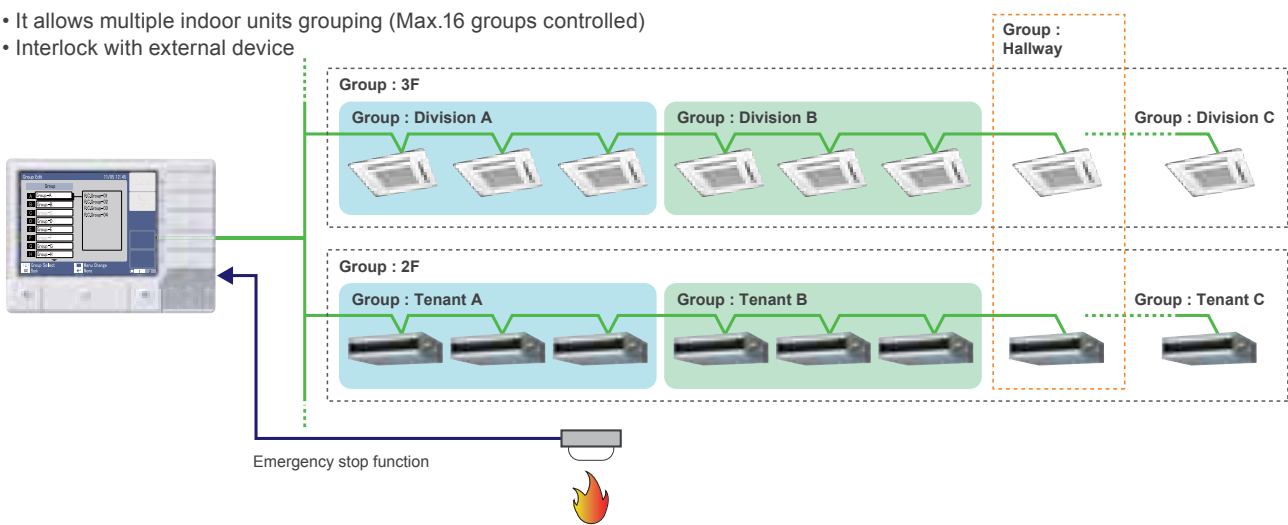
Max. controllable
100
Indoor units

Max. controllable
16
groups



System overview

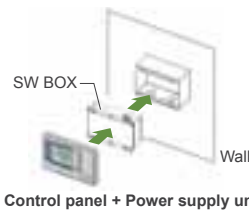
- It allows multiple indoor units grouping (Max.16 groups controlled)
- Interlock with external device



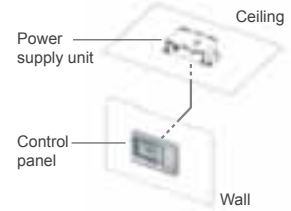
Easy Installation

- The control panel and power supply unit can be installed separately.
- For flexibility in installation, the Control panel can be built into the wall or fix on the wall.

Setting pattern 1



Setting pattern 2



Functions

- Diverse control of indoor units
- Automatic clock adjustment
- Weekly timer
- Error history

Specifications

Model name	UTY-DCGY	
	Control Panel	Power Supply Unit
Power Source	DC 5 V	100-240V, 50-60Hz, Single phase
Dimensions (H x W x D) (mm)	120 x 162 x 26	99 x 135 x 40
Weight (g)	308	355

PACKING LIST

Packing List	Control Panel / Power Supply Unit / Connecting cable, etc.
--------------	--

Controller

Central Remote Controller

UTB-YCA

Functionality in a compact housing with built-in weekly timer

- Up to 400 indoor units / 400 remote controller groups / 64 groups can be controlled by one system.
- Up to 16 central remote controllers can be connected into one system allowing operation and monitoring to be achieved from the central control room, at each floor, by each tenant, or in the plant room.

Max. controllable
400
indoor units

Max. controllable
400
remote controller groups

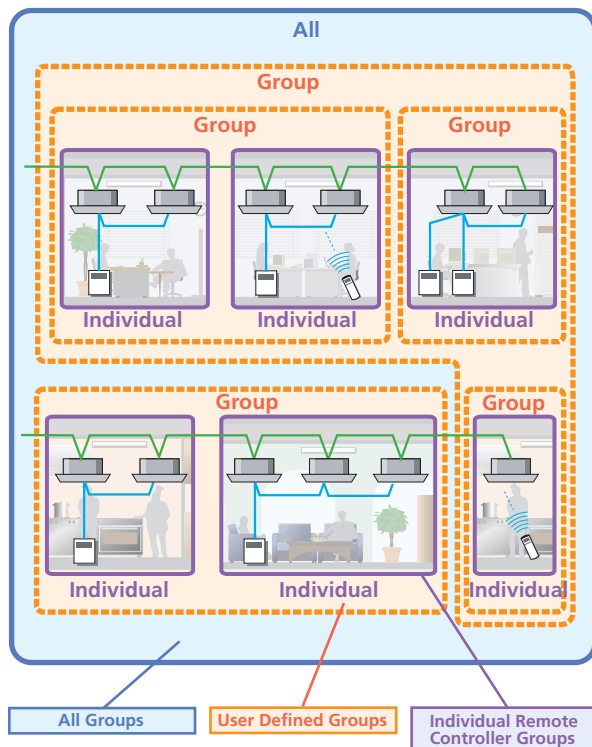
Max. controllable
64
groups



Control up to 400 indoor units

- The central remote controller performs system control after you select All Groups, User Defined Groups, or Individual Remote Controller Groups.
- Accurate control of functions such as Start / Stop, Operating Mode, Temperature, and Air Velocity ensures occupancy comfort.

Controllable method

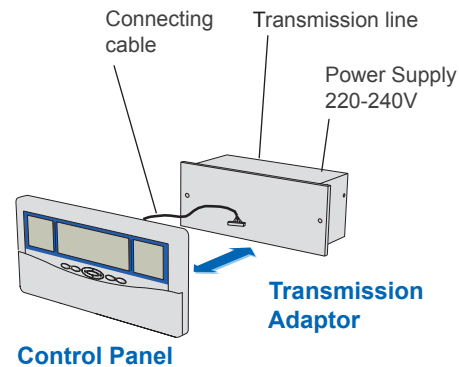


Central control

Any of 6 functions of the individual remote controller can be locked from the Central Remote Controller: all functions, timer mode, operating mode, temperature setting, filter reset, on/off. All functions can be controlled via the Central Remote Controller only.

Easy Installation

- The controller can be installed on any flat surface.
- The control panel and transmission adaptor can be installed separately.
- For flexibility in installation, the main unit can be built into the wall or exposed.



Functions

- Built-in weekly timer
- Memory functions
- Error display

Specifications

Model name	UTB-YCA	
	Control Panel	Transmission Adaptor
Power Source	DC 12V	220-240V 50-60Hz Single phase
Power Consumption (W)	4.8	
Fuse Capacity (A)	3	
Dimensions (H x W x D)(mm)	143 x 296 x 22	107 x 288 x 100
Weight (g)	550	1,300

PACKING LIST

Packing List	Control Panel / Transmission Adaptor / Connecting Cable
--------------	---

Touch Panel Controller

Max. controllable
400
indoor units



UTY-DTGY

- Large-sized 7.5-inch TFT color
- LCD Easy finger touch operation
- Stylish shape and design to suit all application
- No additional component is required for installation
- Up to 400 indoor units can be controlled
- Selectable 2 display types (Icon / List) in monitoring mode
- Corresponds to 7 different languages, English, Chinese, French, German, Spanish, Russian, Polish.

Easy operation

- Wide range of simple-to-understand icons
- Operation can be selected using your finger or the dedicated touch pen by pressing the appropriate on-screen icon
- Up-to-date status display
- Background color identifies current control operation blue for monitoring, green for operational control

Functions



Individual control



Flexible grouping



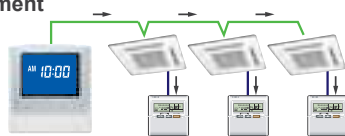
Schedule control



Indoor units operation monitoring

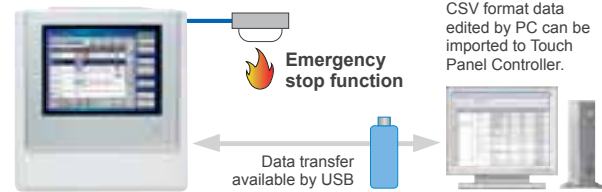
Automatic clock adjustment

The time setting of each controller can be set in batch automatically.



Versatility

- **Emergency stop function:** Air conditioner can be turned off through the external input control
- The stored data can be transferred via USB port
- CSV format data edited by PC can be imported to Touch Panel Controller.



Easy installation

- Touch Panel Controller is easily mounted to the wall.
- Flat back surface allows to be installed wherever it is needed.
- No additional component is required for installation.



Specifications

Model name	UTY-DTGY
Power Source	100-240V 50/60Hz
Dimensions (H x W x D) (mm)	260 x 246 x 54
Weight (g)	2,150
Interface	USB 2.0

Controller

System Controller Software

UTY-APGX

System Controller realizes the advanced integrated monitoring & control of VRF network system from small scale buildings to large scale buildings.

- Up to a maximum of 4 VRF network systems, 1600 indoor units, and 400 outdoor units can be controlled.
- Supports VRF S series, V series and V-II series.
- In addition to air conditioning precision control function, central remote control, electricity charge calculation, schedule management, and energy saving functions are strengthened and building manager and owner needs are met.
- Corresponds to 7 different languages (English, Chinese, French, German, Spanish, Russian, Polish)

Max. controllable
4
VRF network systems

Max. controllable
400
outdoor units

Max. controllable
1,600
indoor units

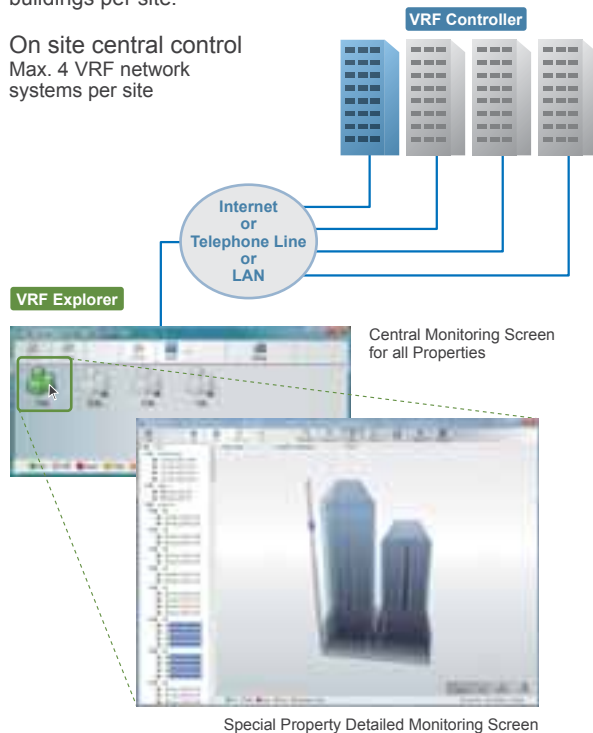


Remote centralized control

System Controller may be used on site or remotely over various networks for remote central control. System Controller requires

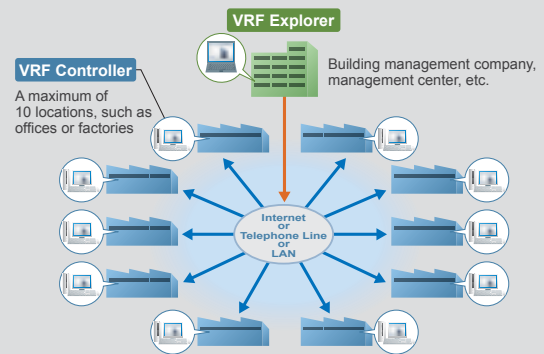
2 softwares working together. VRF Controller runs on site and communicate with VRF system. VRF Explorer runs remotely and provides user interface and communicate with the VRF Controller. VRF Controller and VRF Explorer program may run in a single PC or in different PCs separated by network. By using VRF Explorer software, one PC can perform central control of 10 VRF system sites with max. 20 buildings per site.

On site central control
Max. 4 VRF network systems per site

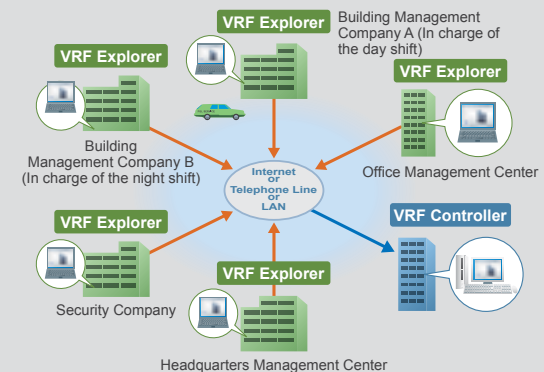


Remote central control

1 VRF Explorer can control or monitor up to 10 sites.



1 VRF Controller can be monitored from any number of VRF Explorers (Up to 5 connections simultaneously).



User friendly view and operation

Monitoring located site



Monitor mode (Site)

Main operation monitoring screen



Monitor mode (Building)

Operation monitoring of each site



Monitor mode (Floor)



Monitor mode (List)

Management functions



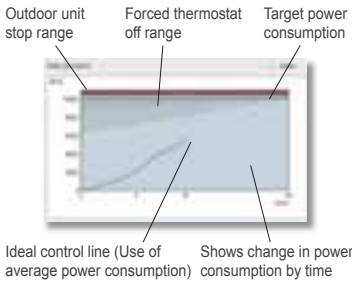
Schedule setting

Functions

Energy saving management Option UTY-PEGX:software

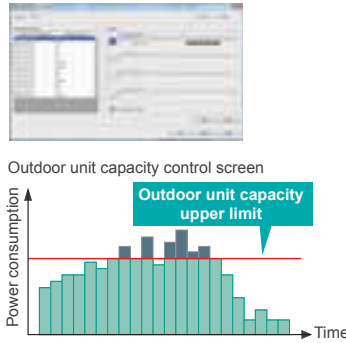
Peak cut operation

Controls overall operation while maintaining comfort according to the overall power consumption target value.



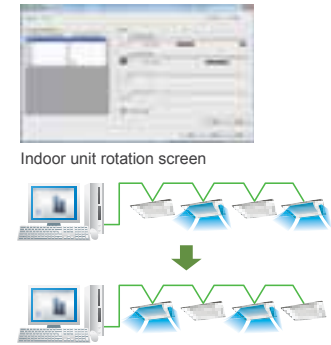
Outdoor unit capacity save

Sets an upper limit of outdoor unit capacity and performs capacity save operation at peak times.



Indoor unit rotation operation

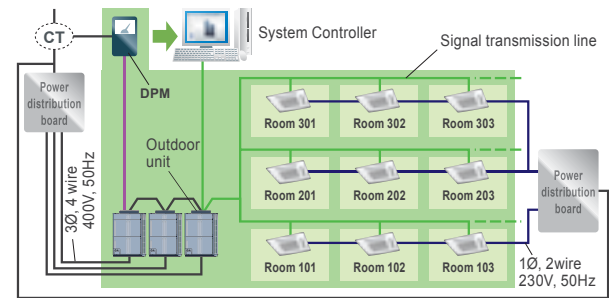
Reduces annual power consumption by operating indoor units in rotation.



Electricity charge apportionment

Apportions the power used by indoor and outdoor units and automatically calculates the electricity charge for each tenant. When you want to calculate the power used during a certain period in hotels, etc., computation linked with an electric meter is also possible. (Option)

Billing management for users for a set period of time, such as for hotels Option



Others

- Batched stop •Divers control of indoor units •Operating & control record
- Schedule control •Error display & E-mail notification •Prohibition setting

Specifications

Model name	UTY-APGX
Personal Computer	AT compatible machine that runs Microsoft® Windows®
Operating System	Microsoft® Windows® XP Professional (Service Pack 3 or later / English version), Microsoft® Windows Vista® Home Premium, Business (Service Pack 2 or later / Corresponds to 7 different languages.*), Microsoft® Windows® 7 Professional (64-bit is not supported. / Corresponds to 7 different languages.*) *English, Chinese, French, German, Spanish, Russian, Polish
CPU	Intel® Pentium® / Celeron 2 GHz (VRF Controller), 1 GHz (VRF Explorer) or higher
HDD	40 GB or more of free space (5 GB for VRF Explorer PC)
Memory	2 GB or more (VRF Controller), 1 GB or more (VRF Explorer)
Interface	USB port is required for each of the followings for Server PC ; • Wibu Key (Software protection key) • Echelon® U10 USB Network Interface (Required for each VRF Network) Ethernet port is required for remote connection using internet.
Accelerator	Requires the internal graphics accelerator be compatible with Microsoft® DirectX® 9.0
Other Software Required	Adobe® Reader® 9.0 or later

PACKING LIST

CD-ROM	Includes the software for System Controller. Both VRF Controller and VRF Explorer software is included.
Wibe Key	Software protection key to be inserted in a USB slot running System Controller. System Controller may only run on a PC with Wibu Key. Remote VRF Explorer software does not require Wibu Key.

Personal computer must be field supplied. U10 USB Network Interface must be field supplied. Contact Echelon® Corporation or its local sales representative for detail.
Product Name : U10 USB Network Interface - TP/FT-10 Channel Model Number: 75010R


Adaptor & Converter

Network Converter

Max. controllable
16
Network
Converter units

UTR-YRDA / UTY-VGGX / UTR-YGCA

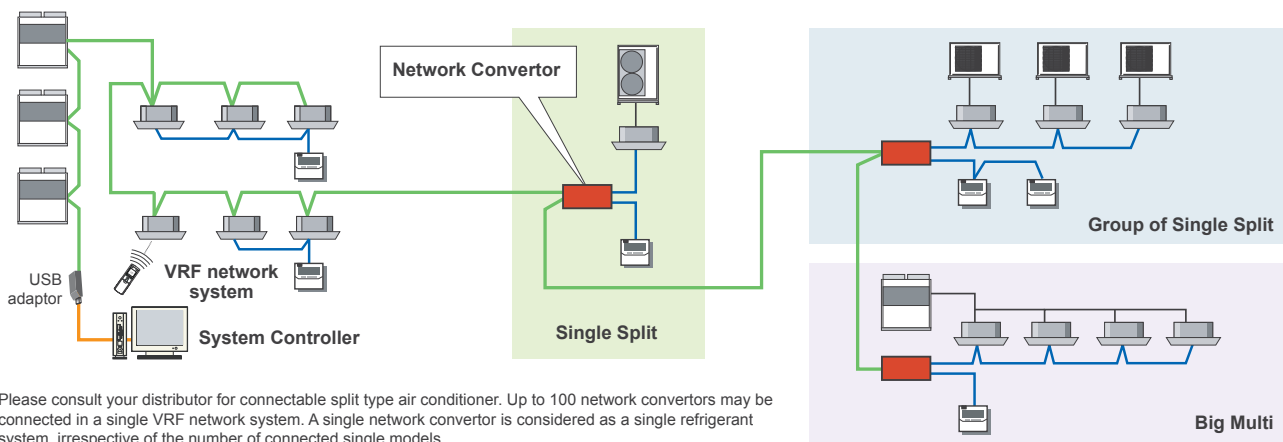
- This network converter is to be used for connecting single split system or group remote controller with the VRF network system.
- Please select the function by switching the dip switch during the installation.



(UTR-YRDA)

Installation example

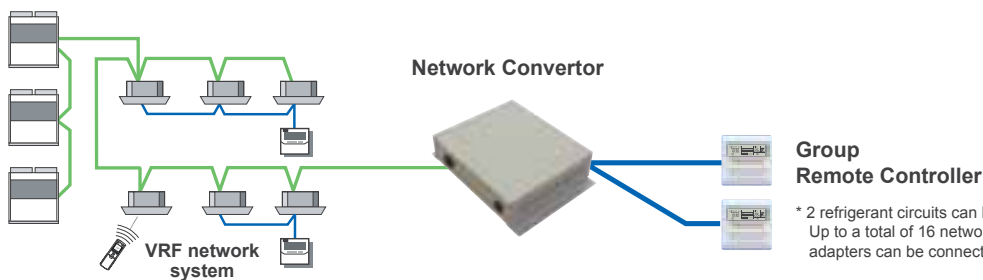
- Split type systems can be controlled from a central remote controller or PC controller through connection to the VRF's network converter.
- Standard remote controller and central remote controller provide On / Off control, master control, temperature and fan control, etc.
- A single network converter can be used to connect and control up to 16 single units.



Please consult your distributor for connectable split type air conditioner. Up to 100 network converters may be connected in a single VRF network system. A single network converter is considered as a single refrigerant system, irrespective of the number of connected single models.

Used for connecting Group Remote Controller

4 group remote controllers can be connected to a single Network converter.



* 2 refrigerant circuits can be covered by a single network converter. Up to a total of 16 network converters and central remote controller adaptors can be connected in a single VRF network system.

Specifications


Model name	UTR-YRDA / UTY-VGGX / UTR-YGCA
Power Source	50-60Hz 220-240V
Power Consumption (W)	8.5
Dimensions (H X W X D) (mm)	67 x 288 x 211
Weight (g)	1,500

Model name	UTR-YLLA / UTY-VLGX
Power Source	220-240V 50/60Hz
Power Consumption (W)	4.5
Dimensions (H X W X D) (mm)	67 x 288 x 211
Weight (g)	1,500

Network Converter for LONWORKS®

Max. controllable
4
Units to BMS

Max. controllable
128
indoor units

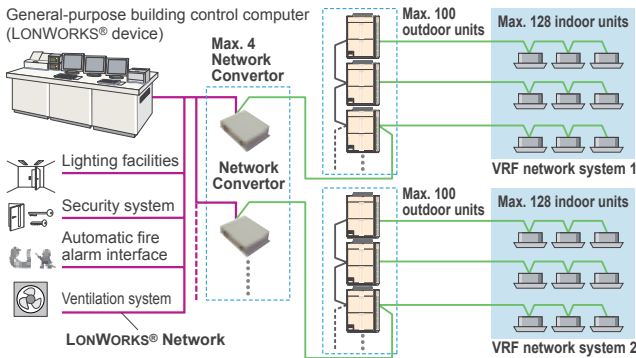


(UTR-YLLA)

UTR-YLLA / UTY-VLGX

- For connection between VRF network system and a LONWORKS® open network for management of small to medium-sized BMS and VRF network system.
- The UTY-VLGX permits central monitoring and control of a VRF network system from a BMS through a LONWORKS® interface.
- Up to 128 Indoor units can be connected to one Network Converter for LONWORKS®

Installation example



Transmission specifications (BMS side)


Transmission speed	78kbps
Transceiver	FT-X1 (Echelon® Corporation)
Transmission way form	Free topology
Terminal resistor	None (It attaches at the terminal of a network.)

BACnet® Gateway (Software)

Max. controllable
4
VRF network systems

Max. controllable
400
outdoor units

Max. controllable
1,600
indoor units



CD-ROM (Software)

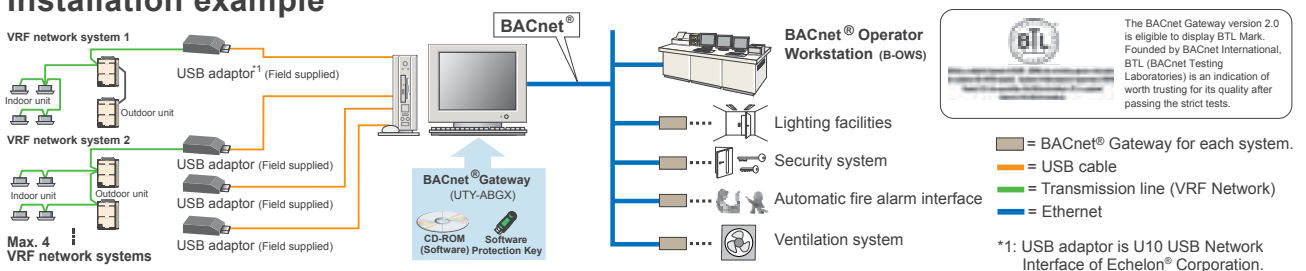


Software Protection Key

UTY-ABGX

- The VRF network system can be incorporated into a Building Management System.
- Enables central control of up to 1,600 indoor units through BACnet®, a global standard for open networks.
- Conforms to ANSI / ASHRAE Standards® 135-2004 BACnet® Application Specific Controller (B-ASC) BACnet® / IP over Ethernet.
- Connects up to 4 VRF network systems (1,600 indoor units / 400 outdoor units) per gateway.
- Supports VRF S/V series and V-II series

Installation example



Specifications

Model name	UTY-ABGX
Personal Computer	AT compatible machine that runs Microsoft® Windows®
Operating System	Microsoft® Windows® XP Professional (Service Pack 3 or later / Corresponds to 7 different languages.*) Microsoft® Windows Vista® Home Premium, Business (Service Pack 2 or later / Corresponds to 7 different languages.*) Microsoft® Windows® 7 Home Premium, Professional (Corresponds to 7 different languages.*) *English, Chinese, French, German, Spanish, Russian, Polish *64-bit version of Windows® are not supported.
CPU	Intel® Pentium® / Celeron®, AMD Athlon / Duron processor 2 GHz or higher
HDD	40 GB or more of free space
Memory	2 GB or more
Interface	USB port (x 2-5) is required Ethernet port is required
Other Software Required	Adobe® Reader® 9.0 or later

PACKING LIST

Packing List	CD-ROM / Wibu Key
--------------	-------------------

Personal computer must be field supplied. U10 USB Network Interface must be field supplied. Contact Echelon® Corporation or its local sales representative for detail.
Product Name : U10 USB Network Interface - TP/FT-10 Channel Model Number : 75010R

Adaptor & Converter, Service & Maintenance

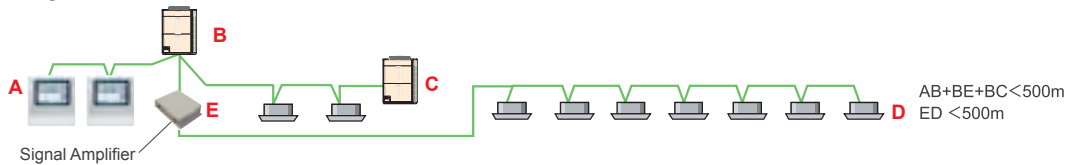
Signal Amplifier

UTY-VSGX

- Transmission Line length can be extended up to 3,600m for V-II series (2,000m for S series) with multiple Signal Amplifiers.
- Up to 8 signal amplifiers can be installed in a VRF network system.
- A signal amplifier is required,
 - (1) When the total wiring length of the transmission line exceeds 500m.
 - (2) When the total number of units on the transmission line exceeds 64.



Installation example




External Switch Controller

UTR-YESA / UTY-TEKX

Air conditioner switching can be controlled by connecting other sensor switches

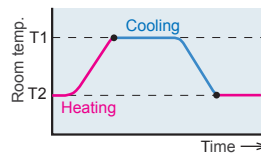
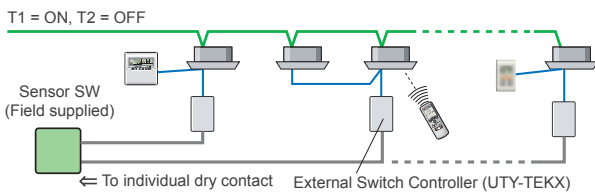
- In combination with a field supply Card-Key Switch or other sensor, the External Switch Controller allows control of the ON / OFF, Room temperature, Fan speed and Master control functions. This makes this product suitable for installations such as hotel rooms.
- Card-key or other sensor switches are available as a field supplied parts.



Installation example

Auto mode operation, which switches the cooling and the heating automatically, is enabled by using the sensor switch and External Switch Controller.

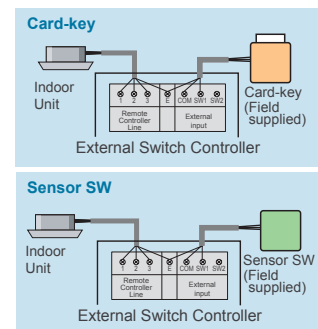
Note: All indoor units will operate in the same mode.



Note 1. Please choose a thermosensor switch which can be set up for T1 and T2.

Note 2. The remote controller's operation is prior to the auto mode operation.

Electrical wiring



Specifications

Model name	UTY-VSGX
Power Source	220-240V 50/60Hz
Power Consumption (W)	4.5
Dimensions (H X W X D) (mm)	67 x 288 x 211
Weight (g)	1,500

Model name	UTR-YESA / UTY-TEKX
Power Source	DC 12V
Dimensions (H X W X D) (mm)	120 x 75 x 30
Weight (g)	90

DC12V is supplied by the indoor unit.

Service Tool Software

UTY-ASGX

Extensive monitoring and analysis functions for installation and maintenance

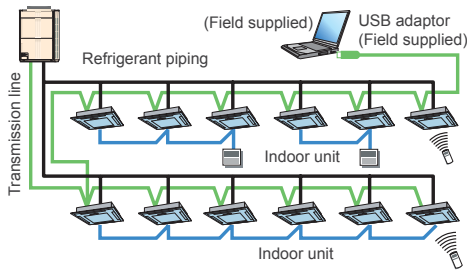
- Operation status can be checked and analyzed to detect even the smallest abnormalities
- Storage of data on system operation status on a PC allows access even from off site.
- Up to 400 indoor units (a single VRF network system) can be controlled and monitored for large scale buildings or hotels
- This software can be connected to any point of transmission line with USB adaptor (field supplied).
- Supports VRF S/V series and V-II series.

Max. Monitor and control
400
 indoor units

Max. Monitor and control
100
 outdoor units



Wiring connection



Functions

•Equipment Detail (Diagram)



- Equipment Detail (List)
- Error History
- Remote File Download
- System List
- Commissioning Tool

Web Monitoring Tool Software

UTY-AMGX

Product features

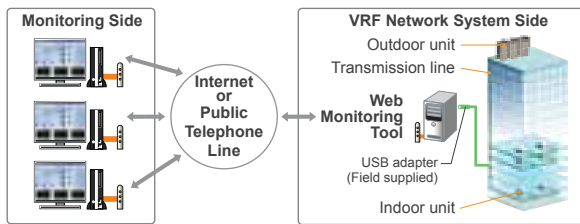
- Troubleshooting is performed by monitoring each air conditioning unit remotely during periodical system checks.
- Error notification can be automatically transmitted to several locations using the internet*1.
- Requires either a dedicated internet connection or public telephone line.
- Determination of an error occurrence can be made through error warnings and equipment status information obtained from a remote location.
- The monitoring data in a remote side can be optionally downloaded. And, this data can be displayed in offline mode of the service tool.
- Monitoring side computer is not required to install special software, requires only general web browser.
- Supports VRF S/V series and V-II series.

VRF network system
 can be supported
4

1,600
 indoor units
 can be supported

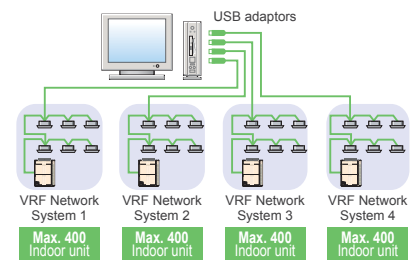
*1: Use of internet mail system required.

Web Monitoring System



Support 4 VRF network systems

USB adaptor (max. 4 adaptors per PC) permit, monitoring of up to 1,600 indoor units. Suitable for large-scale buildings or hotels.



Specifications

Model name	UTY-ASGX	UTY-AMGX
Personal Computer	AT compatible machine that runs Microsoft® Windows®	
Operating System	Microsoft® Windows® XP Professional (English version / Service pack 3 or later), Microsoft® Windows® Vista® Home Premium, Business Edition (English version), Microsoft® Windows® 7 Professional (64-bit is not supported. / English version)	
CPU	Intel® Pentium® / Celeron®, AMD Athlon™ / Duron™ 1 GHz or higher	
HDD	10 GB or more of free space	
Memory	1 GB (Vista, 7), 512 MB (XP) or more	1 GB or more
Interface	USB port for U10 USB Network Interface and Software protection key.	USB port (for U10 USB Network Interface Max.4, Software protection key) Following interface is required for remote connection: Public Telephone Line : Modem is required Internet using LAN : Ethernet port is required
Software	Internet Explorer 6.0 or 7.0 or 8.0 / Adobe® Reader® 9.0 or later	
Hardware	CD-ROM drive	







PACKING LIST

Packing List	CD-ROM / Wibu Key
--------------	-------------------






Personal computer must be field supplied. U10 USB Network Interface must be field supplied. Contact Echelon® Corporation or its local sales representative for detail.
 Product Name : U10 USB Network Interface - TP/FT-10 Channel Model Number: 75010R

Optional Parts






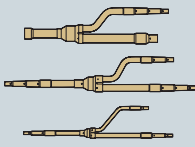







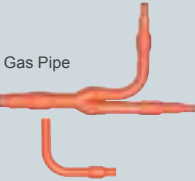












Controllers

<p>System Controller</p>  <p>UTY-APGX</p>	<p>Touch Panel Controller</p>  <p>UTY-DTGY</p>	<p>Central Remote Controller</p>  <p>UTY-DCGY</p>
<p>Central Remote Controller</p>  <p>UTB-YCA</p>	<p>Central Remote Controller</p>  <p>UTY-DMMYM</p>	<p>Group Remote Controller</p>  <p>UTB-YDB / UTY-CGGY</p>
<p>Wired Remote Controller</p>  <p>UTB-YUD</p>	<p>Wired Remote Controller</p>  <p>UTB-YUB / UTY-RNKY / UTY-RNNYM</p>	<p>Simple Remote Controller</p>  <p>UTB-YPB / UTY-RSKY / UTY-RSNYM With master control</p>
<p>Simple Remote Controller</p>  <p>UTB-YRA / UTY-RHKY Without master control</p>	<p>Wireless Remote Controller</p>  <p>UTB-YVB</p>	<p>Wireless Remote Controller</p>  <p>UTB-YNA / UTY-LNHY / UTY-LRHYM</p>

Adaptors/Convertors













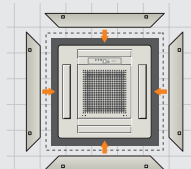
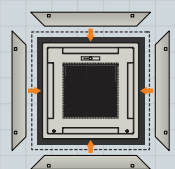
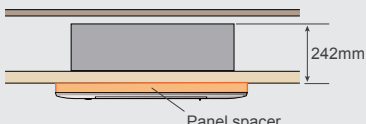


<p>Network Converter</p>  <p>UTR-YRDA / UTR-YGCA / UTY-VGGX</p>	<p>Network Converter for LONWORKS®</p>  <p>UTR-YLLA / UTY-VLGX</p>	<p>BACnet® Gateway</p>  <p>CD-ROM (Software) Software Protection Key UTY-ABGX</p>
<p>Signal Amplifier</p>  <p>UTY-VSGX</p>	<p>External Switch Controller</p>  <p>UTR-YESA / UTY-TEKX</p>	

Connection Units

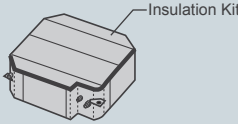
<p>Separation Tube For 3-phase simultaneous multi</p>  <p>UTP-SX236A / UTP-SX254A</p>	<p>Separation Tube For 3-phase simultaneous multi</p>  <p>UTP-SX354A</p>	<p>Separation Tube For 8 Rooms Multi</p> <p>Liquid pipe</p>  <p>Gas pipe</p>  <p>UTP-SX248A</p>
<p>Separation Tube For J series</p> <p>Separation tubes are available for installation as necessary.</p>  <p>UTR-BP54U / UTR-BP054X</p>	<p>Separation Tube For S series</p> <p>Separation tubes are available for installation as necessary.</p>  <p>UTR-BP54MA / UTR-BP90MA</p>	<p>Separation Tube For V-II Series</p> <p>Gas Pipe</p>  <p>Liquid Pipe</p>  <p>UTR-BP090X</p>
<p>Separation Tube For V-II Series</p> <p>Gas Pipe</p>  <p>Liquid Pipe</p>  <p>UTR-BP180X</p>	<p>Separation Tube For V-II Series</p> <p>Gas Pipe</p>  <p>Liquid Pipe</p>  <p>UTR-BP567X</p>	<p>Outdoor Unit Branch Kit For V-II Series</p> <p>Liquid Pipe</p>  <p>Gas Pipe</p>  <p>UTR-CP567X</p>
<p>RB (Refrigerant Branch) Unit For S series</p> <p>Single type</p>  <p>UTF-Y54A1A</p>	<p>RB (Refrigerant Branch) Unit For S series</p> <p>Multi type</p>  <p>UTF-Y90A4A</p>	<p>Header For J series</p> <p>Headers are available for installation as necessary.</p>  <p>UTR-HD546U</p>
<p>Header For S series</p> <p>Headers are available for installation as necessary. *Reducer is attached to each header kit.</p>  <p>UTR-HD906R</p>	<p>Header For S series</p> <p>Headers are available for installation as necessary. *Reducer is attached to each header kit.</p>  <p>UTR-HD908R</p>	<p>Header For V-II Series</p> <p>Gas Pipe</p>  <p>Liquid Pipe</p>  <p>UTR-H0906L / UTR-H1806L</p>
<p>Header For V-II Series</p> <p>Gas Pipe</p>  <p>Liquid Pipe</p>  <p>UTR-HD908L / UTR-H1808L</p>	<p>EV Kit For J series</p> <p>EV kit is available for installation as necessary.</p>  <p>UTR-EV2AXL / UTR-EV3XL</p>	<p>Branch Box For 8 Rooms Multi</p>  <p>3 zones type</p>  <p>2 zones type</p> <p>UTP-PY03A / UTP-PY02A</p>

Optional Parts

Others

For Duct type		
Flange(Round)  UTD-RF204	Flange(Square)  UTD-SF045T	Long-Life Filter  UTD-LF25NA
Long-Life Filter  UTD-LF60KA	Auto Louver Grille Kit For Slim duct type  UTD-GXSA-W (For 07/09/12/14 type) UTD-GXSB-W (For 18 type) UTD-GXSC-W (For 24 type)	Drain Pump Unit  UTZ-PX1BBA/UTZ-PX1NBA
Remote Sensor Unit New amenity space can be offered by installing the Remote sensor in the remote controller.  UTD-RS100 / UTY-XSZX	IR Receiver Unit  or  UTY-LRJY1 UTY-LRHY1 UTY-LRHYM UTY-LRHYM	IR Receiver Unit  UTB-YWA / UTB-YWB / UTB-YWC
External Control Set Use to connect with various peripheral devices and air conditioner PC board.  UTD-ECS5A		
For Cassette type		
Wide Panel  Indoor unit 950 Panel 600 (mm) 600 UTG-AGYA-W	Additional Grille  UTG-AGDA-W	Additional Grille  UTG-AGEA-W
Panel Spacer  242mm Panel spacer UTG-BGYA-W	Air Outlet Shutter Plate Shuts the air outlet when only using as 2 or 3 blow out.  UTR-YDZC	Air Outlet Shutter Plate Shuts the air outlet when only using as 2 or 3 blow out.  UTR-YDZB

Insulation Kit
For High Humidity



UTZ-KXGA/UTZ-KXGC

IR Receiver Kit




UTY-LRHYA1

IR Receiver Kit



UTY-LRHYB1

Grille Kit




UTG-UDYD-W

Grille Kit



UTG-UFYC-W / UTG-UFYD-W

Grille Kit



UTG-UGYA-W

Fresh Air Intake Kit
For Compact Cassette type



UTZ-VXAA


Fresh Air Intake Kit
For Cassette type



UTZ-VXGA

For Ceiling type

Drain Pump Unit




UTR-DPB24T

For Floor type

Half Concealed Kit

This kit is used to half conceal floor type indoor unit into the wall.



UTR-STA

For Wall Mounted / Floor / Cassette / Ceiling / Duct type

External Connect Kit




UTY-XWZX / UTY-XWZX2

For Wall Mounted type


Air Clean Filter

Air clean filter assembly for initial setting.



UTR-FA08


Air Clean Filter



UTR-FB03

EV Kit

For without EV Kit model (V-II series)



UTR-EV09XA / UTR-EV14XA
UTR-EV09XB / UTR-EV14XB

Communication Kit



UTY-XCBXE / UTY-TWBXF / UTY-XCBX1

Energy Recovery Ventilator

Suppresses indoor temperature changes while providing fresh air



High efficiency and low noise are achieved using a highly efficient element. Comfortable air-conditioned environment is provided by effectively determining whether to use heat-exchange ventilation or normal ventilation while meeting diverse needs.

Energy saving ventilation

Thanks to efficient recovery of thermal energy lost during Ventilation, you can save an air-conditioning fee.

Facility saving

Thanks to a drastic reduction of load incurred by outside air, you can make air-conditioners more compact in parallel with the recovery of thermal energy.

Humidity adjusting effect

*In a cooling mode, a highly humid open-air is brought near to a dehumidified room atmosphere and then supplied.
In a heating mode, a room humidity is transferred to the dry outside air and then supplied.*

Sound shield effect

The ducts of the unit and the heat exchange element are characteristic of sound shield effect, so that the office and store environment can be preserved.



More Comfortable Air Conditioning
Energy Recovery Ventilator



Energy Recovery Ventilator

Energy recovery ventilator unit offers maximum comfort and greater energy savings.



UTZ-BX025A



UTZ-BX035A



UTZ-BX050A




UTZ-BX080A



UTZ-BD100A

Adopts a highly efficient counter-flow heat exchange element



Heat exchange ventilation and normal ventilation

Heat exchange ventilation

When a room is cooled or heated, the exhausted cooling / heating energy is recovered by heat-exchange ventilation.

Normal ventilation

This is used in the spring and autumn, when rooms are not cooled or heated, that is, when there is little difference between the indoor and outdoor air conditions. In addition, at night during the hot season, when the outside air temperature drops the outside air is drawn inside without heat exchange, alleviating the load on the air conditioning equipment.

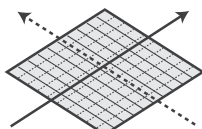
High Efficiency

Energy efficiency and ecology

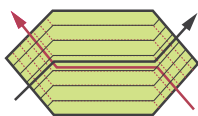
20%
Energy saving

Energy consumption is dramatically reduced by using a counterflow heat-exchange element. Air conditioning load is reduced by approximately 20%, resulting in significant energy savings. Recovers up to 77% of the heat in the outgoing air.

Features of heat exchange element



Other element
(Cross-flow element)



Fujitsu element
(Counter-flow element)

With the cross-flow element, air moves in a straight line across the element. With the counter-flow element, air flows through the element for a longer time (longer distance), so the heat-exchange effect remains unchanged.

More Comfort

Quiet operation

Significantly reducing low pressure loss and noise allows low-noise operation of 32 dB (High) or less for models with a capacity of 500 m³/h or less, and 37.5 dB (High) for models with a capacity of 1,000 m³/h.


Long heat-exchanger service life

Cleaning reduced due to the special material heat exchanger. The nylon/polyester fibre filter offers high dust retention capacity.

Easy Installation and Maintenance

Slim shape and easier installation

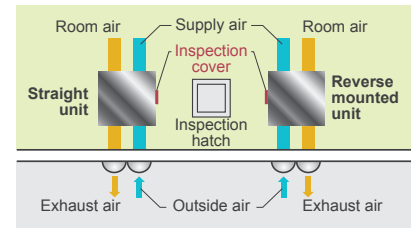
Counter-flow heat exchange element used for reduced noise and slimmer, more compact body shape.



Reverse mountable direct air supply / exhaust system

Adoption of straight air supply / exhaust system: Duct design is simplified because the air supply / exhaust ducts are straight.

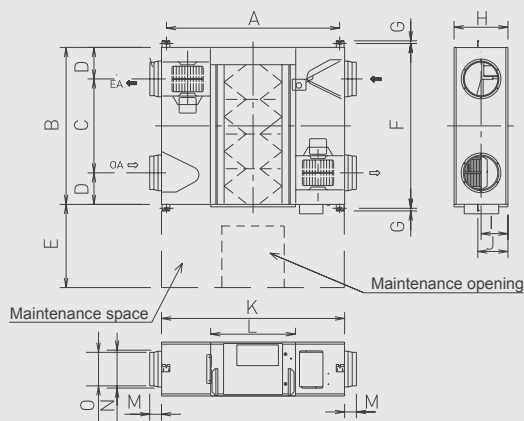
Since each unit can be mounted in reverse position, only one inspection hole is needed for two units: Two units can share one inspection hole so duct work is easier and more flexible.



Dimensions

Models: UTZ-BX025A / UTZ-BX035A / UTZ-BX050A / UTZ-BX080A / UTZ-BD100A

(Unit : mm)



	UTZ-BX025A	UTZ-BX035A	UTZ-BX050A	UTZ-BX080A	UTZ-BD100A
A	810	810	890	1,250	1,250
B	599	804	904	884	1,134
C	315	480	500	428	678
D	142	162	202	228	228
E	600	600	600	600	600
F	655	860	960	940	1,190
G	19	19	19	19	19
H	270	270	270	388	388
I	135	145	145	194	194
J	159	159	159	218	218
K	882	882	962	1,322	1,322
L	414	414	414	612	612
M	95	95	107	85	85
N	219	219	246	258	258
O	144	144	194	242	242

Specifications

Rated flow rate		250 m³/h	350 m³/h	500 m³/h	800 m³/h	1000 m³/h		
Model No.		UTZ-BX025A	UTZ-BX035A	UTZ-BX050A	UTZ-BX080A	UTZ-BD100A		
Power source		220-240V , 50Hz						
HEAT EXCHANGE VENTILATION	Input power	(Extra high)/High/Low	W	119 / 99 / 79	154 / 124 / 117	214 / 169 / 151	347 / 309 / 302	445 / 360 / 332
	Air flow rate	(Extra high)/High/Low	m³/h	250 / 250 / 170	350 / 350 / 280	500 / 500 / 370	800 / 800 / 650	1,000 / 1,000 / 810
	External static pressure	(Extra high)/High/Low	Pa	90 / 80 / 37	95 / 65 / 42	105 / 70 / 38	140 / 110 / 70	90 / 55 / 35
	Temperature Exchange Efficiency	(Extra high)/High/Low	%	75 / 75 / 77	75 / 75 / 77	75 / 75 / 77	75 / 75 / 76	75 / 75 / 76
	Energy Exchange Efficiency Cooling	(Extra high)/High/Low	%	63 / 63 / 66	66 / 66 / 69	62 / 62 / 67	65 / 65 / 68	65 / 65 / 68
	Energy Exchange Efficiency Heat pump	(Extra high)/High/Low	%	70 / 70 / 73	69 / 69 / 71	67 / 67 / 71	71 / 71 / 74	71 / 71 / 73
NORMAL VENTILATION	Sound pressure level	(Extra high)/High/Low	dB*	28 / 26 / 21	32 / 29 / 25	34 / 31 / 25	38 / 36.5 / 32	37.5 / 36 / 31
	Input power	(Extra high)/High/Low	W	119 / 98 / 79	151 / 119 / 113	210 / 161 / 145	337 / 300 / 297	438 / 358 / 329
	Air flow rate	(Extra high)/High/Low	m³/h	250 / 250 / 170	350 / 350 / 280	500 / 500 / 370	800 / 800 / 650	1,000 / 1,000 / 810
	External static pressure	(Extra high)/High/Low	Pa	90 / 80 / 37	95 / 65 / 42	105 / 70 / 38	140 / 110 / 70	90 / 55 / 35
	Sound pressure level	(Extra high)/High/Low	dB*	27 / 26.5 / 21.5	31 / 30 / 26	34 / 32 / 26.5	38.5 / 37 / 33	38 / 36.5 / 31.5
	Dimensions	W×D×H	mm	882×599×270	882×804×270	962×904×270	1,322×884×388	1,322×1,134×388
Weight		kg	29	37	43	71	83	
Outlet duct diameter		mm	150	150	200	250	250	
Operation range		°C	-10 to 40	-10 to 40	-10 to 40	-10 to 40	-10 to 40	
Maximum humidity		%	85	85	85	85	85	

* The noise level must be measured 1.5 m below the centre of the unit.

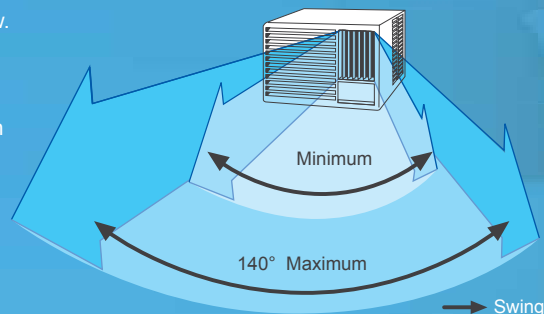
Window

Quickly transforms your room into an oasis



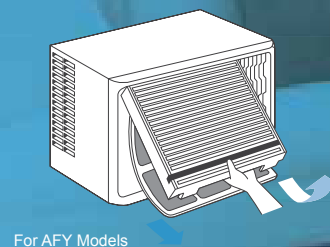
The Airflow Direction can be Freely Adjusted

Unrestricted direction of airflow. The louver allows airflow coverage as wide as 140°. Mounting the louver in the center provides coverage of an area as wide as 140°. Cold or warm air is distributed throughout the room.



Easy filter cleaning

The filter can be cleaned without removing the front panel.



Specifications

Model No.			AKY9UB	AMY12UA	AFY16UA
Power Source		V/∅/Hz	230/1/50	230/1/50	230/1/50
Capacity	Cooling	kW	2.80	3.45	4.55
	Heating		2.90	3.60	4.30
Power Consumption	Cooling/Heating	kW	1.05/0.93	1.40/1.30	1.81/1.62
EER - Energy Class	Cooling	W/W	2.67-D	2.46-E	2.51-E
COP - Energy Class	Heating		3.12-D	2.77-E	2.65-E
Running Current	Cooling/Heating	A	4.7/4.2	6.2/5.8	8.0/7.2
Moisture Removal		l/h	0.9	1.1	2.1
Noise (Indoor)	Cooling	H/L	50.5/41.5	52/48	56.5/51.5
Air Flow (High)	Indoor / Outdoor	m³/h	350	530	620
Net Dimension H x W x D		mm	349x457x581	375x560x650	400x660x633
		kg(lbs)	33(73)	45(99)	61(134)
Operation Range	Cooling	°CDB	21~43	21~43	21~43
	Heating		0~21	0~21	0~21
Refrigerant			R410A	R410A	R410A
Feature	Super Power		—	●	●
	Super Quiet		●	●	●
	Super Wave		●	●	●
	Instant Air Exchange		●	●	●

Compact, High Power, and Low Noise
Window type Air Conditioners



AKY9UB



AMY12UA



AFY16UA

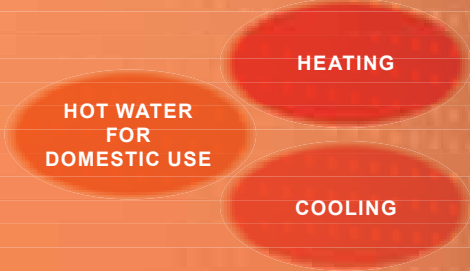


Air to Water

WATERSTAGE™ is an Economical and Clean hot water heating system by Heat Pump

Complete Solution meets various needs

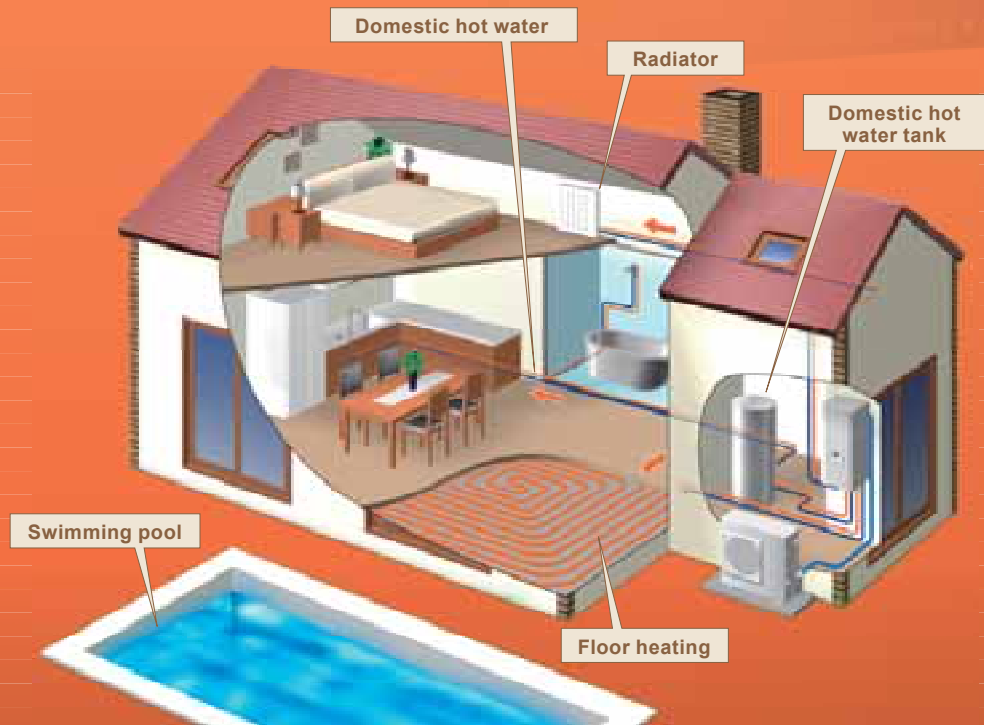
The clean energy produced by **WATERSTAGE™** reliably delivers "comfort" to diverse spaces in the home up to the living room, bedrooms, bath and swimming pool.



164 High Power

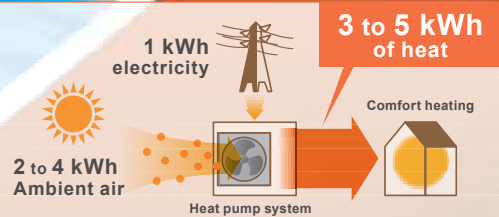
164 Comfort

165 Compact



WHAT'S A HEAT PUMP ?








Absorbing the free energy from atmosphere. Heat pump system requires only 1kW of electricity to generate 3 to 5 kW thermal energy.



Future Solution of Domestic Heating
Air to Water

WATERSTAGE™



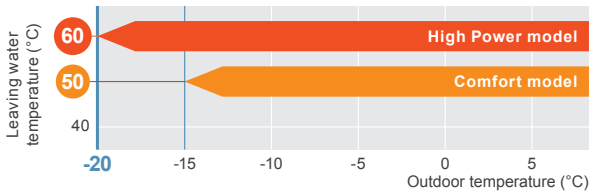
<p>SPLIT TYPE High Power model</p> <p>Indoor unit WSYG140DB6 NEW WSYK160DA9</p> <p>Outdoor unit</p> <div style="display: flex; justify-content: space-around;">    </div> <p>WOYG112LBT NEW WOYK112LAT WOYG140LBT NEW WOYK140LAT WOYK160LAT</p>	<p>SPLIT TYPE Comfort model</p> <p>Indoor unit WSYA050DA WSYA095DA WSYA065DA WSYA128DA WSYA080DA WSYA155DA</p> <p>Outdoor unit</p> <div style="display: flex; justify-content: space-around;">     </div> <p>AOYA18LALL AOYA30LBTL AOYA45LBTL AOYA24LALL AOY54LJBYL</p>
--	--

Powerful Heating & High Efficiency

High leaving water temperature

High leaving water temperature of 60°C keeps to -20°C of outdoor temperature without using backup heater.

No backup heater



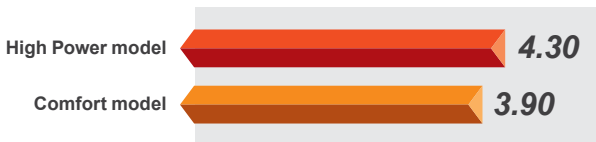
FUJITSU GENERAL's advanced Linear Control Injection Technology (High Power model)

It realizes the high condensing temperature without overheating discharge gas temperature by Linear Control Injection process during compression.

High compression
Normal refrigerant circuit
Linear Control Injection
Injection port
Twin Rotary Compressor with Linear Control Injection port

High COP

Air to water heat pumps work with much more efficiency and save more energy than a traditional heating system.

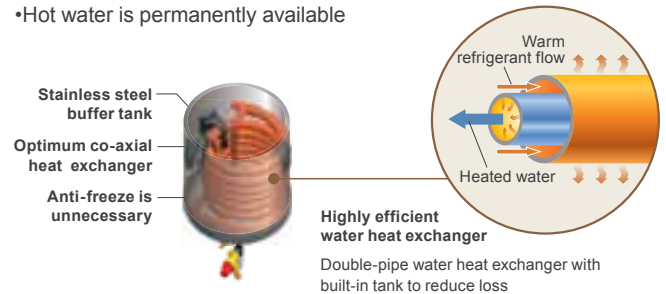


*The data refer to 16kW type Condition : Outdoor Temp. 7°C Heating Temp. 35°C.

High Reliability

High clean and durability

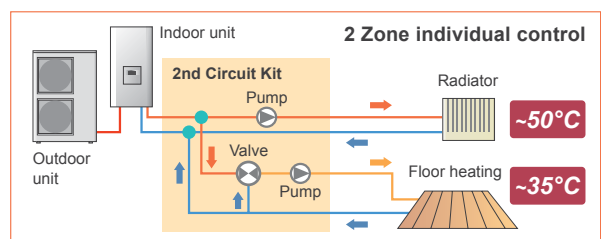
- Corrosion protected
- No fouling through heat exchanger construction
- Hot water is permanently available



Intelligent Control

2 Zone individual control

- 2 Zone individual control (2 under floor heating zones or under floor heating + radiator zone, etc.)*



*Optional parts are required.

MONOBLOC TYPE
Compact model

Monobloc unit
WPYA080LA
WPYA100LA

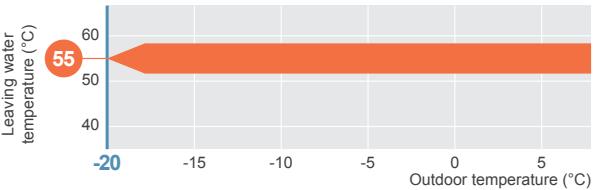


Compact & High Performance

High leaving water temperature

High leaving water temperature of 55°C keeps to -20°C of outdoor temperature without heater.

No backup heater



High COP

High COP is realized by using a DC twin rotary compressor, inverter technology, and high efficient water heat exchanger.




*Condition : Outdoor Temp. 7°C Heating Temp. 35°C.

Compact & light weight design



Intelligent Control

Wired remote controller (control box) is adopted standard.



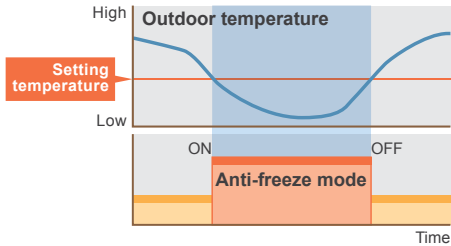
And more

- Automatic heating curve control
 - Cooling operation is possible*
 - Anti-Legionella function
 - Possible to docking the boiler and electric heater for backup
- *Optional parts are required.

High Reliability

Anti-freeze function

Water circulation and compressor can be automatically performed at low outdoor temperature. Freezing of circulated water can be prevented.



Easy installation & maintenance

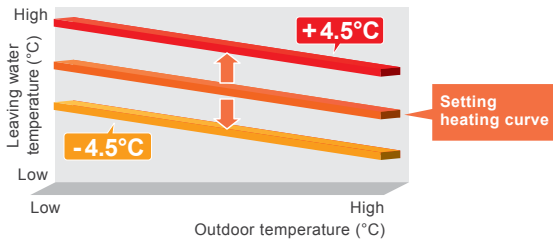
- No installation of refrigerant circuit connections.
- Closed type enables decrease in the supply frequency of circulating water.
- Easy access for maintenance operations

Smart & Comfort Control

Comfort

Flexible heating circuit

Automatic hot water temperature control matched to the application can be set. In addition, set temperature coefficient offset can be adjusted easily high or low side matched to the usage conditions.



Anti-legionella function

The growth of Legionella in DHW tank is suppressed and safe and clean hot water is supplied at all times.



Simple operation mode setting

- Selecting the heating mode



Large LCD display

- Operation status display
- Error display / Error history

Navigation and setting

- Selecting the heating menu
- Setting program timer

Convenience

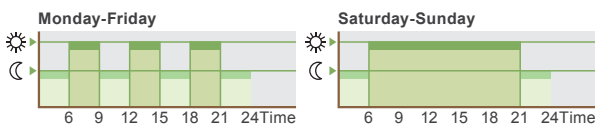
Programmed operation

- The setting of programmed operation can be easily set.
- Changing the heating mode linked with time is possible.

Heating mode	
Auto Automatic mode Comfort/Reduce mode switching automatically according to outdoor temperature	Comfort mode Constant comfort temperature
Reduce mode Constant reduce temperature	Protection mode Stand-by mode with anti-frost protection

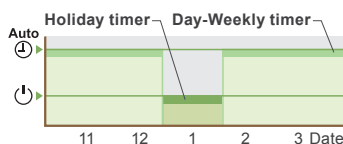
Day-Weekly timer setting

- The day-weekly timer can be set up for up to 3 times per day.
- Allows separate settings for each day of the week.



Holiday timer setting

- The holiday timer can be set up for up to 8 periods
- If you are absent for a long time in the winter, freezing of room can be prevented.



Extendibility

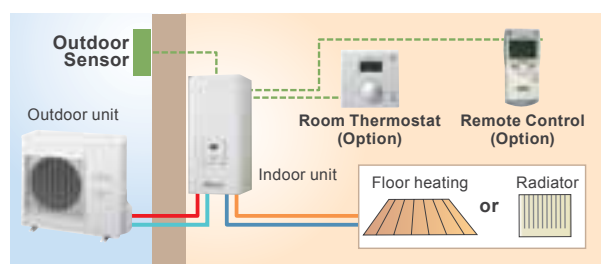
Diverse operation control

Meets diverse needs by combining with optional parts.

+ OPTIONS	2-temperature simultaneous heating Floor heating + Radiator heating (Split type only)
	Operation together with boiler at low outdoor temperature
	Temperature control of swimming pool (Controlled at 35°C)

Remote control-extension

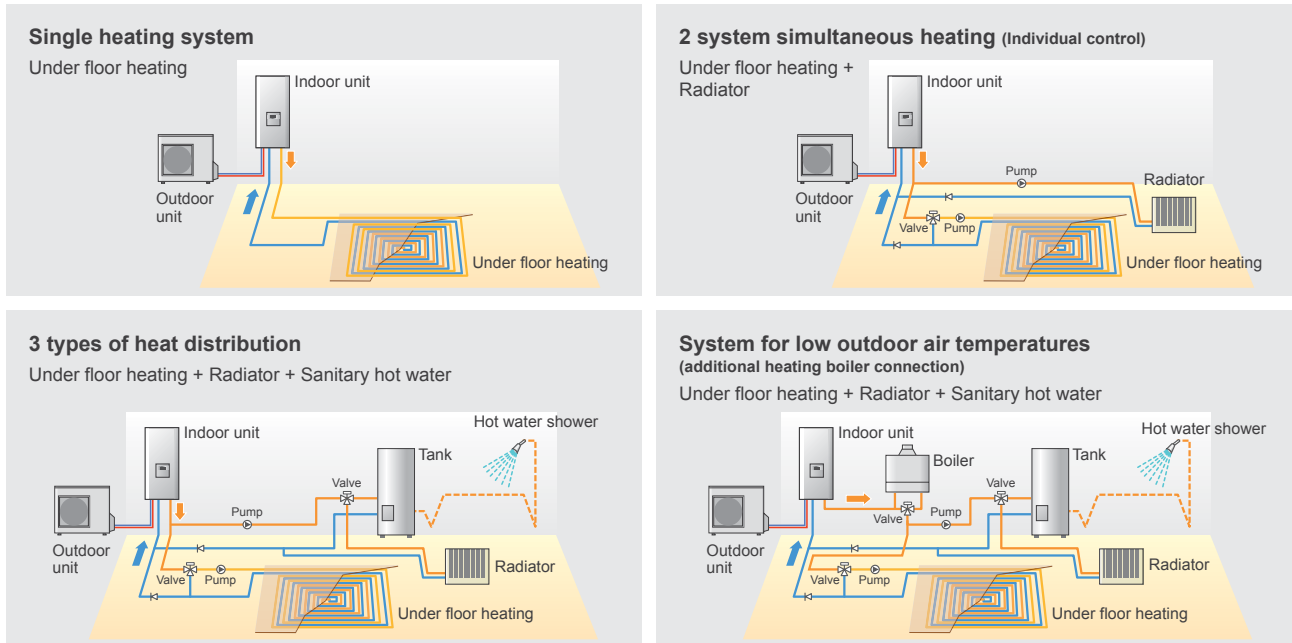
Optional remote controller allows controls of hot water depending on indoor temperature.

















Design Versatility

Installation example

The water heating system can be freely constructed for a wide range of applications from floor heating to hot water showers.



Optional parts

	2nd Circuit Kit  UTW-KZSXA	Boiler Connection Kit  UTW-KBSXA	Balancing Vessel  UTW-TEVXA
DHW Kit  UTW-KDWXA	DHW Tank 200L  UTW-T20XA	DHW Tank 300L  UTW-T30XA	High Flow Rate Circulating Pump Kit  UTW-PHFXA
Swimming Pool Kit  UTW-KSPXA	Heat exchanger for swimming pool  UTW-ESPXA	Cooling Kit  UTW-KCLXA	Cooling Kit (High flow rate)  UTW-KCHXA
Remote Control  UTW-C75XA	Room Thermostat  UTW-C55XA	External Indication Kit  UTW-XWZXZ2	

Specifications

Type			Split system														
Series name			High Power series					Comfort series									
Capacity range (kW)			11	14	11	14	16	5	6	8	10	13	16				
+7°C / +35°C floor heating ^{*1}	Heating capacity	kW	11.20	14.00	11.20	14.00	16.00	4.60	6.50	8.00	10.30	13.70	16.20				
	Input power		2.54	3.25	2.51	3.22	3.72	1.07	1.63	2.00	2.58	3.42	4.15				
	COP		4.40	4.30	4.46	4.35	4.30	4.30	4.00	4.00	4.00	4.00	3.90				
+2°C / +35°C floor heating ^{*1}	Heating capacity	kW	11.20	14.00	11.20	14.00	15.10	4.31	5.59	6.39	8.69	12.31	13.94				
	Input power		3.54	4.51	3.45	4.40	4.87	1.36	2.05	2.34	3.21	3.87	4.77				
	COP		3.16	3.10	3.25	3.18	3.10	3.16	2.73	2.73	2.71	3.18	2.92				
-7°C / +35°C floor heating ^{*1}	Heating capacity	kW	11.20	14.00	11.20	14.00	15.00	4.80	5.60	7.00	8.10	11.55	12.40				
	Input power		4.16	5.47	3.92	5.15	5.55	1.77	2.24	2.54	3.52	4.37	4.77				
	COP		2.69	2.56	2.86	2.72	2.70	2.70	2.50	2.75	2.30	2.64	2.60				
+7°C / +45°C radiators ^{*1}	Heating capacity	kW	9.60	12.00	10.50	13.10	15.10	4.17	5.40	6.20	8.30	9.70	13.30				
	Input power		2.77	3.50	2.90	3.70	4.42	1.23	1.61	1.88	2.51	2.98	4.20				
	COP		3.46	3.42	3.62	3.54	3.42	3.38	3.35	3.30	3.30	3.26	3.17				
-7°C / +45°C radiators ^{*1}	Heating capacity	kW	9.60	12.00	10.50	13.10	14.50	4.05	5.10	5.90	7.00	9.20	11.00				
	Input power		4.12	5.32	4.16	5.39	6.38	1.78	2.32	2.62	3.33	4.30	5.37				
	COP		2.33	2.26	2.52	2.43	2.27	2.28	2.20	2.25	2.10	2.14	2.05				
Backup heater	Capacity	kW×pcs	6.0(3.0×2 pcs)	6.0(3.0×2 pcs)	9.0(3.0×3 pcs)	9.0(3.0×3 pcs)	9.0(3.0×3 pcs)	3.0(1.5×2 pcs)	3.0(1.5×2 pcs)	3.0(1.5×2 pcs)	6.0(3.0×2 pcs)	6.0(3.0×2 pcs)	6.0(3.0×2 pcs)				
Indoor unit			Model name		WSYG140DB6					WSYK160DA9							
Power source			1Ø 230V, 50Hz					3Ø 400V, 50Hz					1Ø 230V, 50Hz				
Water circulation	Rated	L/min	32.1					40.1					32.1				
	Mini / Max		25.0 / 50.0					25.0 / 50.0					25.0 / 50.0				
Dimensions H×W×D			mm					1034 × 450 × 480					1034 × 450 × 480				
Weight (Net)			kg					52					53				
Buffer tank capacity			L					25					25				
Expansion vessel capacity			L					8					8				
Leaving water temperature range			°C					8 ~ 60					8 ~ 50				
Water pipe connection diameter			Flow / Return					mm					Ø25.4 / Ø25.4				
Outdoor unit			Model name		WOYG112LBT WOYG140LBT WOYK112LAT WOYK140LAT WOYK160LAT					AOYA18LALL AOYA24LALL AOYA30LBTL AOYA45LBTL AOY54JBTL							
Power source			1Ø 230V, 50Hz					3Ø 400V, 50Hz					1Ø 230V, 50Hz				
Current	Rated	A	10.8					13.7					3.60				
	Max		21.0					24.0					8.50				
Noise level (Sound pressure)			dB(A)					55 ^{*2}					56 ^{*2}				
Dimensions H×W×D			mm					1290 × 900 × 330					578 × 790 × 300				
Weight (Net)			kg					92					99				
Refrigerant			R410A					R410A					R410A				
Refrigerant amount			kg					2.50					1.25				
Additional refrigerant charge amount			g/m					50					20				
Connection pipe	Diameter	Liquid	mm					Ø9.52					Ø6.35				
		Gas	mm					Ø15.88					Ø12.70				
	Length	Mini / Max	m					5 / 20					5 / 15				
		Length (chargeless)	Max	m					15					15			
Height difference		Max	m					15					15				
Operation range			Heating					°C					-25 ~ 35				
Type			Monobloc system														
Series name			Compact series														
Capacity range (kW)			8					10									
+7°C / +35°C floor heating ^{*1}	Heating capacity	kW	8.00					10.00									
	Input power		1.78					2.30									
	COP		4.50					4.35									
+2°C / +35°C floor heating ^{*1}	Heating capacity	kW	7.40					8.10									
	Input power		2.73					3.00									
	COP		2.71					2.70									
-7°C / +35°C floor heating ^{*1}	Heating capacity	kW	7.10					8.00									
	Input power		2.93					3.32									
	COP		2.42					2.41									
+7°C / +45°C radiators ^{*1}	Heating capacity	kW	7.80					9.80									
	Input power		2.23					2.88									
	COP		3.50					3.40									
-7°C / +45°C radiators ^{*1}	Heating capacity	kW	6.50					7.00									
	Input power		2.98					3.31									
	COP		2.18					2.11									
Monobloc unit			Model name		WPYA080LA					WPYA100LA							
Power source			1Ø 230V, 50Hz														
Water circulation	Rated	L/min	22.9					28.7									
	Mini / Max		10.0 / 30.0					10.0 / 30.0									
Current			Rated					A									
Noise level (Sound pressure)			dB(A)					51 ^{*2}									
Dimensions H×W×D			mm														
Weight (Net)			kg														
Expansion vessel capacity			L														
Water pipe connection diameter			Flow / Return														
Refrigerant			R410A														
Refrigerant amount			kg														
Leaving water temperature range			°C														
Operation range			Heating														
			°C														

*1. The values of heating capacity/power input/COP are based on measurement of EN14511 standard. Usage environment, such as operation of the heating equipment, room temperature, and controller adjustments, may cause disparities between practically determined and these values.

*2. Sound pressure level measured at distance of 1m from the device and at a height of 1.5m above ground in free field

*3. Sound pressure level measured at distance of 5m from the device and at a height of 1.5m above ground in free field

Dimensions

(Unit : mm)

Indoor Units High Power model

WSYG140DB6 / WSYK160DA9


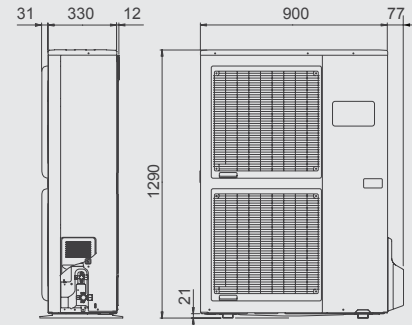
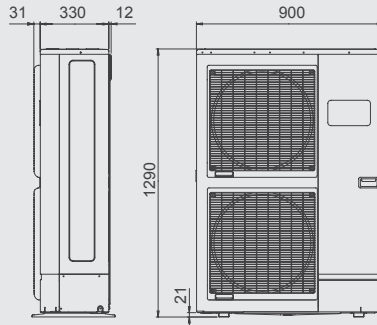
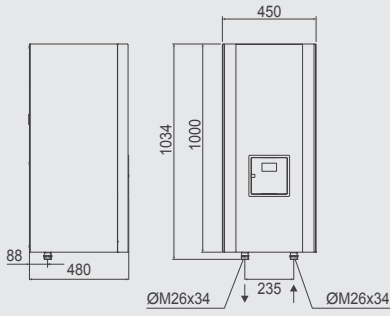
Indoor Units Comfort model

WSYA050DA / WSYA065DA / WSYA080DA
WSYA095DA / WSYA128DA / WSYA155DA

Outdoor Units High Power model

WOYK112LAT / WOYK140LAT /
WOYK160LAT

WOYG112LBT / WOYG140LBT



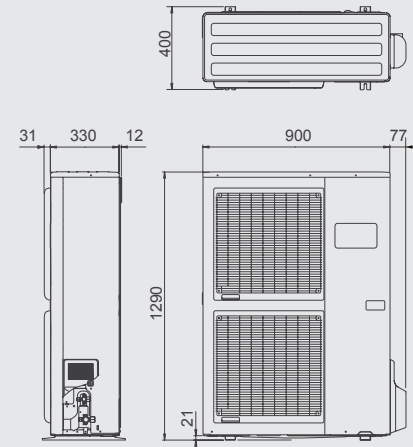
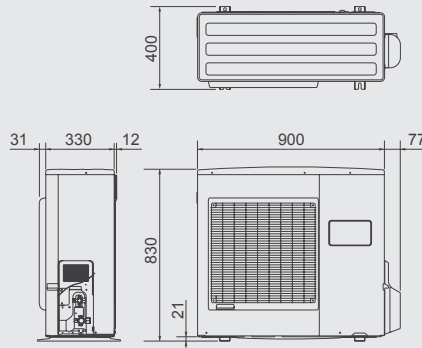
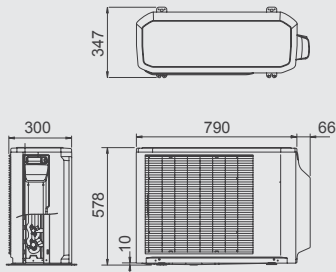


Outdoor Units Comfort model

AOYA18LALL / AOYA24LALL

AOYA30LBTL

AOYA45LBTL / AOY54LJBYL

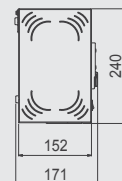
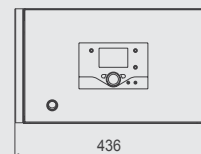
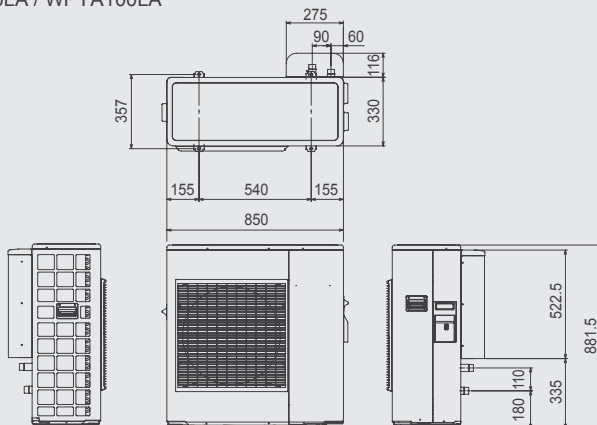


Compact model

WPYA080LA / WPYA100LA

Control Box

UTW-SCBYA



Deodoriser



This solves your problems with distracting lifestyles smells and other stubborn smells.

Deodorisation capacity

Approx. **150 times**^{*1}
that of an air cleaner
(compared to conventional Fujitsu General products)

Bacteria elimination power

Removes **99.9%**^{*2}
of airborne bacteria


Economical

Filter replacement
unnecessary^{*3}

*1. Compared to our Model ACS-24NVU Air Cleaner using urine (substituted with ammonia), food and raw garbage (fermented beans used as compound odour). However, approximately 50 times the deodorising capability (our company's study) for faecal waste (skatol and compound odour). Tested with constantly emitted odour. Calculated from the fact that the balance ratio of concentration for the same generation volume with the concentration of odour intensity level 1 as 10 times is inversely proportional to the removal capability.

*2. Test organization: Kitasato Research Center of Environmental Sciences. Checked in UV deodorant system.

*3. Washing with water once a year is the standard when cleaned with a vacuum cleaner once a month. (The cleaning frequency can vary depending on the conditions of use in the home. Replacement may also be necessary, depending on the condition of use.)



UV deodorant system

Powerfully deodorises
Almost all **odours**

For Comfortable Life
Deodoriser

AIR DEODORISER



AIR DEODORISER

Powerfully removes odours by the world's first deodorisation decomposition technology. Simultaneously displays air cleaning and bacteria elimination effects, and makes living more pleasant.



DAS30S

2 WORLD FIRST functions.

UV deodorant system

WORLD FIRST ^{*1}

Powerful deodorisation & bacteria elimination by 3 wavelengths^{*2}

Ozone deodorisation

Large volume of ozone is generated by light (185nm). Ozone power decomposes odour molecules.

Photo catalytic deodorisation

Odour molecules are decomposed by illuminating a titanium oxide plate with light (254nm).

Bacteria elimination

Bacteria and virus are repelled by light (185nm) having a bacteria elimination power 1600 times that of sunlight.



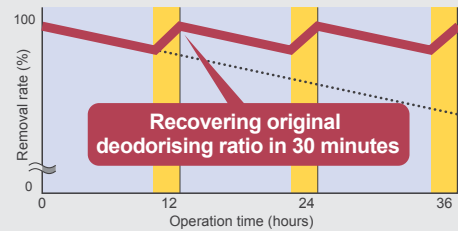
Automatic deodorisation capability regeneration system

WORLD FIRST ^{*1}

Deodorisation capability regenerated by heating

- Oxidation and decomposition capability is promoted by heating the filter for 30 minutes every 12 hours.
- Initial performance is maintained by removing odour molecules clinging to the filter.

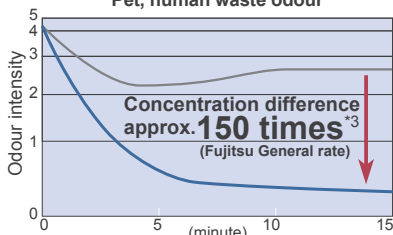
Image of filter regeneration by heating operation



— Change of removal rate when heating operation was performed
 Change of removal rate without heating operation
 ■ 30 minutes heating operation approximately every 12 hours

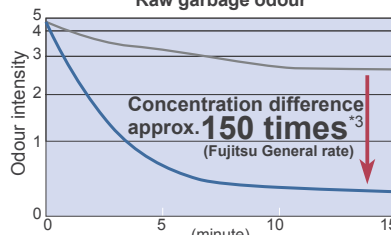
High Performance Verification Test Results

Comparison of deodorising performance
Pet, human waste odour



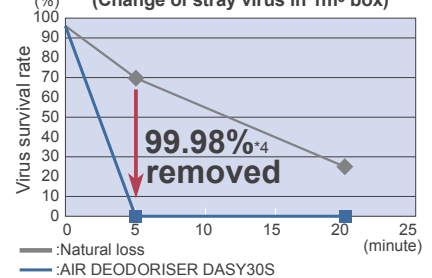
Odour intensity : 5.Very strong odour 4.Strong odour 3.Easily sensible odour 2.Weak odour but type of odour is sensed 1.Slightly sensible odour 0.No odour

Raw garbage odour



— :Home air cleaner ACS-24NUV
 — :AIR DEODORISER DAS30S

Virus elimination rate
(Change of stray virus in 1m³ box)

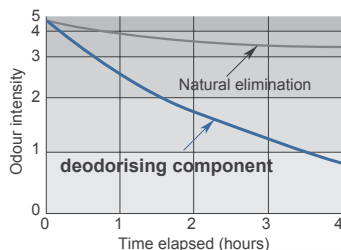


— :Natural loss
 — :AIR DEODORISER DAS30S

Removes permeated odours

The deodorising component*⁵ (weak ozone) discharged from the body decomposes and deodorises odours permeating the room from their source.

Deodorising effect of a piece of cloth permeated with the odour of 10 cigarettes
6 stage odour intensity method
(test room of 13.2m²)

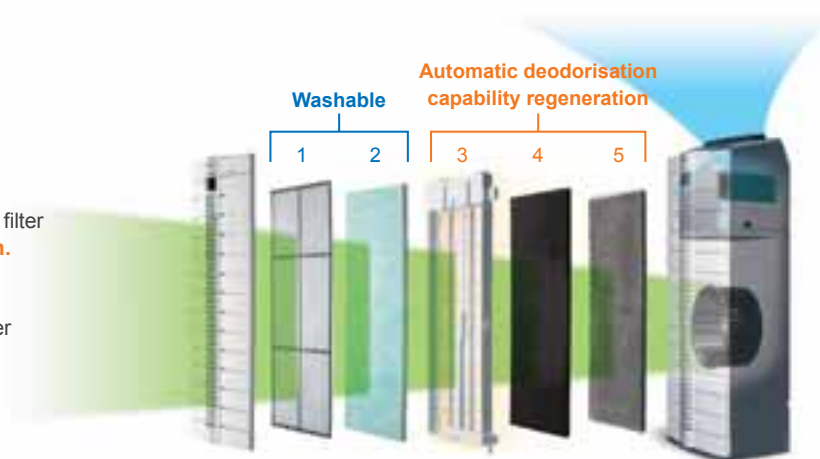


Filter replacement unnecessary⁷

All filters do not require replacement. Economical

Washable. Replacement unnecessary.

1. Prefilter
2. Allergenic substance decomposition dust collection filter
3. Automatic deodorisation capability regeneration. Maintenance-free
4. Heater unit
5. Compound metal oxidation catalyst honeycomb filter
6. Special activated charcoal filter



*1. Home air deodorisation machine announced November 7, 2005. *2. Generates light of 3 wavelengths; ozone generation 185nm, bacteria elimination 254nm, and photo catalyst activation 365nm. *3. Compared to our Model ACS-24NVU Air Cleaner using urine (substituted with ammonia), food and raw garbage (fermented beans used as compound odour). However, approximately 50 times the deodorising capability (our company's study) for faecal waste (skatol and compound odour). Tested with constantly emitted odour. Calculated from the fact that the balance ratio of concentration for the same generation volume with the concentration of odour intensity level 1 as 10 times is inversely proportional to the removal capability. *4. Test organization: Kitasato Research Center of Environmental Sciences. Checked in UV deodorant system. *5. Generates very weak ozone. However, the concentration is less than the volume existing in the natural state in forests, etc. The deodorising effect varies depending on the room size and amount of ventilation. *6. Test organization: Tested by Shinshu University using lice carcass, lice faeces, cat epidermis, dog epidermis, and orchard grass. *7. Washing with water once a year is the standard when cleaned with a vacuum cleaner once a month. (The cleaning frequency can vary depending on the conditions of use in the home. Replacement may also be necessary, depending on the condition of use.)
•Photographs and illustrations are images. •Harmful substances (carbon monoxide, etc.) of tobacco cannot be removed.

Specifications

Model No.	DASY30S	
Rated voltage	V	220-240
	Hz	50/60
Operation modes	AUTO, QUIET, HIGH, HI-POWER	
Air flow	m ³ /min	At minimum 0.8, at maximum 3.0
Operating sound	dB	At minimum 19, at maximum 45
Power consumption	W	At minimum 11, at maximum 35
Applicable floor space	m ³	~33 *By amount of generation source
Dust collection function	Non-woven fabric pleat filter	
Deodorising method	UV ozone + compound honeycomb	
Bacteria elimination method	Bacteria elimination lamp	
Filter life	Catalytic honeycomb filter: Automatic refreshing Dust collection filter: Water washing refreshing	
Sensor	Gas sensor	
Motor drive	Inverter	
Off timer	h	1
Product outside dimensions	mm	274 x 653 x 215
Product weight	kg	6.4
Installation	Floor installation (wall mounting bracket installable)	
Power cord length	m	2
Safety devices	Overcurrent prevention (current fuse)	
	Excessive temperature rise prevention (automatic reset thermostat)	
	Excessive temperature rise prevention (temperature fuse)	
Remote controller	Accessory	

Feature Explanation

Comfortable function



Human sensor

Human sensor catches movements of people in a room.



Up / down swing flaps

The up/down flaps automatically swing up and down.



Double swing automatic

Complex swing action of flaps enables automatically to swing both horizontal and vertical directions.



Automatic air flow adjustment

The micro-computer automatically adjusts the air flow effectively to follow the changes of room temperature.



Auto restart

In the event of a temporary power failure, the air conditioner will automatically restart in the same operating mode as before, once the power supply is restored.



Auto-changeover

The unit automatically switches between heating and cooling modes based on your temperature setting and the room temperature.



10°C HEAT operation

The room temperature can be set to go no lower than 10°C, thus ensuring that the room does not get too cold when not occupied.



Connectable distributing duct



Connectable fresh air duct



Fresh air intake

Fresh air can be taken in by a fan which can be connected using external control unit.



Economy mode

Limits the maximum operation current, and performs operation with the power consumption suppressed.



Powerful mode

Operation at maximum air flow and compressor speed, and quickly makes the room comfortable.



Low Noise Mode

Sound noise level of outdoor unit can be selected.



Energy saving mode

This mode raises the set temperature slightly in the cooling mode and lowers the set temperature in the heating mode to economically control the operation of the unit.



V-PAM control models



i-PAM control models

Convenient function



Sleep timer

The micro-computer gradually changes the room temperature automatically to afford a comfortable night's sleep.



ON-OFF timer

ON-OFF timer can be set to operate once.



Program timer

This digital timer allows selection of one of four options: ON, OFF, ON → OFF or OFF → ON.



Weekly timer

Different on-off times can be set for each day.



Weekly + setback timer

Weekly + Setback timer can set temperature for two times spans and for each day of the week.



Filter sign

Indicates the filter cleaning period by lamp.

Clean function



Automatic filter

The filter is automatically cleaned after the time is set for the air conditioner.



UV filter cleaner

UV (ultraviolet rays) suppresses the growth of mold and germs inside the indoor unit.



Long-life ion deodorization filter

The filter deodorizes by powerfully decomposing absorbed odors using the oxidizing and reducing effects of ions generated by the ultra-fine-particle ceramic.



Apple-catechin filter

Fine dust, invisible mold spores, and harmful microorganisms are absorbed onto the filter by static electricity, and further growth is inhibited and deactivated by the polyphenol extracted from apples.



Coil dry

The indoor unit can be dried to prevent the growth of mold and bacteria.



Washable panel

Feature summary

	Ceiling Wall	Wall Mounted	Floor	Compact Cassette / Cassette	Floor/Ceiling Universal	Ceiling	Compact Duct / Duct	High Static Pressure Duct
	AWYZ14LB/18LB/24LB	ASYG07LU/09LU/12LU/14LU ASYG07LE/09LE/12LE/14LE ASYG18LF/24LF/30LF	ASYTUB/9UC/12UC/14UB	ASY18UB/24UB/30UB	AUYF12LA/14LA/18LB/24LB AUYA30LB/36LB/36LC/45LC/54LC AUY25UU/30UU/36UU/45UU/54UU	AUY12UB/14UB/18UB ABYA30LB/36LB/36LC/45LC/54LC ABY14UB/18UB/24UB ABY30UB/36UB/45UB/54UB	ARYF24LB/ARYA30LB/36LB/36LC/45LC ARY7UU/9UU/12UU/14UU/18UB ARY25UU/30UU/36U(1)/36UU/45UU	ARYC45LC/54LC ARY60UU ARY90TL
Comfortable function								
Human sensor		●						
Up / down swing flaps		●	●	●	●	●	●	●
Double swing automatic	●			●	●		●	●
Automatic air flow adjustment	●	●	●	●	●	●	●	●
Auto restart	●	●	●	●	●	●	●	●
Auto-changeover	●	●	●	●	●	●	●	●
10°C heat operation		●	●	●	●			
Connectable distributing duct						●	●	●
Connectable fresh air duct					○	●	●	●
Fresh air intake					○	○	○	○
Economy mode	●	●	●	●	●	●	●	●
Powerful mode		●	●	●				
Low Noise mode		●	●	●		○ (45/54)	○ (45)	○ (45)
Energy saving mode						●		●
Convenient function								
Sleep timer	●	●	●	●	●	○	●	○
On-off timer				● (7/9/12)				
Program timer	●	●	●	●	● (14)	○	●	○
Weekly timer		●	●					●
Weekly + setback timer		○	○	○	○	○	○	○
Filter sign		●	●	●	●	●	●	
Automatic filter cleaner	●							
UV filter cleaner	●							
Long-life ion deodorization filter		●	●	●	○	○	●	
Apple-catechin filter		●	●	●	○	○	●	
Coil dry	●				●			
Washable panel	●		●	●	●			

○: Optional function

FUJITSU GENERAL LIMITED

1116, Suenaga, Takatsu-ku, Kawasaki 213-8502, Japan
<http://www.fujitsu-general.com/>



ISO 9001 Certified number:09 100 89394
Fujitsu General (Thailand) Co., Ltd.

ISO 14001 Certified number:09 104 9245
Fujitsu General (Thailand) Co., Ltd.



ISO 9001 Certified number:09 100 79269
Fujitsu General (Shanghai) Co., Ltd.



ISO 14001 Certified number:104692
Fujitsu General (Shanghai) Co., Ltd.

Notice for specifications

I.U.=Indoor Unit O.U.=Outdoor Unit Qu=Quiet * =Not decided yet

•Specifications and design are subject to change without notice for future improvement.

•For further details, please check with our authorised dealer.

•Cooling/Heating capacities are based on the following conditions.

Cooling	Indoor temp. : 27°C DB/19°C WB	Heating	Indoor temp. : 20°C DB/15°C WB
	Outdoor temp. : 35°C DB/24°C WB		Outdoor temp. : 7°C DB/6°C WB

•“**AIRSTAGE**” and “**WATERSTAGE**” are worldwide trademarks of FUJITSU GENERAL LIMITED and are registered trademarks in Japan and other countries or areas.

•Other company and product names mentioned herein may be registered trademarks, trademarks or trade names of their respective owners.

•Actual products' colors may be different from the colors shown in this printed material.

Distributed by :