

FUJITSU

The Intelligent Choice in Comfort

LM
Series

FUJITSU GENERAL LIMITED

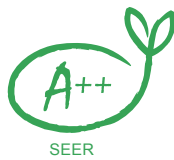
High Efficiency &

Comfort Design

All inverter control and our original airflow control realize economical and pleasant air conditioning throughout the year. Simple and compact design matches any room.


High Energy Saving in all season

- All models are achieved "Class A++" (new energy efficiency standard)



More Comfort

- High Comfort airflow by power diffuser
- Various comfort control




Energy Saving Control

- Detailed energy saving control by one-touch simple operation remote controller





High Efficiency & Comfort Technology




High Density
Heat Exchanger

Power Diffuser

Fujitsu General original power diffuser is mounted. Diffuser operates automatically matched to the operation mode to control the optimal airflow. Comfortable space is quickly realized.

Heating




During heating operation, vertical airflow provides comfortable floor level heating.

Cooling



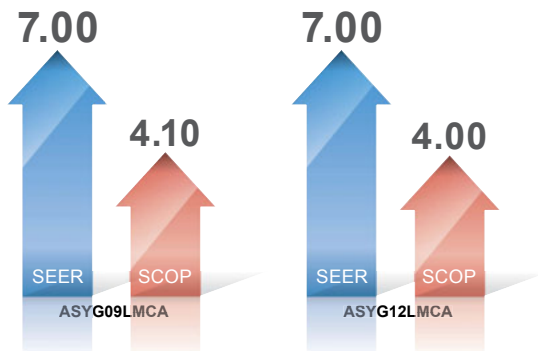
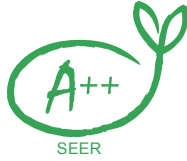
During cooling operation, long-reach airflow is delivered by horizontal airflow, and quickly creates comfortable space up to every corner of the room.



High Energy Saving in all season

High seasonal efficiency

High seasonal efficiency is realized by adopting DC rotary compressor, All DC inverter control, efficient and high-density heat exchanger technology. New models are achieved "Class A++" in new energy efficiency standard.




The heat load varies greatly depending on the time and season. SEER and SCOP* have been made the standard in terms of actual operating hours throughout the year.

*: SEER=Seasonal Energy Efficiency Ratio SCOP=Seasonal Coefficient Of Performance

High density heat exchanger

High-density 5mm thin tube diameter heat exchanger mounted. Capacity is enlarged including sub heat exchanger. Heat exchange efficiency substantially improved.



ALL DC All DC inverter technology

By All DC inverter control, electricity loss is decreased and power consumption is substantially reduced.

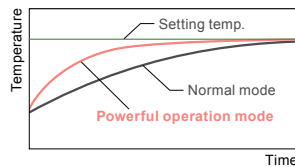


More Comfort



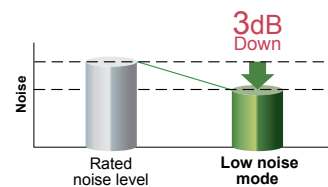
Powerful operation

20 minutes continuous operation by maximum airflow and maximum compressor speed is possible. Rapid cooling and heating makes the room comfortable quickly.



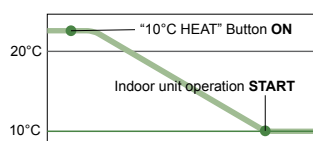
Low noise mode for outdoor unit

Low noise mode of outdoor unit can be selected by wireless remote controller.



10°C HEAT operation

The room temperature can be set to go no lower than 10°C, thus ensuring that the room does not get too cold when not occupied



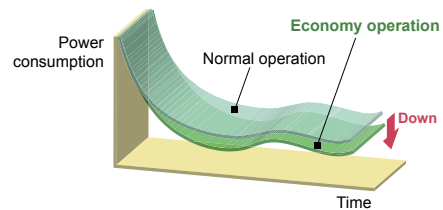
For ASYG07 / 09 / 12LMCA

Energy Saving Control



Economy operation

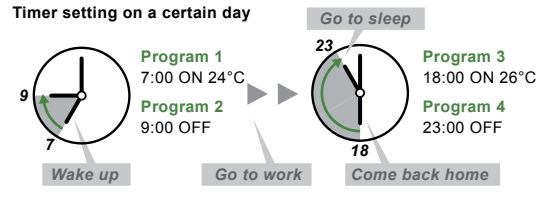
Energy-saving operation can be selected with one touch even at low loads. Low power consumption economical operation is performed by cutting the maximum current.



Program timer

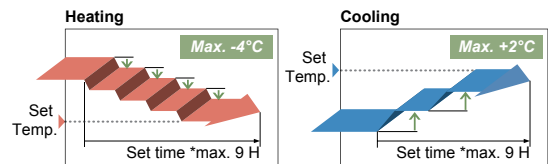
ON/OFF timer can be set four times per day. For example, 2 programs at waking up and going to sleep can be set. Various waste-free programs can be set to match your lifestyle.

Timer setting on a certain day



Sleep timer

The set temperature is gradually changed automatically to match your bedtime, and economical and pleasant timer operation is performed.



*Sleep timer setting : 0.5, 1, 2, 3, 5, 7, 9 H

Slim & Easy Design

Slim wireless remote controller has an easy-to-view large LCD and a one-touch selection button in simple and easy-to-use layout design.

Optional parts

- Wired Remote Controller : UTY-RVNYM **NEW**



Weekly timer function :

- Can be set up to 8 times per day (On / Off, mode, Temp)
- 2 pattern settings (i.e. Summer / Winter setting) are available.

Set temperature auto return :

- The setting temperature automatically returns to the previously set temperature.
- The time range in which the set temperature can be changed is 30 to 120 minutes.

Set temperature upper and lower limit setting :

- The set temperature range can be set for each operation mode. (Cooling / Heating / Auto)

- Wired Remote Controller : UTY-RNNYM
- Simple Remote Controller : UTY-RSNNM
- Communication Kit : UTY-XCBXZ2
- External Connect Kit : UTY-XWZXZ5



ASYG07LMCA ASYG09LMCA ASYG12LMCA ASYG14LMCA



Other futures

- i-PAM control models** : i-PAM inverter control is a technology which reduces loss by adjusting the current waveform to a better sine waveform.
- Up / down swing flaps** : The up/down flaps automatically swing up and down.
- Automatic air flow adjustment** : The micro-computer automatically adjusts the air flow effectively to follow the changes of room temperature.
- Auto restart** : In the event of a temporary power failure, the air conditioner will automatically restart in the same operating mode as before, once the power supply is restored.
- Auto-changeover** : The unit automatically switches between heating and cooling modes based on your temperature setting and the room temperature.

- Filter sign** : Indicates the filter cleaning period by lamp.
- Long-life ion deodorization filter** : The filter deodorizes by powerfully decomposing absorbed odors using the oxidizing and reducing effects of ions generated by the ultra-fine-particle ceramic.
- Apple-catechin filter** : Fine dust, invisible mold spores, and harmful microorganisms are absorbed onto the filter by static electricity, and further growth is inhibited and deactivated by the polyphenol extracted from apples.
- Washable panel**

Specifications

Model No.	Indoor unit		ASYG07LMCA ^{*1}	ASYG09LMCA	ASYG12LMCA	ASYG14LMCA ^{*1}
	Outdoor unit		AOYG07LMCA ^{*1}	AOYG09LMCA	AOYG12LMCA	AOYG14LMCA ^{*1}
Power Source	V/∅/Hz		230 / 1 / 50	230 / 1 / 50	230 / 1 / 50	230 / 1 / 50
Capacity	Cooling	kW	2.0 (0.5 - 3.0)	2.5 (0.5 - 3.2)	3.4 (0.9 - 3.9)	4.0 (0.9 - 4.3)
	Heating	kW	3.0 (0.5 - 3.4)	3.2 (0.5 - 4.0)	4.0 (0.9 - 5.3)	5.0 (0.9 - 6.0)
Input Power	Cooling/Heating	kW	0.470 / 0.685	0.65 / 0.73	0.97 / 1.02	1.17 / 1.355
EER	Cooling	W/W	4.26	3.85	3.50	3.41
	Heating	W/W	4.38	4.38	3.92	3.69
Pdesign	Cooling / Heating (@-10°C)	kW	2.0 / 2.3	2.5 / 2.4	3.4 / 3.5	4.0 / 3.7
SEER	Cooling	W/W	7.10	7.00	7.00	6.70
	Heating (Average)	W/W	4.10	4.10	4.00	3.80
SCOP	Cooling	W/W	A++	A++	A++	A++
	Heating (Average)	W/W	A+	A+	A+	A
Running Current	Cooling / Heating	A	2.3 / 3.3	3.2 / 3.5	4.6 / 4.8	5.6 / 6.3
Annual Energy Consumption	Cooling	kWh/a	99	125	170	209
	Heating	kWh/a	786	820	1225	1364
Moisture Removal	l/h		1.0	1.3	1.8	2.1
Sound Pressure (Cooling)	Indoor	H/M/L/Q	43 / 40 / 32 / 21	43 / 40 / 32 / 21	43 / 40 / 32 / 21	44 / 40 / 33 / 25
	Outdoor	High	45	45	50	49
Sound Power (Cooling)	Indoor	High	60	59	59	60
	Outdoor	High	58	58	61	63
Airflow Rate (High)	Indoor / Outdoor		m ³ /h	750 / 1670	750 / 1670	750 / 1830
Net Dimension H x W x D	Indoor	mm	268 x 840 x 203	268 x 840 x 203	268 x 840 x 203	268 x 840 x 203
		kg (lbs)	8.5 (19)	8.5 (19)	8.5 (19)	8.5 (19)
	Outdoor	mm	535 x 663 x 293	535 x 663 x 293	535 x 663 x 293	540 x 790 x 290
		kg (lbs)	21 (46)	21 (46)	26 (57)	34 (75)
Piping Connections (Small / Large)	mm		6.35 / 9.52	6.35 / 9.52	6.35 / 9.52	6.35 / 12.7
Drain Hose Diameter (I.D. / O.D.)	mm		13.8 / 15.8 to 16.7	13.8 / 15.8 to 16.7	13.8 / 15.8 to 16.7	13.8 / 15.8 to 16.7
Max Pipe Length (Pre-Charge)	m		20 (15)	20 (15)	20 (15)	20 (15)
Max Height Difference	m		15	15	15	15
Operation Range	Cooling	°CDB	-10~43	-10~43	-10~43	-10~43
	Heating	°CDB	-15~24	-15~24	-15~24	-15~24
Refrigerant (Global Warming Potential)			R410A (1,975)	R410A (1,975)	R410A (1,975)	R410A (1,975)

*1: Specifications of ASYG07/14LMCA are provisional for your reference. The contents of formal specifications might be different from these.



- Actual products' colors may be different from the colors shown in this printed material.
- Specifications and design subject to change without notice for future improvement. Please check with your dealer.

Distributed by :



ISO 9001
Certified number : 01 100 79269



ISO 14001
Certified number : 310102-UK
Fujitsu General (Shanghai) Co., Ltd.

